

SUMMARY REPORT  
 RUN DATE:04/17/17  
 RUN TIME:09:48 AM

GENERAL MUNICIPAL ELECTION  
 ST. LOUIS COUNTY, MISSOURI  
 TUESDAY, APRIL 4, 2017

OFFICIAL FINAL RESULTS

	VOTES	PERCENT
PRECINCTS COUNTED (OF 822)	822	100.00
REGISTERED VOTERS - TOTAL	703,245	
BALLOTS CAST - TOTAL	162,921	
VOTER TURNOUT - TOTAL		23.17
ST. LOUIS COUNTY - PROPOSITION P		
**SALES TAX - POLICE & PUBLIC SAFETY**		
(Vote for ) 1		
(WITH 822 OF 822 COUNTED)		
YES	102,221	63.18
NO	59,572	36.82
MAYOR BALLWIN		
(Vote for ) 1		
(WITH 30 OF 30 COUNTED)		
TIM POGUE	4,424	97.60
INVALID WRITE-IN	109	2.40
ALDERPERSON BALLWIN WARD 1		
(Vote for ) 1		
(WITH 6 OF 6 COUNTED)		
JIMMY TERBROCK	831	96.74
INVALID WRITE-IN	28	3.26
ALDERPERSON BALLWIN WARD 2		
(Vote for ) 1		
(WITH 7 OF 7 COUNTED)		
MARK R. STALLMANN	1,014	97.22
INVALID WRITE-IN	29	2.78
ALDERPERSON BALLWIN WARD 3		
(Vote for ) 1		
(WITH 9 OF 9 COUNTED)		
JIM LEAHY	1,317	99.10
INVALID WRITE-IN	12	.90
ALDERPERSON BALLWIN WARD 4		
(Vote for ) 1		
(WITH 8 OF 8 COUNTED)		
ROSS BULLINGTON	590	51.85
BRANT HARBER	334	29.35
TERICA DONNELLY	210	18.45
INVALID WRITE-IN	4	.35
ALDERMEN BEL NOR WARD 1		
(Vote for ) 1		
(WITH 1 OF 1 COUNTED)		
CHARLEE McBRIDE	127	93.38
INVALID WRITE-IN	9	6.62
ALDERMEN BEL NOR WARD 2		
(Vote for ) 1		
(WITH 1 OF 1 COUNTED)		
JAN NELSON	175	95.63
INVALID WRITE-IN	8	4.37
ALDERMEN BEL-RIDGE WARD 1		
(Vote for ) 1		
(WITH 1 OF 1 COUNTED)		
CATHERINE (CATHY) RAGLAND	18	45.00
KAREN NELSON	22	55.00
INVALID WRITE-IN	0	
ALDERMEN BEL-RIDGE WARD 2		
(Vote for ) 1		
(WITH 1 OF 1 COUNTED)		
REGINALD BROWN	67	53.17
JEROME C. ROBINSON	58	46.03
INVALID WRITE-IN	1	.79
ALDERMEN BEL-RIDGE WARD 3		
(Vote for ) 1		
(WITH 2 OF 2 COUNTED)		
ROBBIN R. RUSSELL	71	55.04
GORDON C. BROCK	58	44.96
INVALID WRITE-IN	0	
ALDERPERSON BELLA VILLA WARD 1		
(Vote for ) 1		
(WITH 1 OF 1 COUNTED)		
JOHN FRANKLIN	33	97.06
INVALID WRITE-IN	1	2.94
ALDERPERSON BELLA VILLA WARD 2		
(Vote for ) 1		
(WITH 1 OF 1 COUNTED)		
CINDY SCHWEGMANN	24	92.31
INVALID WRITE-IN	2	7.69
ALDERPERSON BELLA VILLA WARD 3		
(Vote for ) 1		
(WITH 1 OF 1 COUNTED)		
MARY KAREN SIKORSKI	23	100.00

INVALID WRITE-IN . . . . .	0	
BELLA VILLA - PROPOSITION A		
**FORGO ANNUAL ELECTIONS**		
(Vote for ) 1		
(WITH 3 OF 3 COUNTED)		
YES . . . . .	53	57.61
NO. . . . .	39	42.39
ALDERMEN BELLERIVE ACRES		
(Vote for ) 2		
(WITH 1 OF 1 COUNTED)		
TOM KIELY . . . . .	39	27.66
NANCY M. HARTMAN . . . . .	58	41.13
CHERYL MILTON ROBERTS . . . . .	43	30.50
INVALID WRITE-IN . . . . .	1	.71
MAYOR BEVERLY HILLS		
(Vote for ) 1		
(WITH 2 OF 2 COUNTED)		
BRIAN K. JACKSON . . . . .	62	92.54
INVALID WRITE-IN . . . . .	5	7.46
ALDERPERSON BEVERLY HILLS WARD 1		
(Vote for ) 1		
(WITH 1 OF 1 COUNTED)		
MARY PATTERSON . . . . .	31	96.88
INVALID WRITE-IN . . . . .	1	3.13
ALDERPERSON BEVERLY HILLS WARD 2		
(Vote for ) 1		
(WITH 1 OF 1 COUNTED)		
ROBERTA OUSLEY . . . . .	33	97.06
INVALID WRITE-IN . . . . .	1	2.94
TREASURER BLACK JACK		
(Vote for ) 1		
(WITH 6 OF 6 COUNTED)		
ANN L. WRIGHT . . . . .	868	99.20
INVALID WRITE-IN . . . . .	7	.80
COUNCIL MEMBER BLACK JACK WARD 1		
(Vote for ) 1		
(WITH 1 OF 1 COUNTED)		
RICK STEIGERWALD. . . . .	155	56.36
VERONICA PATTON . . . . .	120	43.64
INVALID WRITE-IN . . . . .	0	
COUNCIL MEMBER BLACK JACK WARD 2		
(Vote for ) 1		
(WITH 2 OF 2 COUNTED)		
CARMEN WATKINS-AUSTELL. . . . .	160	97.56
INVALID WRITE-IN . . . . .	4	2.44
COUNCIL MEMBER BLACK JACK WARD 3		
(Vote for ) 1		
(WITH 1 OF 1 COUNTED)		
LEO SIMMONS . . . . .	46	14.84
ABDURAQEEB (AJ) WHITE . . . . .	144	46.45
ARLENE V. McCLENDON . . . . .	118	38.06
INVALID WRITE-IN . . . . .	2	.65
COUNCIL MEMBER BLACK JACK WARD 4		
(Vote for ) 1		
(WITH 2 OF 2 COUNTED)		
RODNEY C. GRADY . . . . .	149	65.93
RONALD POINTER . . . . .	54	23.89
MICHAEL E. STARKS, SR. . . . .	23	10.18
INVALID WRITE-IN . . . . .	0	
COUNCIL MEMBER BRECKENRIDGE HILLS WARD 1		
(Vote for ) 1		
(WITH 1 OF 1 COUNTED)		
KEN SIMPSON . . . . .	43	93.48
INVALID WRITE-IN . . . . .	3	6.52
COUNCIL MEMBER BRECKENRIDGE HILLS WARD 2		
(Vote for ) 1		
(WITH 1 OF 1 COUNTED)		
DONALD CATLIN, JR. . . . .	46	85.19
CAMERON JOHNSON . . . . .	8	14.81
INVALID WRITE-IN . . . . .	0	
COUNCIL MEMBER BRECKENRIDGE HILLS WARD 3		
(Vote for ) 1		
(WITH 1 OF 1 COUNTED)		
GEORGE BEEMAN. . . . .	64	94.12
INVALID WRITE-IN . . . . .	4	5.88
COUNCIL MEMBER BRECKENRIDGE HILLS WARD 4		
(Vote for ) 1		
(WITH 1 OF 1 COUNTED)		
SHERYL GLADNEY . . . . .	53	75.71
SHANE PELLERIN . . . . .	17	24.29
INVALID WRITE-IN . . . . .	0	
MAYOR BRENTWOOD		
(Vote for ) 1		
(WITH 6 OF 6 COUNTED)		
CHRISTOPHER A. THORNTON. . . . .	893	52.81

BARBARA B. CLEMENTS . . . . .	784	46.36
INVALID WRITE-IN . . . . .	14	.83
MUNICIPAL JUDGE BRENTWOOD		
(Vote for ) 1		
(WITH 6 OF 6 COUNTED)		
PATRICK DIGNAM . . . . .	1,375	98.28
INVALID WRITE-IN . . . . .	24	1.72
ALDERPERSON BRENTWOOD WARD 1		
(Vote for ) 1		
(WITH 2 OF 2 COUNTED)		
DAVID PLUFKA . . . . .	477	95.98
INVALID WRITE-IN . . . . .	20	4.02
ALDERPERSON BRENTWOOD WARD 2		
(Vote for ) 1		
(WITH 1 OF 1 COUNTED)		
BRANDON WEGGE. . . . .	351	98.04
INVALID WRITE-IN . . . . .	7	1.96
ALDERPERSON BRENTWOOD WARD 3		
(Vote for ) 1		
(WITH 2 OF 2 COUNTED)		
STEVE LOCHMOELLER . . . . .	382	98.20
INVALID WRITE-IN . . . . .	7	1.80
ALDERPERSON BRENTWOOD WARD 4		
(Vote for ) 1		
(WITH 1 OF 1 COUNTED)		
THOMAS KRAMER. . . . .	230	95.83
INVALID WRITE-IN . . . . .	10	4.17
MUNICIPAL JUDGE BRIDGETON		
(Vote for ) 1		
(WITH 20 OF 20 COUNTED)		
JOSEPH W. LARREW . . . . .	1,528	98.64
INVALID WRITE-IN . . . . .	21	1.36
COUNCIL MEMBER BRIDGETON WARD 1		
(Vote for ) 1		
(WITH 6 OF 6 COUNTED)		
ROBERT R. (BOB) SAETTELE . . . . .	199	97.07
INVALID WRITE-IN . . . . .	6	2.93
COUNCIL MEMBER BRIDGETON WARD 2		
(Vote for ) 1		
(WITH 4 OF 4 COUNTED)		
JERRY GRIMMER. . . . .	317	97.84
INVALID WRITE-IN . . . . .	7	2.16
COUNCIL MEMBER BRIDGETON WARD 3		
(Vote for ) 1		
(WITH 6 OF 6 COUNTED)		
FERD FETSCH . . . . .	497	99.40
INVALID WRITE-IN . . . . .	3	.60
COUNCIL MEMBER BRIDGETON WARD 4		
(Vote for ) 1		
(WITH 4 OF 4 COUNTED)		
JONI NORRIS . . . . .	557	97.38
INVALID WRITE-IN . . . . .	15	2.62
MAYOR CALVERTON PARK		
(Vote for ) 1		
(WITH 2 OF 2 COUNTED)		
JAMES A. PAUNOVICH . . . . .	144	97.30
INVALID WRITE-IN . . . . .	4	2.70
ALDERMEN CALVERTON PARK WARD 1		
(Vote for ) 1		
(WITH 1 OF 1 COUNTED)		
TANDRA McWRIGHT . . . . .	55	96.49
INVALID WRITE-IN . . . . .	2	3.51
ALDERMEN CALVERTON PARK WARD 2		
(Vote for ) 1		
(WITH 1 OF 1 COUNTED)		
LESLIE FOGARTY. . . . .	86	97.73
INVALID WRITE-IN . . . . .	2	2.27
TRUSTEE CHAMP		
(Vote for ) 5		
(WITH 1 OF 1 COUNTED)		
J. SCOTT FOWLER . . . . .	6	19.35
KENNETH A. LAMAAR. . . . .	6	19.35
JAMES J. GERLING . . . . .	6	19.35
CLINTON DAVID HOOKER. . . . .	7	22.58
KATHERINE JEAN HOOKER . . . . .	6	19.35
INVALID WRITE-IN . . . . .	0	
MAYOR CHARLACK		
(Vote for ) 1		
(WITH 3 OF 3 COUNTED)		
MARK CHAMBERLAIN. . . . .	107	95.54
INVALID WRITE-IN . . . . .	5	4.46
ALDERPERSON CHARLACK WARD 1		
(Vote for ) 1		
(WITH 2 OF 2 COUNTED)		

ROBERT (BOB) TERRY . . . . .	40	93.02
INVALID WRITE-IN . . . . .	3	6.98
ALDERPERSON CHARLACK WARD 2		
(Vote for ) 1		
(WITH 1 OF 1 COUNTED)		
NO CANDIDATE FILED . . . . .	0	
*SEE OFFICIAL WRITE-IN REPORT. . . . .	10	100.00
CHARLACK - PROPOSITION A		
**BUSINESS LICENSE FEE**		
(Vote for ) 1		
(WITH 3 OF 3 COUNTED)		
YES . . . . .	72	57.60
NO. . . . .	53	42.40
MAYOR CHESTERFIELD		
(Vote for ) 1		
(WITH 33 OF 33 COUNTED)		
BOB NATION. . . . .	5,715	59.72
RANDY LOGAN . . . . .	3,824	39.96
INVALID WRITE-IN . . . . .	30	.31
COUNCIL MEMBER CHESTERFIELD WARD 1		
(Vote for ) 1		
(WITH 7 OF 7 COUNTED)		
BARBARA McGUINNESS . . . . .	1,938	98.28
INVALID WRITE-IN . . . . .	34	1.72
COUNCIL MEMBER CHESTERFIELD WARD 2		
(Vote for ) 1		
(WITH 7 OF 7 COUNTED)		
BEN KUMAR KEATHLEY . . . . .	1,017	43.80
AARON WAHL . . . . .	644	27.73
RYAN C. MIANO . . . . .	89	3.83
CHRISTOPHER C. NATSCH . . . . .	568	24.46
INVALID WRITE-IN . . . . .	4	.17
COUNCIL MEMBER CHESTERFIELD WARD 3		
(Vote for ) 1		
(WITH 10 OF 10 COUNTED)		
DAN HURT . . . . .	2,160	97.47
INVALID WRITE-IN . . . . .	56	2.53
COUNCIL MEMBER CHESTERFIELD WARD 4		
(Vote for ) 1		
(WITH 9 OF 9 COUNTED)		
MATTHEW J. WHITE . . . . .	486	23.13
NATHAN ROACH . . . . .	668	31.79
MICHELLE OHLEY. . . . .	939	44.69
INVALID WRITE-IN . . . . .	8	.38
ALDERPERSON CLARKSON VALLEY WARD 1		
(Vote for ) 1		
(WITH 1 OF 1 COUNTED)		
JAMES F. MEYER. . . . .	123	77.36
BERNARD A. SQUITIERI. . . . .	35	22.01
INVALID WRITE-IN . . . . .	1	.63
ALDERPERSON CLARKSON VALLEY WARD 2		
(Vote for ) 1		
(WITH 1 OF 1 COUNTED)		
HONORA SCHILLER . . . . .	92	95.83
INVALID WRITE-IN . . . . .	4	4.17
ALDERPERSON CLARKSON VALLEY WARD 3		
(Vote for ) 1		
(WITH 1 OF 1 COUNTED)		
F. SCOTT SCHULTZ . . . . .	101	98.06
INVALID WRITE-IN . . . . .	2	1.94
ALDERPERSON CLAYTON WARD 1		
(Vote for ) 1		
(WITH 3 OF 3 COUNTED)		
RICHARD LINTZ. . . . .	248	96.12
INVALID WRITE-IN . . . . .	10	3.88
ALDERPERSON CLAYTON WARD 2		
(Vote for ) 1		
(WITH 4 OF 4 COUNTED)		
MICHELLE HARRIS . . . . .	438	95.63
INVALID WRITE-IN . . . . .	20	4.37
ALDERPERSON CLAYTON WARD 3		
(Vote for ) 1		
(WITH 4 OF 4 COUNTED)		
MARK WININGS . . . . .	615	71.51
JUSTIN PERRYMAN . . . . .	243	28.26
INVALID WRITE-IN . . . . .	2	.23
ALDERPERSON COOL VALLEY WARD 1		
(Vote for ) 1		
(WITH 1 OF 1 COUNTED)		
DON JOHNSON . . . . .	62	96.88
INVALID WRITE-IN . . . . .	2	3.13
ALDERPERSON COOL VALLEY WARD 2		
(Vote for ) 1		
(WITH 1 OF 1 COUNTED)		
ALVIN ROBINSON . . . . .	71	98.61

INVALID WRITE-IN . . . . .	1	1.39
TRUSTEE COUNTRY LIFE ACRES		
(Vote for ) 3		
(WITH 1 OF 1 COUNTED)		
JAMES GIARDINA . . . . .	8	33.33
TIMOTHY D. CLARK . . . . .	7	29.17
SUSAN C. HOLMES . . . . .	8	33.33
INVALID WRITE-IN . . . . .	1	4.17
MAYOR CRESTWOOD		
(Vote for ) 1		
(WITH 8 OF 8 COUNTED)		
GREGG ROBY. . . . .	2,904	93.62
INVALID WRITE-IN . . . . .	198	6.38
CRESTWOOD - PROPOSITION C		
**TAX LEVY - GENERAL REVENUE**		
(Vote for ) 1		
(WITH 8 OF 8 COUNTED)		
YES . . . . .	2,097	56.61
NO. . . . .	1,607	43.39
COUNCIL MEMBER CREVE COEUR WARD 1		
(Vote for ) 1		
(WITH 5 OF 5 COUNTED)		
ALEXIS TRAVERS. . . . .	542	97.48
INVALID WRITE-IN . . . . .	14	2.52
COUNCIL MEMBER CREVE COEUR WARD 2		
(Vote for ) 1		
(WITH 6 OF 6 COUNTED)		
ELLEN LAWRENCE. . . . .	548	96.82
INVALID WRITE-IN . . . . .	18	3.18
COUNCIL MEMBER CREVE COEUR WARD 3		
(Vote for ) 1		
(WITH 4 OF 4 COUNTED)		
CHARLOTTE D'ALFONSO . . . . .	444	96.52
INVALID WRITE-IN . . . . .	16	3.48
COUNCIL MEMBER CREVE COEUR WARD 4		
(Vote for ) 1		
(WITH 4 OF 4 COUNTED)		
SCOTT SAUNDERS . . . . .	487	95.12
INVALID WRITE-IN . . . . .	25	4.88
ALDERPERSON CRYSTAL LAKE PARK WARD 1		
(Vote for ) 1		
(WITH 1 OF 1 COUNTED)		
NANCY BROOKS . . . . .	42	97.67
INVALID WRITE-IN . . . . .	1	2.33
ALDERPERSON CRYSTAL LAKE PARK WARD 2		
(Vote for ) 1		
(WITH 1 OF 1 COUNTED)		
DENNIS A. NAHNSEN. . . . .	43	93.48
INVALID WRITE-IN . . . . .	3	6.52
MAYOR DELLWOOD		
(Vote for ) 1		
(WITH 8 OF 8 COUNTED)		
REGGIE JONES . . . . .	544	96.80
INVALID WRITE-IN . . . . .	18	3.20
ALDERPERSON DELLWOOD WARD 1		
(Vote for ) 1		
(WITH 2 OF 2 COUNTED)		
LAMONT WILLIAMS . . . . .	106	94.64
INVALID WRITE-IN . . . . .	6	5.36
ALDERPERSON DELLWOOD WARD 2		
(Vote for ) 1		
(WITH 1 OF 1 COUNTED)		
KENNETH ROBINSON. . . . .	137	100.00
INVALID WRITE-IN . . . . .	0	
ALDERPERSON DELLWOOD WARD 3		
(Vote for ) 1		
(WITH 2 OF 2 COUNTED)		
ANJANEE' (ANN) WILKINS. . . . .	119	70.41
TEONA MCGHAW-BOURE' . . . . .	50	29.59
INVALID WRITE-IN . . . . .	0	
ALDERPERSON DELLWOOD WARD 4		
(Vote for ) 1		
(WITH 3 OF 3 COUNTED)		
SHANON HOLT . . . . .	117	96.69
INVALID WRITE-IN . . . . .	4	3.31
DELLWOOD - PROPOSITION E		
**ELIMINATE ELECTED COLLECTOR**		
(Vote for ) 1		
(WITH 8 OF 8 COUNTED)		
YES . . . . .	352	60.17
NO. . . . .	233	39.83
MUNICIPAL JUDGE DES PERES		
(Vote for ) 1		
(WITH 7 OF 7 COUNTED)		

CHUCK BILLINGS . . . . .	1,676	65.21
MARK R. BAHN . . . . .	887	34.51
INVALID WRITE-IN . . . . .	7	.27
ALDERMAN DES PERES WARD 1		
(Vote for ) 1		
(WITH 2 OF 2 COUNTED)		
JANE LANGA . . . . .	517	48.32
BENJAMIN J. SANSONE . . . . .	552	51.59
INVALID WRITE-IN . . . . .	1	.09
ALDERMAN DES PERES WARD 2		
(Vote for ) 1		
(WITH 2 OF 2 COUNTED)		
JIM KLEINSCHMIDT . . . . .	555	69.38
CHRIS JONES . . . . .	243	30.38
INVALID WRITE-IN . . . . .	2	.25
ALDERMAN DES PERES WARD 3		
(Vote for ) 1		
(WITH 3 OF 3 COUNTED)		
SEAN P. CONCAGH . . . . .	716	99.03
INVALID WRITE-IN . . . . .	7	.97
MAYOR EDMUNDSON		
(Vote for ) 1		
(WITH 2 OF 2 COUNTED)		
JOHN GWALTNEY . . . . .	71	93.42
INVALID WRITE-IN . . . . .	5	6.58
ALDERPERSON EDMUNDSON WARD 1		
(Vote for ) 1		
(WITH 1 OF 1 COUNTED)		
ADELE M.V. CROWN . . . . .	41	82.00
GEORGE ACOSTA, II . . . . .	9	18.00
INVALID WRITE-IN . . . . .	0	
ALDERPERSON EDMUNDSON WARD 2		
(Vote for ) 1		
(WITH 1 OF 1 COUNTED)		
TONY MIKULUS . . . . .	33	97.06
INVALID WRITE-IN . . . . .	1	2.94
COUNCIL MEMBER ELLISVILLE DISTRICT 1		
(Vote for ) 1		
(WITH 5 OF 5 COUNTED)		
GARY VOSS . . . . .	461	95.45
INVALID WRITE-IN . . . . .	22	4.55
COUNCIL MEMBER ELLISVILLE DISTRICT 2		
(Vote for ) 1		
(WITH 4 OF 4 COUNTED)		
KEN NEWHOUSE . . . . .	238	50.21
MICK CAHILL . . . . .	233	49.16
INVALID WRITE-IN . . . . .	3	.63
COUNCIL MEMBER ELLISVILLE DISTRICT 3		
(Vote for ) 1		
(WITH 3 OF 3 COUNTED)		
MIKE ROEMERMAN . . . . .	133	20.03
CYNTHIA (CINDY) POOL . . . . .	298	44.88
SUZANNE GUNDLACH . . . . .	231	34.79
INVALID WRITE-IN . . . . .	2	.30
MARSHAL EUREKA		
(Vote for ) 1		
(WITH 6 OF 6 COUNTED)		
MICHAEL A. WIEGAND . . . . .	1,921	98.97
INVALID WRITE-IN . . . . .	20	1.03
ALDERPERSON EUREKA WARD 1		
(Vote for ) 1		
(WITH 2 OF 2 COUNTED)		
WES SIR . . . . .	678	96.72
INVALID WRITE-IN . . . . .	23	3.28
ALDERPERSON EUREKA WARD 2		
(Vote for ) 1		
(WITH 2 OF 2 COUNTED)		
BRYAN KIEFER . . . . .	187	45.06
CARLEEN MURRAY . . . . .	226	54.46
INVALID WRITE-IN . . . . .	2	.48
ALDERPERSON EUREKA WARD 3		
(Vote for ) 1		
(WITH 2 OF 2 COUNTED)		
SHANNON BRITT . . . . .	398	47.04
STEVE GRZYB . . . . .	447	52.84
INVALID WRITE-IN . . . . .	1	.12
MAYOR FENTON		
(Vote for ) 1		
(WITH 6 OF 6 COUNTED)		
JOE MAURATH . . . . .	594	39.21
JOSH VOYLES . . . . .	919	60.66
INVALID WRITE-IN . . . . .	2	.13
ALDERPERSON FENTON WARD 1		
(Vote for ) 1		
(WITH 1 OF 1 COUNTED)		

ANDREW SOBEY, JR. . . . .	258	72.68
MIKE JONES. . . . .	97	27.32
INVALID WRITE-IN . . . . .	0	
ALDERPERSON FENTON WARD 2		
(Vote for ) 1		
(WITH 2 OF 2 COUNTED)		
GARY SIEBERT . . . . .	162	43.09
GREG HEFELE . . . . .	214	56.91
INVALID WRITE-IN . . . . .	0	
ALDERPERSON FENTON WARD 3		
(Vote for ) 1		
(WITH 2 OF 2 COUNTED)		
CHRIS CLAUSS . . . . .	154	55.00
DARLYS PRESLAR . . . . .	126	45.00
INVALID WRITE-IN . . . . .	0	
ALDERPERSON FENTON WARD 4		
(Vote for ) 1		
(WITH 1 OF 1 COUNTED)		
JAMES MAULLER. . . . .	222	48.58
VERA J. GLICK . . . . .	234	51.20
INVALID WRITE-IN . . . . .	1	.22
MAYOR FERGUSON		
(Vote for ) 1		
(WITH 13 OF 13 COUNTED)		
ELLA JONES. . . . .	1,594	42.64
JAMES W. KNOWLES, III . . . . .	2,133	57.06
INVALID WRITE-IN . . . . .	11	.29
FERGUSON - PROPOSITION A		
**CITY CHARTER - POLICE VIDEO SYSTEMS**		
(Vote for ) 1		
(WITH 13 OF 13 COUNTED)		
YES . . . . .	2,597	70.71
NO. . . . .	1,076	29.29
MAYOR FLOREDELL HILLS		
(Vote for ) 1		
(WITH 2 OF 2 COUNTED)		
JOSEPH R. NOETH . . . . .	36	80.00
INVALID WRITE-IN . . . . .	9	20.00
ALDERPERSON FLOREDELL HILLS WARD 1		
(Vote for ) 1		
(WITH 1 OF 1 COUNTED)		
DEBBIE ANN DAVIS . . . . .	8	42.11
ARTHUR C. HAMILTON . . . . .	3	15.79
KIMBERLY R. CAMPBELL-DUSSOLD . . . . .	8	42.11
INVALID WRITE-IN . . . . .	0	
ALDERPERSON FLOREDELL HILLS WARD 2		
(Vote for ) 1		
(WITH 1 OF 1 COUNTED)		
DARREL VAUGHT . . . . .	31	93.94
INVALID WRITE-IN . . . . .	2	6.06
COUNCIL MEMBER FLORISSANT WARD 2		
(Vote for ) 1		
(WITH 5 OF 5 COUNTED)		
TIM JONES . . . . .	602	95.71
INVALID WRITE-IN . . . . .	27	4.29
COUNCIL MEMBER FLORISSANT WARD 4		
(Vote for ) 1		
(WITH 4 OF 4 COUNTED)		
JEFF CAPUTA . . . . .	490	67.12
BENJAMIN HAMMOND (227) W/I VOTES OF . . . . .	240	32.88
COUNCIL MEMBER FLORISSANT WARD 6		
(Vote for ) 1		
(WITH 4 OF 4 COUNTED)		
GERARD J. HENKE . . . . .	774	93.37
INVALID WRITE-IN . . . . .	55	6.63
COUNCIL MEMBER FLORISSANT WARD 8		
(Vote for ) 1		
(WITH 4 OF 4 COUNTED)		
MARK SCHMIDT . . . . .	364	41.32
ROBERT PARSON, JR. . . . .	514	58.34
INVALID WRITE-IN . . . . .	3	.34
MAYOR FRONTENAC		
(Vote for ) 1		
(WITH 4 OF 4 COUNTED)		
KATE HATFIELD. . . . .	458	48.11
MARGOT M. MARTIN . . . . .	494	51.89
INVALID WRITE-IN . . . . .	0	
ALDERPERSON FRONTENAC WARD 1		
(Vote for ) 1		
(WITH 2 OF 2 COUNTED)		
MICHAEL MARGRAF . . . . .	87	32.95
(DANIEL F.) DAN KEMPER. . . . .	175	66.29
INVALID WRITE-IN . . . . .	2	.76
ALDERPERSON FRONTENAC WARD 2		
(Vote for ) 1		

(WITH 1 OF 1 COUNTED)		
NALINI S. MAHADEVAN . . . . .	233	97.90
INVALID WRITE-IN . . . . .	5	2.10
ALDERPERSON FRONTENAC WARD 3		
(Vote for ) 1		
(WITH 1 OF 1 COUNTED)		
TOM O'BRIEN . . . . .	235	97.92
INVALID WRITE-IN . . . . .	5	2.08
TRUSTEE GLEN ECHO PARK		
(Vote for ) 3		
(WITH 1 OF 1 COUNTED)		
WARREN L. PAUL, JR. . . . .	23	34.85
LEROY JACKSON. . . . .	20	30.30
DAN I. WILLIAMS . . . . .	22	33.33
INVALID WRITE-IN . . . . .	1	1.52
MAYOR GLENDALE		
(Vote for ) 1		
(WITH 6 OF 6 COUNTED)		
RICHARD J. MAGEE . . . . .	1,790	97.28
INVALID WRITE-IN . . . . .	50	2.72
ALDERPERSON GLENDALE WARD 1		
(Vote for ) 1		
(WITH 2 OF 2 COUNTED)		
PAUL E. ROETTGER . . . . .	590	98.99
INVALID WRITE-IN . . . . .	6	1.01
ALDERPERSON GLENDALE WARD 2		
(Vote for ) 1		
(WITH 2 OF 2 COUNTED)		
MICHAEL J. BAUGUS. . . . .	589	98.33
INVALID WRITE-IN . . . . .	10	1.67
ALDERPERSON GLENDALE WARD 3		
(Vote for ) 1		
(WITH 2 OF 2 COUNTED)		
JOHN J. SCHUSTER . . . . .	563	98.77
INVALID WRITE-IN . . . . .	7	1.23
ALDERPERSON-AT-LARGE GREENDALE		
(Vote for ) 2		
(WITH 1 OF 1 COUNTED)		
ALEXANDER (ALEX) HERMAN . . . . .	80	33.06
DORIS TROJCAK. . . . .	117	48.35
AARIN BOOKER . . . . .	44	18.18
INVALID WRITE-IN . . . . .	1	.41
MAYOR GREEN PARK		
(Vote for ) 1		
(WITH 5 OF 5 COUNTED)		
TONY POUSOSA . . . . .	249	43.38
BOB REINAGEL . . . . .	320	55.75
INVALID WRITE-IN . . . . .	5	.87
ALDERPERSON GREEN PARK WARD 1		
(Vote for ) 1		
(WITH 2 OF 2 COUNTED)		
MICHAEL BROUGHTON . . . . .	126	90.00
INVALID WRITE-IN . . . . .	14	10.00
ALDERPERSON GREEN PARK WARD 2		
(Vote for ) 1		
(WITH 2 OF 2 COUNTED)		
TIM THUSTON . . . . .	181	97.31
INVALID WRITE-IN . . . . .	5	2.69
ALDERPERSON GREEN PARK WARD 3		
(Vote for ) 1		
(WITH 1 OF 1 COUNTED)		
JOE MONTELEONE . . . . .	147	98.00
INVALID WRITE-IN . . . . .	3	2.00
TRUSTEE HANLEY HILLS		
(Vote for ) 5		
(WITH 1 OF 1 COUNTED)		
MIA A. SHIELDS. . . . .	199	18.22
STANLEY B. TAYLOR. . . . .	155	14.19
JULIA A. BOWEN. . . . .	96	8.79
DIANA M. WHITE. . . . .	176	16.12
LAMANDA GOODRICH. . . . .	168	15.38
GREGORY L. ROBINSON . . . . .	108	9.89
BETTYE A. MITCHELL . . . . .	150	13.74
INVALID WRITE-IN . . . . .	40	3.66
TRUSTEE HANLEY HILLS (UNEXPIRED TERM)		
(Vote for ) 1		
(WITH 1 OF 1 COUNTED)		
NO CANDIDATE FILED . . . . .	0	
TIRAN GREER (31) W/I VOTES OF. . . . .	58	100.00
COUNCIL MEMBER HAZELWOOD WARD 2		
(Vote for ) 1		
(WITH 4 OF 4 COUNTED)		
BOB AUBUCHON . . . . .	196	98.00
INVALID WRITE-IN . . . . .	4	2.00
COUNCIL MEMBER HAZELWOOD WARD 4		



(Vote for ) 1			
(WITH 2 OF 2 COUNTED)			
BOB PARKIN . . . . .	211	97.24	
INVALID WRITE-IN . . . . .	6	2.76	
COUNCIL MEMBER HAZELWOOD WARD 6			
(Vote for ) 1			
(WITH 2 OF 2 COUNTED)			
WARREN (BUTCH) TAYLOR . . . . .	169	97.69	
INVALID WRITE-IN . . . . .	4	2.31	
COUNCIL MEMBER HAZELWOOD WARD 8			
(Vote for ) 1			
(WITH 3 OF 3 COUNTED)			
MARY G. SINGLETON . . . . .	604	96.95	
INVALID WRITE-IN . . . . .	19	3.05	
TRUSTEE HILLSDALE			
(Vote for ) 2			
(WITH 1 OF 1 COUNTED)			
WILLIE J. THOMAS . . . . .	60	48.39	
BENARD ERVIN . . . . .	59	47.58	
INVALID WRITE-IN . . . . .	5	4.03	
HILLSDALE - PROPOSITION B			
**OUT OF STATE TAX - CONTINUATION**			
(Vote for ) 1			
(WITH 1 OF 1 COUNTED)			
YES . . . . .	39	48.75	
NO. . . . .	41	51.25	
ALDERPERSON HUNTLEIGH WARD 1			
(Vote for ) 1			
(WITH 1 OF 1 COUNTED)			
JOHN HUGHES . . . . .	15	93.75	
INVALID WRITE-IN . . . . .	1	6.25	
ALDERPERSON HUNTLEIGH WARD 2			
(Vote for ) 1			
(WITH 2 OF 2 COUNTED)			
JAGDISH L. HINDUJA . . . . .	44	95.65	
INVALID WRITE-IN . . . . .	2	4.35	
MAYOR JENNINGS (UNEXPIRED TERM)			
(Vote for ) 1			
(WITH 18 OF 18 COUNTED)			
YOLANDA AUSTIN . . . . .	854	56.56	
PHYLLIS R. ANDERSON . . . . .	124	8.21	
FRANCINE DUGGER . . . . .	520	34.44	
INVALID WRITE-IN . . . . .	12	.79	
COUNCIL MEMBER JENNINGS WARD 1			
(Vote for ) 1			
(WITH 5 OF 5 COUNTED)			
ALLEN C. McDONNELL . . . . .	75	24.19	
YOLONDA FOUNTAIN HENDERSON . . . . .	103	33.23	
MIRANDA JONES . . . . .	131	42.26	
INVALID WRITE-IN . . . . .	1	.32	
COUNCIL MEMBER JENNINGS WARD 2			
(Vote for ) 1			
(WITH 4 OF 4 COUNTED)			
TERRY WILSON . . . . .	403	90.97	
HAROLD D. CUSHSHON . . . . .	38	8.58	
INVALID WRITE-IN . . . . .	2	.45	
COUNCIL MEMBER JENNINGS WARD 3			
(Vote for ) 1			
(WITH 4 OF 4 COUNTED)			
JULIA ROBERTS . . . . .	193	71.75	
TED SIMPSON . . . . .	73	27.14	
INVALID WRITE-IN . . . . .	3	1.12	
COUNCIL MEMBER JENNINGS WARD 4			
(Vote for ) 1			
(WITH 5 OF 5 COUNTED)			
CAROL EPPS . . . . .	169	58.28	
SHONTE BYRD . . . . .	119	41.03	
INVALID WRITE-IN . . . . .	2	.69	
ALDERPERSON-AT-LARGE KINLOCH			
(Vote for ) 2			
(WITH 1 OF 1 COUNTED)			
DEIDRE M. PICKENS . . . . .	4	16.00	
HELEN R. JONES-FRYER . . . . .	7	28.00	
EVELYN CARTER . . . . .	13	52.00	
INVALID WRITE-IN . . . . .	1	4.00	
KIRKWOOD - PROPOSITION 1			
**SALES TAX - CAPITAL IMPROVEMENTS**			
(Vote for ) 1			
(WITH 15 OF 15 COUNTED)			
YES . . . . .	7,689	77.34	
NO. . . . .	2,253	22.66	
MAYOR LADUE			
(Vote for ) 1			
(WITH 9 OF 9 COUNTED)			
NANCY F. SPEWAK . . . . .	1,285	97.35	
INVALID WRITE-IN . . . . .	35	2.65	

COUNCIL MEMBER LADUE WARD 1		
(Vote for ) 1		
(WITH 3 OF 3 COUNTED)		
JOHN M. HOWELL, JR. . . . .	437	98.20
INVALID WRITE-IN . . . . .	8	1.80
COUNCIL MEMBER LADUE WARD 2		
(Vote for ) 1		
(WITH 3 OF 3 COUNTED)		
JOHN R. FOX. . . . .	365	98.12
INVALID WRITE-IN . . . . .	7	1.88
COUNCIL MEMBER LADUE WARD 3		
(Vote for ) 1		
(WITH 3 OF 3 COUNTED)		
BILL BRENNAN, JR. . . . .	375	98.68
INVALID WRITE-IN . . . . .	5	1.32
ALDERPERSON LAKESHIRE WARD 1		
(Vote for ) 1		
(WITH 1 OF 1 COUNTED)		
MIKE TWELLMAN. . . . .	108	97.30
INVALID WRITE-IN . . . . .	3	2.70
ALDERPERSON LAKESHIRE WARD 2		
(Vote for ) 1		
(WITH 1 OF 1 COUNTED)		
SHAWN COWAN . . . . .	51	96.23
INVALID WRITE-IN . . . . .	2	3.77
ALDERPERSON LAKESHIRE WARD 3		
(Vote for ) 1		
(WITH 1 OF 1 COUNTED)		
ROSALIND R. STEEL. . . . .	19	82.61
INVALID WRITE-IN . . . . .	4	17.39
TRUSTEE MACKENZIE		
(Vote for ) 3		
(WITH 1 OF 1 COUNTED)		
PATRICIA ARRENDELL . . . . .	15	31.91
PATRICIA BERRY. . . . .	17	36.17
CAROL ZANDER . . . . .	15	31.91
INVALID WRITE-IN . . . . .	0	
ALDERPERSON MANCHESTER WARD 1		
(Vote for ) 1		
(WITH 7 OF 7 COUNTED)		
PAUL C. HAMILL. . . . .	473	64.53
NORMAN E. GIERER . . . . .	254	34.65
INVALID WRITE-IN . . . . .	6	.82
ALDERPERSON MANCHESTER WARD 2		
(Vote for ) 1		
(WITH 6 OF 6 COUNTED)		
MIKE CLEMENT . . . . .	896	79.36
BRIAN ELLIOTT. . . . .	231	20.46
INVALID WRITE-IN . . . . .	2	.18
ALDERPERSON MANCHESTER WARD 3		
(Vote for ) 1		
(WITH 5 OF 5 COUNTED)		
RICHARD BAUMANN . . . . .	686	75.72
WILLIAM H. (BILL) PINKSTON. . . . .	210	23.18
INVALID WRITE-IN . . . . .	10	1.10
MAYOR MAPLEWOOD		
(Vote for ) 1		
(WITH 6 OF 6 COUNTED)		
BARRY JAY GREENBERG . . . . .	772	56.76
PATRICK J. JUGO . . . . .	574	42.21
INVALID WRITE-IN . . . . .	14	1.03
COUNCIL MEMBER MAPLEWOOD WARD 1		
(Vote for ) 1		
(WITH 2 OF 2 COUNTED)		
STEVEN MOSELEY . . . . .	318	94.93
INVALID WRITE-IN . . . . .	17	5.07
COUNCIL MEMBER MAPLEWOOD WARD 2		
(Vote for ) 1		
(WITH 3 OF 3 COUNTED)		
RAY L. CRADER . . . . .	349	94.84
INVALID WRITE-IN . . . . .	19	5.16
COUNCIL MEMBER MAPLEWOOD WARD 3		
(Vote for ) 1		
(WITH 1 OF 1 COUNTED)		
SHAWN FAULKINGHAM . . . . .	455	92.29
INVALID WRITE-IN . . . . .	38	7.71
TRUSTEE MARLBOROUGH		
(Vote for ) 3		
(WITH 1 OF 1 COUNTED)		
ROY (SKIP) BORNMUELLER. . . . .	158	33.26
KEARY HARRISON . . . . .	156	32.84
JOE WENDLING . . . . .	153	32.21
INVALID WRITE-IN . . . . .	8	1.68

COUNCIL MEMBER MARYLAND HEIGHTS WARD 1

(Vote for ) 1		
(WITH 9 OF 9 COUNTED)		
DAVID GRANT . . . . .	243	50.21
WILLIE (JAMES) SURGEON. . . . .	178	36.78
VINCENT (VINCE) VIA. . . . .	53	10.95
INVALID WRITE-IN . . . . .	10	2.07
COUNCIL MEMBER MARYLAND HEIGHTS WARD 2		
(Vote for ) 1		
(WITH 10 OF 10 COUNTED)		
EDWIN L. DIRCK, JR. . . . .	534	96.91
INVALID WRITE-IN . . . . .	17	3.09
COUNCIL MEMBER MARYLAND HEIGHTS WARD 3		
(Vote for ) 1		
(WITH 6 OF 6 COUNTED)		
NANCY E. MEDVICK . . . . .	559	54.17
STEVEN KENNETH OSTERLOH, SR. . . . .	74	7.17
DALE EDWARD NICHOLS . . . . .	211	20.45
ALEX DASKAL . . . . .	179	17.34
INVALID WRITE-IN . . . . .	9	.87
COUNCIL MEMBER MARYLAND HEIGHTS WARD 4		
(Vote for ) 1		
(WITH 5 OF 5 COUNTED)		
NORMAN (NORM) A. RHEA . . . . .	935	98.11
INVALID WRITE-IN . . . . .	18	1.89
ALDERPERSON MOLINE ACRES WARD 1		
(Vote for ) 1		
(WITH 2 OF 2 COUNTED)		
DONNA DILLINGHAM. . . . .	107	99.07
INVALID WRITE-IN . . . . .	1	.93
ALDERPERSON MOLINE ACRES WARD 2		
(Vote for ) 1		
(WITH 2 OF 2 COUNTED)		
DARLENE BELL . . . . .	92	98.92
INVALID WRITE-IN . . . . .	1	1.08
MOLINE ACRES - PROPOSITION A		
**SALES TAX - GENERAL REVENUE**		
(Vote for ) 1		
(WITH 4 OF 4 COUNTED)		
YES . . . . .	145	63.32
NO. . . . .	84	36.68
MOLINE ACRES - PROPOSITION B		
**SALES TAX - PARKS & COMMUNITY CENTER**		
(Vote for ) 1		
(WITH 4 OF 4 COUNTED)		
YES . . . . .	151	66.23
NO. . . . .	77	33.77
MAYOR NORMANDY		
(Vote for ) 1		
(WITH 5 OF 5 COUNTED)		
THRESANN (TERRY) GANNON . . . . .	208	32.65
PATRICK B. GREEN . . . . .	427	67.03
INVALID WRITE-IN . . . . .	2	.31
COUNCIL MEMBER NORMANDY WARD 1		
(Vote for ) 1		
(WITH 1 OF 1 COUNTED)		
LELIA MARTIN . . . . .	128	94.12
INVALID WRITE-IN . . . . .	8	5.88
COUNCIL MEMBER NORMANDY WARD 2		
(Vote for ) 1		
(WITH 2 OF 2 COUNTED)		
DELIRITA E. FUTRELL . . . . .	125	99.21
INVALID WRITE-IN . . . . .	1	.79
COUNCIL MEMBER NORMANDY WARD 3		
(Vote for ) 1		
(WITH 1 OF 1 COUNTED)		
MARK BECKMANN. . . . .	98	38.43
RICK NELSON . . . . .	157	61.57
INVALID WRITE-IN . . . . .	0	
COUNCIL MEMBER NORMANDY WARD 4		
(Vote for ) 1		
(WITH 1 OF 1 COUNTED)		
KIMBERLY KNOX. . . . .	62	91.18
INVALID WRITE-IN . . . . .	6	8.82
MAYOR NORTHWOODS		
(Vote for ) 1		
(WITH 4 OF 4 COUNTED)		
EVERETT R. THOMAS. . . . .	465	54.01
MARVALDA JONES . . . . .	392	45.53
INVALID WRITE-IN . . . . .	4	.46
COLLECTOR NORTHWOODS		
(Vote for ) 1		
(WITH 4 OF 4 COUNTED)		
LENO HOLMES . . . . .	752	99.08
INVALID WRITE-IN . . . . .	7	.92
ALDERPERSON NORTHWOODS WARD 1		

(Vote for ) 1		
(WITH 1 OF 1 COUNTED)		
MAGGIE M. STRONG . . . . .	162	51.92
PATRICIA A. DAVIS. . . . .	84	26.92
KAREN BURNLEY. . . . .	66	21.15
INVALID WRITE-IN . . . . .	0	
ALDERPERSON NORTHWOODS WARD 2		
(Vote for ) 1		
(WITH 1 OF 1 COUNTED)		
KRISTINA L. HAZLEY . . . . .	85	34.69
ERROL S. BUSH . . . . .	159	64.90
INVALID WRITE-IN . . . . .	1	.41
ALDERPERSON NORTHWOODS WARD 3		
(Vote for ) 1		
(WITH 1 OF 1 COUNTED)		
DAVID L. TOLLIVER. . . . .	167	96.53
INVALID WRITE-IN . . . . .	6	3.47
ALDERPERSON NORTHWOODS WARD 4		
(Vote for ) 1		
(WITH 1 OF 1 COUNTED)		
F. BAIN. . . . .	109	97.32
INVALID WRITE-IN . . . . .	3	2.68
TRUSTEE NORWOOD COURT		
(Vote for ) 3		
(WITH 1 OF 1 COUNTED)		
GENE A. SMITH . . . . .	36	33.03
ANNA HOLLINS . . . . .	35	32.11
MICHAEL McGARITY . . . . .	33	30.28
INVALID WRITE-IN . . . . .	5	4.59
MAYOR OAKLAND		
(Vote for ) 1		
(WITH 2 OF 2 COUNTED)		
KEAT WILKINS . . . . .	219	46.01
PAUL MARTI. . . . .	255	53.57
INVALID WRITE-IN . . . . .	2	.42
ALDERPERSON OAKLAND WARD 1		
(Vote for ) 1		
(WITH 1 OF 1 COUNTED)		
KARL J. HEINZ . . . . .	96	29.45
TOM STEUBY. . . . .	230	70.55
INVALID WRITE-IN . . . . .	0	
ALDERPERSON OAKLAND WARD 2		
(Vote for ) 1		
(WITH 1 OF 1 COUNTED)		
MICHAEL M. GODSY . . . . .	113	98.26
INVALID WRITE-IN . . . . .	2	1.74
COUNCIL MEMBER OLIVETTE		
(Vote for ) 2		
(WITH 4 OF 4 COUNTED)		
MAXINE WEIL . . . . .	1,023	52.81
J. GREGORY (GREG) CARL. . . . .	877	45.28
INVALID WRITE-IN . . . . .	37	1.91
COUNCIL MEMBER OVERLAND WARD 1		
(Vote for ) 1		
(WITH 3 OF 3 COUNTED)		
MARTY A. LITTLE . . . . .	222	56.63
TOM ENNIS . . . . .	169	43.11
INVALID WRITE-IN . . . . .	1	.26
COUNCIL MEMBER OVERLAND WARD 2		
(Vote for ) 1		
(WITH 3 OF 3 COUNTED)		
VERNON JAY FETSCH. . . . .	471	93.82
INVALID WRITE-IN . . . . .	31	6.18
COUNCIL MEMBER OVERLAND WARD 3		
(Vote for ) 1		
(WITH 3 OF 3 COUNTED)		
CURTIS LEE MOORE (99) HERICH (1) W/I VOTES OF 117	100.00	
COUNCIL MEMBER OVERLAND WARD 4		
(Vote for ) 1		
(WITH 4 OF 4 COUNTED)		
NATALIE E. GERKE . . . . .	421	96.12
INVALID WRITE-IN . . . . .	17	3.88
OVERLAND - PROPOSITION O		
**TAX LEVY - RETIREMENT POLICE DEPT.**		
(Vote for ) 1		
(WITH 13 OF 13 COUNTED)		
YES . . . . .	792	43.47
NO. . . . .	1,030	56.53
ALDERMAN PACIFIC WARD 1		
(Vote for ) 1		
(WITH 1 OF 1 COUNTED)		
GREGG RAHN. . . . .	2	100.00
INVALID WRITE-IN . . . . .	0	
ALDERPERSON PAGEDALE WARD 1		
(Vote for ) 1		

(WITH 1 OF 1 COUNTED)		
JEREMIAH MILLETT. . . . .	86	94.51
INVALID WRITE-IN . . . . .	5	5.49
ALDERPERSON PAGEDALE WARD 2		
(Vote for ) 1		
(WITH 2 OF 2 COUNTED)		
MINNIE RHYMES. . . . .	89	92.71
INVALID WRITE-IN . . . . .	7	7.29
ALDERPERSON PAGEDALE WARD 3		
(Vote for ) 1		
(WITH 1 OF 1 COUNTED)		
DEBORAH J. VINCENT . . . . .	86	48.31
BERNICE NOLAN. . . . .	91	51.12
INVALID WRITE-IN . . . . .	1	.56
MAYOR PASADENA HILLS		
(Vote for ) 1		
(WITH 2 OF 2 COUNTED)		
KEVIN M. QUINLISK. . . . .	282	94.95
INVALID WRITE-IN . . . . .	15	5.05
ALDERPERSON PASADENA HILLS WARD 1		
(Vote for ) 1		
(WITH 1 OF 1 COUNTED)		
CYNTHIA PENDER McCARTHY. . . . .	124	99.20
INVALID WRITE-IN . . . . .	1	.80
ALDERPERSON PASADENA HILLS WARD 2		
(Vote for ) 1		
(WITH 1 OF 1 COUNTED)		
GENO SALVATI . . . . .	140	77.78
PATRICIA (PAT) GADDESS. . . . .	39	21.67
INVALID WRITE-IN . . . . .	1	.56
TRUSTEE PASADENA PARK		
(Vote for ) 3		
(WITH 1 OF 1 COUNTED)		
ALICE CANAVAN. . . . .	46	21.49
CAROLYN D. YOUNG . . . . .	78	36.45
SHIRLEY A. FITZPATRICK . . . . .	54	25.33
JACKIE KAM-BLACKARD. . . . .	35	16.36
INVALID WRITE-IN. . . . .	1	.47
MAYOR PINE LAWN		
(Vote for ) 1		
(WITH 4 OF 4 COUNTED)		
TERRY EPPS. . . . .	312	63.67
DARRYL JONES . . . . .	21	4.29
GERALD L. METTS . . . . .	53	10.82
ELWYN M. WALLS. . . . .	104	21.22
INVALID WRITE-IN . . . . .	0	
ALDERPERSON PINE LAWN WARD 1		
(Vote for ) 1		
(WITH 1 OF 1 COUNTED)		
CARLA WALKER . . . . .	33	28.21
OLIMES UNDERWOOD. . . . .	64	54.70
DEBRA GOMEZ . . . . .	19	16.24
INVALID WRITE-IN . . . . .	1	.85
ALDERPERSON PINE LAWN WARD 2		
(Vote for ) 1		
(WITH 1 OF 1 COUNTED)		
ROSALYN HALK . . . . .	43	49.43
JOAN HARRIS . . . . .	42	48.28
INVALID WRITE-IN . . . . .	2	2.30
ALDERPERSON PINE LAWN WARD 3		
(Vote for ) 1		
(WITH 1 OF 1 COUNTED)		
ADRIAN WRIGHT. . . . .	77	62.60
RONALD PIERSON . . . . .	46	37.40
INVALID WRITE-IN . . . . .	0	
ALDERPERSON PINE LAWN WARD 4		
(Vote for ) 1		
(WITH 1 OF 1 COUNTED)		
NAKISHA SMITH. . . . .	77	60.16
CHELENA PYE . . . . .	51	39.84
INVALID WRITE-IN . . . . .	0	
TRUSTEE RIVERVIEW		
(Vote for ) 3		
(WITH 1 OF 1 COUNTED)		
STEVE PARO. . . . .	151	35.45
BRUCE STOCKER. . . . .	130	30.52
HOWARD PIERCE. . . . .	134	31.46
THEO (TED) BROWN, SR. (1) W/I VOTE OF . . . . .	11	2.58
ALDERPERSON ROCK HILL WARD 1		
(Vote for ) 1		
(WITH 2 OF 2 COUNTED)		
EDWARD J. (ED) JOHNSON . . . . .	176	98.32
INVALID WRITE-IN . . . . .	3	1.68
ALDERPERSON ROCK HILL WARD 2		
(Vote for ) 1		
(WITH 1 OF 1 COUNTED)		

SABRINA WESTFALL-LUMPKINS. . . . .	147	98.00
INVALID WRITE-IN . . . . .	3	2.00
ALDERPERSON ROCK HILL WARD 3		
(Vote for ) 1		
(WITH 2 OF 2 COUNTED)		
MARY K. WOFFORD . . . . .	211	96.35
INVALID WRITE-IN . . . . .	8	3.65
ALDERPERSON SHREWSBURY WARD 1		
(Vote for ) 1		
(WITH 3 OF 3 COUNTED)		
ELMER KAUFFMANN . . . . .	254	93.73
INVALID WRITE-IN . . . . .	17	6.27
ALDERPERSON SHREWSBURY WARD 2		
(Vote for ) 1		
(WITH 3 OF 3 COUNTED)		
RICK STEINGRUBY . . . . .	305	95.91
INVALID WRITE-IN . . . . .	13	4.09
ALDERPERSON SHREWSBURY WARD 3		
(Vote for ) 1		
(WITH 2 OF 2 COUNTED)		
MIKE TRAVAGLINI . . . . .	313	95.43
INVALID WRITE-IN . . . . .	15	4.57
MARSHAL-COLLECTOR ST. ANN		
(Vote for ) 1		
(WITH 14 OF 14 COUNTED)		
AARON JIMENEZ. . . . .	1,857	96.97
INVALID WRITE-IN . . . . .	58	3.03
ALDERPERSON ST. ANN WARD 1		
(Vote for ) 1		
(WITH 3 OF 3 COUNTED)		
STEVE TRIPLETT . . . . .	308	96.55
INVALID WRITE-IN . . . . .	11	3.45
ALDERPERSON ST. ANN WARD 2		
(Vote for ) 1		
(WITH 4 OF 4 COUNTED)		
AMY POELKER . . . . .	429	96.62
INVALID WRITE-IN . . . . .	15	3.38
ALDERPERSON ST. ANN WARD 3		
(Vote for ) 1		
(WITH 4 OF 4 COUNTED)		
RICK CRABTREE. . . . .	643	95.40
INVALID WRITE-IN . . . . .	31	4.60
ALDERPERSON ST. ANN WARD 4		
(Vote for ) 1		
(WITH 3 OF 3 COUNTED)		
DANIEL MURPHY. . . . .	347	95.86
INVALID WRITE-IN . . . . .	15	4.14
ST. ANN - PROPOSITION L		
**TAX LEVY - GENERAL REVENUE**		
(Vote for ) 1		
(WITH 14 OF 14 COUNTED)		
YES . . . . .	1,270	60.62
NO. . . . .	825	39.38
COUNCIL MEMBER ST. JOHN WARD 1		
(Vote for ) 1		
(WITH 3 OF 3 COUNTED)		
MARK ROBERT STIEF. . . . .	124	50.41
DAVID M. WIEDA. . . . .	119	48.37
INVALID WRITE-IN . . . . .	3	1.22
COUNCIL MEMBER ST. JOHN WARD 2		
(Vote for ) 1		
(WITH 2 OF 2 COUNTED)		
CURT PIERCE . . . . .	192	95.52
INVALID WRITE-IN . . . . .	9	4.48
ALDERMAN SUNSET HILLS WARD 1		
(Vote for ) 1		
(WITH 4 OF 4 COUNTED)		
DEE BAEBLER . . . . .	313	92.88
INVALID WRITE-IN . . . . .	24	7.12
ALDERMAN SUNSET HILLS WARD 2		
(Vote for ) 1		
(WITH 3 OF 3 COUNTED)		
STEVE BERSCHE. . . . .	455	97.43
INVALID WRITE-IN . . . . .	12	2.57
ALDERMAN SUNSET HILLS WARD 3		
(Vote for ) 1		
(WITH 4 OF 4 COUNTED)		
NATHAN LIPE . . . . .	354	55.84
LORI SCARLETT. . . . .	280	44.16
INVALID WRITE-IN . . . . .	0	
ALDERMAN SUNSET HILLS WARD 4		
(Vote for ) 1		
(WITH 3 OF 3 COUNTED)		
MARK COLOMBO . . . . .	513	99.42

INVALID WRITE-IN . . . . .	3	.58
MAYOR TOWN AND COUNTRY		
(Vote for ) 1		
(WITH 14 OF 14 COUNTED)		
JON DALTON . . . . .	1,718	95.02
INVALID WRITE-IN . . . . .	90	4.98
ALDERMAN TOWN AND COUNTRY WARD 1		
(Vote for ) 1		
(WITH 6 OF 6 COUNTED)		
LYNN WRIGHT . . . . .	393	55.35
MICHAEL COZAD . . . . .	317	44.65
INVALID WRITE-IN . . . . .	0	
ALDERMAN TOWN AND COUNTRY WARD 2		
(Vote for ) 1		
(WITH 3 OF 3 COUNTED)		
TIFFANY FRAUTSCHI . . . . .	389	97.25
INVALID WRITE-IN . . . . .	11	2.75
ALDERMAN TOWN AND COUNTRY WARD 3		
(Vote for ) 1		
(WITH 3 OF 3 COUNTED)		
FRED MEYLAND-SMITH . . . . .	434	71.62
LINDA ROBSON . . . . .	169	27.89
INVALID WRITE-IN . . . . .	3	.50
ALDERMAN TOWN AND COUNTRY WARD 4		
(Vote for ) 1		
(WITH 2 OF 2 COUNTED)		
JON BENIGAS . . . . .	239	96.37
INVALID WRITE-IN . . . . .	9	3.63
MAYOR TWIN OAKS		
(Vote for ) 1		
(WITH 1 OF 1 COUNTED)		
RUSSELL L. FORTUNE . . . . .	89	92.71
INVALID WRITE-IN . . . . .	7	7.29
ALDERMEN-AT-LARGE TWIN OAKS		
(Vote for ) 2		
(WITH 1 OF 1 COUNTED)		
DENNIS L. WHITMORE . . . . .	67	45.27
LISA EISENHAUER . . . . .	77	52.03
INVALID WRITE-IN . . . . .	4	2.70
TRUSTEE UPLANDS PARK		
(Vote for ) 2		
(WITH 1 OF 1 COUNTED)		
BIRDIE MCKEE . . . . .	26	16.46
HENRY IWENOFU . . . . .	28	17.72
CARMEN McCLENDON-ROBERTS . . . . .	39	24.68
ONVA BURKE . . . . .	32	20.25
KENNETH WILLIAMS . . . . .	32	20.25
INVALID WRITE-IN . . . . .	1	.63
ALDERPERSON VALLEY PARK WARD 1		
(Vote for ) 1		
(WITH 5 OF 5 COUNTED)		
LLOYD FORD . . . . .	107	49.08
STEPHANIE REYNOLDS . . . . .	111	50.92
INVALID WRITE-IN . . . . .	0	
ALDERPERSON VALLEY PARK WARD 2		
(Vote for ) 1		
(WITH 2 OF 2 COUNTED)		
LAURIE HENDERSON . . . . .	107	50.71
THOMAS BOLTE . . . . .	100	47.39
INVALID WRITE-IN . . . . .	4	1.90
ALDERPERSON VALLEY PARK WARD 3		
(Vote for ) 1		
(WITH 3 OF 3 COUNTED)		
EDDIE WALKER . . . . .	203	53.28
JEFFERY J. WHITTEAKER . . . . .	175	45.93
INVALID WRITE-IN . . . . .	3	.79
ALDERPERSON VALLEY PARK WARD 4		
(Vote for ) 1		
(WITH 2 OF 2 COUNTED)		
DEE O'NEILL . . . . .	186	47.57
STEVE DRAKE . . . . .	204	52.17
INVALID WRITE-IN . . . . .	1	.26
MAYOR VELDA CITY		
(Vote for ) 1		
(WITH 2 OF 2 COUNTED)		
ROBERT L. HENSLEY . . . . .	163	92.09
INVALID WRITE-IN . . . . .	14	7.91
ALDERPERSON VELDA CITY WARD 1		
(Vote for ) 1		
(WITH 1 OF 1 COUNTED)		
YVETTE BATTLE . . . . .	84	97.67
INVALID WRITE-IN . . . . .	2	2.33
ALDERPERSON VELDA CITY WARD 2		
(Vote for ) 1		
(WITH 1 OF 1 COUNTED)		

NO CANDIDATE FILED . . . . .	0	
*SEE OFFICIAL WRITE-IN REPORT. . . . .	10	100.00
ALDERMAN VELDA VILLAGE HILLS WARD 1		
(Vote for ) 1		
(WITH 1 OF 1 COUNTED)		
BERNARD WHITLEY . . . . .	35	35.35
ROY WADE. . . . .	62	62.63
INVALID WRITE-IN . . . . .	2	2.02
ALDERMAN VELDA VILLAGE HILLS WARD 2		
(Vote for ) 1		
(WITH 1 OF 1 COUNTED)		
WILLIE FLOWERS. . . . .	37	40.22
EFFIE MOORE. . . . .	55	59.78
INVALID WRITE-IN . . . . .	0	
ALDERPERSON VINITA PARK WARD 1		
(Vote for ) 1		
(WITH 1 OF 1 COUNTED)		
JANET D. SIMMS. . . . .	49	41.18
BRIAN JOSEPH GREMAUD. . . . .	70	58.82
INVALID WRITE-IN . . . . .	0	
ALDERPERSON VINITA PARK WARD 2		
(Vote for ) 1		
(WITH 4 OF 4 COUNTED)		
WANDA FAIRLEY. . . . .	63	64.29
NANCY J. MEWES. . . . .	35	35.71
INVALID WRITE-IN . . . . .	0	
ALDERPERSON VINITA PARK WARD 3		
(Vote for ) 1		
(WITH 4 OF 4 COUNTED)		
TIMOTHY MCGOVERN . . . . .	3	2.73
KIM WASHINGTON . . . . .	32	29.09
VERONICA CONNER . . . . .	28	25.45
MARCIETA D. REED . . . . .	47	42.73
INVALID WRITE-IN . . . . .	0	
ALDERPERSON WARSON WOODS WARD 1		
(Vote for ) 1		
(WITH 1 OF 1 COUNTED)		
JAMES (JIM) NEWMAN . . . . .	81	95.29
INVALID WRITE-IN . . . . .	4	4.71
ALDERPERSON WARSON WOODS WARD 2		
(Vote for ) 1		
(WITH 1 OF 1 COUNTED)		
GORDON W. GOSH. . . . .	99	100.00
INVALID WRITE-IN . . . . .	0	
ALDERPERSON WARSON WOODS WARD 3		
(Vote for ) 1		
(WITH 1 OF 1 COUNTED)		
CHARLES LUISETTI. . . . .	77	96.25
INVALID WRITE-IN . . . . .	3	3.75
ALDERPERSON WARSON WOODS WARD 4		
(Vote for ) 1		
(WITH 1 OF 1 COUNTED)		
MARK F. WITTICH . . . . .	158	99.37
INVALID WRITE-IN . . . . .	1	.63
WEBSTER GROVES - PROPOSITION R		
**TAX - POLICE & FIREFIGHTERS PENSION**		
(Vote for ) 1		
(WITH 13 OF 13 COUNTED)		
YES . . . . .	3,408	64.53
NO. . . . .	1,873	35.47
COUNCIL MEMBER WELLSTON WARD 1		
(Vote for ) 1		
(WITH 2 OF 2 COUNTED)		
LATOYA SCOTT . . . . .	22	48.89
SHERRY ANN McINTEE (21) W/I VOTES OF . . . . .	23	51.11
COUNCIL MEMBER WELLSTON WARD 3		
(Vote for ) 1		
(WITH 1 OF 1 COUNTED)		
LINDA GARNER . . . . .	20	95.24
INVALID WRITE-IN . . . . .	1	4.76
COUNCIL MEMBER WELLSTON WARD 5		
(Vote for ) 1		
(WITH 1 OF 1 COUNTED)		
GRACIE WHITE . . . . .	25	58.14
FARRAKHAN SHEGOG. . . . .	18	41.86
INVALID WRITE-IN . . . . .	0	
TRUSTEE WESTWOOD		
(Vote for ) 3		
(WITH 2 OF 2 COUNTED)		
ROBYN DEMOTT . . . . .	23	31.94
DOUG SCHUKAR . . . . .	25	34.72
SANDRA M. GANTT . . . . .	22	30.56
INVALID WRITE-IN . . . . .	2	2.78
TRUSTEE WILBUR PARK		
(Vote for ) 3		



(WITH 1 OF 1 COUNTED)		
NEAL VOHSEN . . . . .	70	30.97
JOSEPH E. WILHITE. . . . .	77	34.07
DAN KAESTNER . . . . .	71	31.42
INVALID WRITE-IN . . . . .	8	3.54
COUNCIL MEMBER WILDWOOD WARD 1		
(Vote for ) 1		
(WITH 5 OF 5 COUNTED)		
LARRY W. MCGOWEN . . . . .	700	97.09
INVALID WRITE-IN . . . . .	21	2.91
COUNCIL MEMBER WILDWOOD WARD 2		
(Vote for ) 1		
(WITH 2 OF 2 COUNTED)		
DON BARTONI . . . . .	580	97.15
INVALID WRITE-IN . . . . .	17	2.85
COUNCIL MEMBER WILDWOOD WARD 3		
(Vote for ) 1		
(WITH 4 OF 4 COUNTED)		
SUE CULLINANE. . . . .	314	45.05
TAMMY SHEA. . . . .	379	54.38
INVALID WRITE-IN . . . . .	4	.57
COUNCIL MEMBER WILDWOOD WARD 4		
(Vote for ) 1		
(WITH 4 OF 4 COUNTED)		
KATIE DODWELL. . . . .	362	54.03
JEAN M. VEDVIG. . . . .	306	45.67
INVALID WRITE-IN . . . . .	2	.30
COUNCIL MEMBER WILDWOOD WARD 5		
(Vote for ) 1		
(WITH 3 OF 3 COUNTED)		
DAVID BERTOLINO . . . . .	559	95.56
INVALID WRITE-IN . . . . .	26	4.44
COUNCIL MEMBER WILDWOOD WARD 6		
(Vote for ) 1		
(WITH 6 OF 6 COUNTED)		
GREG ALEXANDER . . . . .	650	98.34
INVALID WRITE-IN . . . . .	11	1.66
COUNCIL MEMBER WILDWOOD WARD 7		
(Vote for ) 1		
(WITH 3 OF 3 COUNTED)		
GREG STINE. . . . .	639	98.16
INVALID WRITE-IN . . . . .	12	1.84
COUNCIL MEMBER WILDWOOD WARD 8		
(Vote for ) 1		
(WITH 4 OF 4 COUNTED)		
JOE GARRITANO. . . . .	632	97.83
INVALID WRITE-IN . . . . .	14	2.17
MAYOR WINCHESTER		
(Vote for ) 1		
(WITH 3 OF 3 COUNTED)		
GAIL M. WINHAM. . . . .	91	97.85
INVALID WRITE-IN . . . . .	2	2.15
ALDERPERSON WINCHESTER WARD 1		
(Vote for ) 1		
(WITH 2 OF 2 COUNTED)		
MARIE BACH. . . . .	51	100.00
INVALID WRITE-IN . . . . .	0	
ALDERPERSON WINCHESTER WARD 2		
(Vote for ) 1		
(WITH 1 OF 1 COUNTED)		
TONY DELUCA . . . . .	55	100.00
INVALID WRITE-IN . . . . .	0	
DIRECTOR BRENTWOOD SCHOOL DISTRICT		
(Vote for ) 3		
(WITH 7 OF 7 COUNTED)		
KEITH RABENBERG . . . . .	846	20.43
DANNIELLE JOY DAVIS . . . . .	405	9.78
DANIEL BROUILLET . . . . .	773	18.67
LINDSAY M. SPENCER . . . . .	938	22.65
CINDY WATSON . . . . .	406	9.80
LOIS TRUMAN. . . . .	738	17.82
INVALID WRITE-IN . . . . .	35	.85
DIRECTOR FERGUSON REORGANIZED R-2 SCHOOL DISTRICT		
(Vote for ) 3		
(WITH 46 OF 46 COUNTED)		
DONNA PAULETTE-THURMAN . . . . .	5,572	27.95
JESSICA PONDER. . . . .	5,201	26.09
RAYCHEL C. PROUDIE . . . . .	1,108	5.56
ROB CHABOT . . . . .	4,420	22.17
ROGER HINES. . . . .	2,081	10.44
DONNA M. DAMERON . . . . .	1,458	7.31
INVALID WRITE-IN . . . . .	98	.49
DIRECTOR HAZELWOOD SCHOOL DISTRICT		
(Vote for ) 3		
(WITH 78 OF 78 COUNTED)		
BRENDA C. YOUNGBLOOD. . . . .	6,979	21.36

MARK J. BEHLMANN . . . . .	6,833	20.91
MARGO McNEIL . . . . .	6,890	21.09
ELIZABETH A. (BETSY) RACHEL . . . . .	5,471	16.75
MARCUS ALLEN . . . . .	4,398	13.46
BENTON CORNELL SMITH. . . . .	1,936	5.93
INVALID WRITE-IN . . . . .	165	.51

DIRECTOR SCHOOL DISTRICT OF JENNINGS

(Vote for ) 3  
(WITH 17 OF 17 COUNTED)

JOHN SCHLERETH. . . . .	554	19.72
TERRY WILSON . . . . .	832	29.61
MIRANDA JONES . . . . .	895	31.85
PHYLLIS R. ANDERSON . . . . .	518	18.43
INVALID WRITE-IN . . . . .	11	.39

DIRECTOR KIRKWOOD SCHOOL DISTRICT R-7

(Vote for ) 3  
(WITH 29 OF 29 COUNTED)

JULIE BACKER . . . . .	8,028	24.38
MICHAEL MANCINI . . . . .	3,628	11.02
ALLEN McCOY. . . . .	1,814	5.51
JENNIFER PANGBORN. . . . .	5,704	17.32
CHAD KAVANAUGH. . . . .	5,954	18.08
MARGARET BOYKO. . . . .	2,755	8.37
GREG ASHLEY. . . . .	3,892	11.82
JEFF BARRY . . . . .	979	2.97
INVALID WRITE-IN . . . . .	176	.53

KIRKWOOD SCHOOL DISTRICT R-7 - PROPOSITION K

\*\*TAX LEVY - DISTRICT SUPPORT\*\*  
(Vote for ) 1  
(WITH 29 OF 29 COUNTED)

YES . . . . .	8,533	57.96
NO. . . . .	6,189	42.04

DIRECTOR SCHOOL DISTRICT OF THE CITY OF LADUE

(Vote for ) 3  
(WITH 29 OF 29 COUNTED)

KISHA LEE . . . . .	1,939	16.94
ANDY BRESLER . . . . .	2,842	24.83
CAROLYN JAEGER. . . . .	2,710	23.67
CHRIS ZOELLNER. . . . .	544	4.75
LOLITA FLINN . . . . .	873	7.63
LESLIE T. TOLLIVER . . . . .	894	7.81
PATRICK COUGHLIN . . . . .	1,603	14.00
INVALID WRITE-IN . . . . .	43	.38

DIRECTOR LINDBERGH SCHOOLS

(Vote for ) 3  
(WITH 43 OF 43 COUNTED)

CATHY CARLOCK LORENZ. . . . .	6,201	20.52
KATHLEEN (KATHY) KIENSTRA . . . . .	4,491	14.86
VICKI LORENZ ENGLUND. . . . .	4,402	14.56
CHRISTY WATZ . . . . .	4,642	15.36
DANIEL SAMPSON. . . . .	1,703	5.63
MATT ALONZO. . . . .	5,329	17.63
JENNIFER BIRD . . . . .	3,375	11.17
INVALID WRITE-IN . . . . .	81	.27

DIRECTOR LINDBERGH SCHOOLS (UNEXPIRED TERM)

(Vote for ) 1  
(WITH 43 OF 43 COUNTED)

MARTHA DUCHILD. . . . .	4,250	40.93
MIKE SHAMIA. . . . .	6,089	58.64
INVALID WRITE-IN . . . . .	45	.43

DIRECTOR MEHLVILLE SCHOOL DISTRICT R-9

(Vote for ) 3  
(WITH 47 OF 47 COUNTED)

EMMA (JEAN) PRETTO . . . . .	8,819	24.53
SAMANTHA STORMER . . . . .	9,566	26.61
PEGGY HASSLER . . . . .	10,481	29.15
MICHELLE POMMER . . . . .	6,874	19.12
INVALID WRITE-IN . . . . .	211	.59

DIRECTOR MERAMEC VALLEY R-III SCHOOL DISTRICT

(Vote for ) 3  
(WITH 4 OF 4 COUNTED)

MATT E. TROWER. . . . .	11	32.35
TIM RICHARDSON. . . . .	8	23.53
SEAN D. BRINKER . . . . .	9	26.47
AUSTIN MYERS . . . . .	6	17.65
INVALID WRITE-IN . . . . .	0	

MERAMEC VALLEY R-III SCHOOL DISTRICT - PROPOSITION K

\*\*BONDS - CAPITAL IMPROV (57.15% NEEDED)\*\*  
(Vote for ) 1  
(WITH 4 OF 4 COUNTED)

YES . . . . .	12	63.16
NO. . . . .	7	36.84

NORMANDY SCHOOL DISTRICT - PROPOSITION N

\*\*BONDS - CAPITAL IMPROV (57.15% NEEDED)\*\*  
(Vote for ) 1  
(WITH 58 OF 58 COUNTED)

YES . . . . .	3,471	68.79
NO. . . . .	1,575	31.21

DIRECTOR PARKWAY SCHOOL DISTRICT

(Vote for ) 3  
(WITH 125 OF 125 COUNTED)

ROBERT L. GORE. . . . .	2,002	3.81
ANNMARIE PUHAN. . . . .	3,523	6.70
CHRIS JACOB. . . . .	4,715	8.97
PETER N. MEISINGER . . . . .	2,316	4.41
DEBORAH A. (DEBBIE) HOPPER. . . . .	7,924	15.08
MATTHEW (MATT) ECKERLE . . . . .	4,557	8.67
KRISTY KLEIN DAVIS . . . . .	6,275	11.94
B. SOPHIA FORD-GLANTON . . . . .	6,025	11.46
ZACH GOLDFORD . . . . .	3,177	6.04
PHILIP A. OEHLERKING. . . . .	4,817	9.16
JEFF TODD . . . . .	7,023	13.36
INVALID WRITE-IN . . . . .	209	.40

PATTONVILLE R-3 SCHOOL DISTRICT - PROPOSITION K  
\*\*BONDS - CAPITAL IMPROV (57.15% NEEDED)\*\*  
(Vote for ) 1  
(WITH 49 OF 49 COUNTED)

YES . . . . .	5,382	80.11
NO. . . . .	1,336	19.89

DIRECTOR RITENOUR SCHOOL DISTRICT  
(Vote for ) 3  
(WITH 42 OF 42 COUNTED)

BRAD THOMAS. . . . .	2,404	26.46
RUTH BELL GRECO . . . . .	2,569	28.27
PENNY DEGARDIN. . . . .	2,510	27.62
ORLANDO LEWIS, JR. . . . .	1,506	16.57
INVALID WRITE-IN . . . . .	98	1.08

DIRECTOR RITENOUR SCHOOL DISTRICT (UNEXPIRED TERM)  
(Vote for ) 2  
(WITH 42 OF 42 COUNTED)

SHIRLEY A. BURTON. . . . .	1,953	31.72
LISA GLOVER-JONES. . . . .	2,036	33.07
TOM DRENNAN. . . . .	2,113	34.32
INVALID WRITE-IN . . . . .	55	.89

DIRECTOR ROCKWOOD R-VI SCHOOL DISTRICT  
(Vote for ) 3  
(WITH 101 OF 101 COUNTED)

LYNNE MIDYETT . . . . .	10,442	25.33
RANDY KIRK MILLER. . . . .	9,189	22.29
LEONARD KEITH KINDER. . . . .	10,507	25.50
TAMARA JO RHOMBERG . . . . .	6,782	16.45
SUDHIRKUMAR R. BRAHMBHATT . . . . .	3,997	9.70
INVALID WRITE-IN. . . . .	301	.73

ROCKWOOD R-VI SCHOOL DISTRICT - PROPOSITION T  
\*\*BONDS - CAPITAL IMPROV (57.15% NEEDED)\*\*  
(Vote for ) 1  
(WITH 101 OF 101 COUNTED)

YES . . . . .	14,015	67.01
NO. . . . .	6,899	32.99

DIRECTOR SCHOOL DISTRICT OF UNIVERSITY CITY  
(Vote for ) 3  
(WITH 21 OF 21 COUNTED)

CHARLOTTE TATUM . . . . .	1,805	18.29
LISA BRENNER . . . . .	2,578	26.12
GEORGE LENARD . . . . .	1,977	20.03
DIARRA K. MORRIS . . . . .	1,004	10.17
CHELSEA ADDISON . . . . .	2,465	24.97
INVALID WRITE-IN . . . . .	42	.43

DIRECTOR VALLEY PARK SCHOOL DISTRICT  
(Vote for ) 3  
(WITH 9 OF 9 COUNTED)

PETER TOBIN COATES . . . . .	639	18.25
JEREMY SCOTT PICKER . . . . .	727	20.76
DAVID FOWLER . . . . .	791	22.59
JEANINE SABATINO . . . . .	800	22.84
MIKE KEEHNAST . . . . .	523	14.93
INVALID WRITE-IN . . . . .	22	.63

VALLEY PARK SCHOOL DISTRICT - PROPOSITION R  
\*\*BONDS - CAPITAL IMPROV (57.15% NEEDED)\*\*  
(Vote for ) 1  
(WITH 9 OF 9 COUNTED)

YES . . . . .	1,177	74.87
NO. . . . .	395	25.13

DIRECTOR WEBSTER GROVES SCHOOL DISTRICT  
(Vote for ) 3  
(WITH 27 OF 27 COUNTED)

AMY CLENDENNEN. . . . .	3,923	24.44
JO BETH DOLL . . . . .	4,088	25.47
THOMAS (TOM) NEWPORT. . . . .	2,936	18.29
DAVID ADDISON . . . . .	3,124	19.46
MICHAEL J. ROSE . . . . .	1,863	11.61
INVALID WRITE-IN . . . . .	116	.72

TRUSTEE ST. LOUIS COMMUNITY COLLEGE #1 (UNEXPIRED TERM)  
(Vote for ) 1  
(WITH 385 OF 385 COUNTED)

MARCUS D. ADAMS . . . . .	4,908	11.16
DEREK R. NOVEL. . . . .	4,774	10.85
MARSHA J. BONDS . . . . .	5,470	12.44

THEO BROWN, SR. . . . .	4,070	9.25
KEVIN M. MARTIN . . . . .	7,909	17.98
CANDACE GARDNER . . . . .	6,461	14.69
MIRANDA AVANT-ELLIOTT . . . . .	4,198	9.54
VERONICA AVERY-MOODY. . . . .	3,288	7.47
O. DANIEL L. GRAY. . . . .	2,456	5.58
INVALID WRITE-IN . . . . .	454	1.03

AFFTON FIRE DISTRICT - PROPOSITION A  
 \*\*TAX LEVY - DISTRICT SUPPORT\*\*

(Vote for ) 1  
 (WITH 27 OF 27 COUNTED)  
 FOR THE PROPOSITION . . . . . 3,766 65.11  
 AGAINST THE PROPOSITION. . . . . 2,018 34.89

FENTON FIRE DISTRICT - PROPOSITION E  
 \*\*TAX LEVY - DISTRICT SUPPORT\*\*

(Vote for ) 1  
 (WITH 20 OF 20 COUNTED)  
 YES . . . . . 3,913 61.10  
 NO. . . . . 2,491 38.90

DIRECTOR MARYLAND HEIGHTS FIRE DISTRICT  
 (Vote for ) 1

(WITH 22 OF 22 COUNTED)  
 BOB NICHOLS . . . . . 1,757 67.21  
 GENE T. WEISS . . . . . 848 32.44  
 INVALID WRITE-IN . . . . . 9 .34

DIRECTOR MEHLVILLE FIRE DISTRICT  
 (Vote for ) 1

(WITH 67 OF 67 COUNTED)  
 AARON HILMER . . . . . 11,194 53.33  
 JANE KOLB . . . . . 9,765 46.52  
 INVALID WRITE-IN . . . . . 33 .16

DIRECTOR MID-COUNTY FIRE DISTRICT  
 (Vote for ) 1

(WITH 22 OF 22 COUNTED)  
 MICHAEL RUSH . . . . . 1,073 77.98  
 LAMANDA GOODRICH. . . . . 296 21.51  
 INVALID WRITE-IN . . . . . 7 .51

METRO-NORTH FIRE DISTRICT - PROPOSITION P  
 \*\*TAX LEVY - DISTRICT SUPPORT\*\*

(Vote for ) 1  
 (WITH 17 OF 17 COUNTED)  
 YES . . . . . 946 69.05  
 NO. . . . . 424 30.95

DIRECTOR NORTHEAST AMBULANCE AND FIRE DISTRICT  
 (Vote for ) 1

(WITH 40 OF 40 COUNTED)  
 DUANE H. MOORE. . . . . 2,857 71.68  
 KRIS BOEVINGLOH . . . . . 1,120 28.10  
 INVALID WRITE-IN . . . . . 9 .23

DIRECTOR PACIFIC FIRE DISTRICT  
 (Vote for ) 1

(WITH 1 OF 1 COUNTED)  
 KEN M. QUENNOZ, SR. . . . . 2 66.67  
 STEPHEN PAUL WOODRUFF . . . . . 1 33.33  
 INVALID WRITE-IN . . . . . 0

DIRECTOR RIVERVIEW FIRE DISTRICT  
 (Vote for ) 1

(WITH 30 OF 30 COUNTED)  
 RICHIE TIBERGHEN . . . . . 1,386 49.20  
 THEO BROWN, SR. . . . . 966 34.29  
 NORVEL PARO . . . . . 452 16.05  
 INVALID WRITE-IN . . . . . 13 .46

DIRECTOR ROBERTSON FIRE DISTRICT  
 (Vote for ) 1

(WITH 9 OF 9 COUNTED)  
 JOAN NOEL . . . . . 394 84.73  
 BEN DEGROAT . . . . . 70 15.05  
 INVALID WRITE-IN . . . . . 1 .22

DIRECTOR SPANISH LAKE FIRE DISTRICT  
 (Vote for ) 1

(WITH 7 OF 7 COUNTED)  
 LOU CUNNINGHAM . . . . . 1,237 82.52  
 KHALIL ABDUL MUMIN . . . . . 261 17.41  
 INVALID WRITE-IN . . . . . 1 .07

DIRECTOR VALLEY PARK FIRE DISTRICT  
 (Vote for ) 1

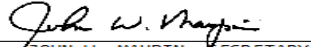
(WITH 16 OF 16 COUNTED)  
 KAREN VALDEZ . . . . . 881 45.06  
 DANIEL WILBURN . . . . . 1,068 54.63  
 INVALID WRITE-IN . . . . . 6 .31


DIRECTOR VALLEY PARK FIRE DISTRICT (UNEXPIRED TERM)  
 (Vote for ) 1

(WITH 16 OF 16 COUNTED)  
 SHERI SCHMITT. . . . . 997 50.87  
 BEN HELTON. . . . . 882 45.00  
 CHARLES KUCHAR . . . . . 74 3.78  
 INVALID WRITE-IN . . . . . 7 .36

WE, THE BOARD OF ELECTION COMMISSIONERS OF ST. LOUIS COUNTY, MISSOURI, ACTING AS THE VERIFICATION BOARD PURSUANT TO SECTION 115.507, RSMo, HEREBY CERTIFY THE FOREGOING TO BE A TRUE AND CORRECT ABSTRACT OF VOTES CAST FOR THE CANDIDATES AND ISSUES AT THE MUNICIPAL GENERAL ELECTION HELD IN ST. LOUIS COUNTY, MISSOURI, ON APRIL 4, 2017. IN TESTIMONY WHEREOF, WE HAVE HEREUNTO SET OUR HAND AT OUR OFFICE IN MAPLEWOOD, ST. LOUIS COUNTY, MISSOURI, ON APRIL 17, 2017.

  
RICHARD H. KELLETT, CHAIRMAN

  
JOHN W. MAUPIN, SECRETARY

  
TRUDI MCCOLLUM FOUSHEE, COMMISSIONER



SUMMARY REPORT  
 RUN DATE:04/04/17  
 RUN TIME:07:16 PM

GENERAL MUNICIPAL ELECTION  
 ST. LOUIS COUNTY, MISSOURI  
 TUESDAY, APRIL 4, 2017

UNOFFICIAL ABSENTEE

	VOTES	PERCENT
PRECINCTS COUNTED (OF 822) . . . . .	0	
REGISTERED VOTERS - TOTAL . . . . .	703,245	
BALLOTS CAST - TOTAL . . . . .	10,037	
VOTER TURNOUT - TOTAL . . . . .		1.43
ST. LOUIS COUNTY - PROPOSITION P		
**SALES TAX - POLICE & PUBLIC SAFETY**		
(Vote for ) 1		
(WITH 0 OF 822 COUNTED)		
YES . . . . .	6,481	65.66
NO. . . . .	3,389	34.34
MAYOR BALLWIN		
(Vote for ) 1		
(WITH 0 OF 30 COUNTED)		
TIM POGUE . . . . .	203	98.54
WRITE-IN. . . . .	3	1.46
ALDERPERSON BALLWIN WARD 1		
(Vote for ) 1		
(WITH 0 OF 6 COUNTED)		
JIMMY TERBROCK . . . . .	41	95.35
WRITE-IN. . . . .	2	4.65
ALDERPERSON BALLWIN WARD 2		
(Vote for ) 1		
(WITH 0 OF 7 COUNTED)		
MARK R. STALLMANN. . . . .	41	100.00
WRITE-IN. . . . .	0	
ALDERPERSON BALLWIN WARD 3		
(Vote for ) 1		
(WITH 0 OF 9 COUNTED)		
JIM LEAHY . . . . .	77	100.00
WRITE-IN. . . . .	0	
ALDERPERSON BALLWIN WARD 4		
(Vote for ) 1		
(WITH 0 OF 8 COUNTED)		
ROSS BULLINGTON . . . . .	20	47.62
BRANT HARBER . . . . .	11	26.19
TERICA DONNELLY . . . . .	11	26.19
WRITE-IN. . . . .	0	
ALDERMEN BEL NOR WARD 1		
(Vote for ) 1		
(WITH 0 OF 1 COUNTED)		
CHARLEE McBRIDE . . . . .	10	100.00
WRITE-IN. . . . .	0	
ALDERMEN BEL NOR WARD 2		
(Vote for ) 1		
(WITH 0 OF 1 COUNTED)		
JAN NELSON . . . . .	13	100.00
WRITE-IN. . . . .	0	
ALDERMEN BEL-RIDGE WARD 1		
(Vote for ) 1		
(WITH 0 OF 1 COUNTED)		
CATHERINE (CATHY) RAGLAND . . . . .	1	33.33
KAREN NELSON . . . . .	2	66.67
WRITE-IN. . . . .	0	
ALDERMEN BEL-RIDGE WARD 2		
(Vote for ) 1		
(WITH 0 OF 1 COUNTED)		
REGINALD BROWN. . . . .	0	
JEROME C. ROBINSON . . . . .	6	100.00
WRITE-IN. . . . .	0	
ALDERMEN BEL-RIDGE WARD 3		
(Vote for ) 1		
(WITH 0 OF 2 COUNTED)		
ROBBIN R. RUSSELL. . . . .	5	71.43

GORDON C. BROCK . . . . .	2	28.57
WRITE-IN. . . . .	0	
ALDERPERSON BELLA VILLA WARD 1		
(Vote for ) 1		
(WITH 0 OF 1 COUNTED)		
JOHN FRANKLIN. . . . .	3	100.00
WRITE-IN. . . . .	0	
ALDERPERSON BELLA VILLA WARD 2		
(Vote for ) 1		
(WITH 0 OF 1 COUNTED)		
CINDY SCHWEGMANN. . . . .	2	100.00
WRITE-IN. . . . .	0	
ALDERPERSON BELLA VILLA WARD 3		
(Vote for ) 1		
(WITH 0 OF 1 COUNTED)		
MARY KAREN SIKORSKI . . . . .	1	100.00
WRITE-IN. . . . .	0	
BELLA VILLA - PROPOSITION A		
**FORGO ANNUAL ELECTIONS**		
(Vote for ) 1		
(WITH 0 OF 3 COUNTED)		
YES . . . . .	4	57.14
NO. . . . .	3	42.86
ALDERMEN BELLERIVE ACRES		
(Vote for ) 2		
(WITH 0 OF 1 COUNTED)		
TOM KIELY . . . . .	4	36.36
NANCY M. HARTMAN . . . . .	3	27.27
CHERYL MILTON ROBERTS . . . . .	4	36.36
WRITE-IN. . . . .	0	
MAYOR BEVERLY HILLS		
(Vote for ) 1		
(WITH 0 OF 2 COUNTED)		
BRIAN K. JACKSON . . . . .	5	83.33
WRITE-IN. . . . .	1	16.67
ALDERPERSON BEVERLY HILLS WARD 1		
(Vote for ) 1		
(WITH 0 OF 1 COUNTED)		
MARY PATTERSON . . . . .	2	66.67
WRITE-IN. . . . .	1	33.33
ALDERPERSON BEVERLY HILLS WARD 2		
(Vote for ) 1		
(WITH 0 OF 1 COUNTED)		
ROBERTA OUSLEY . . . . .	3	100.00
WRITE-IN. . . . .	0	
TREASURER BLACK JACK		
(Vote for ) 1		
(WITH 0 OF 6 COUNTED)		
ANN L. WRIGHT . . . . .	103	98.10
WRITE-IN. . . . .	2	1.90
COUNCIL MEMBER BLACK JACK WARD 1		
(Vote for ) 1		
(WITH 0 OF 1 COUNTED)		
RICK STEIGERWALD. . . . .	15	60.00
VERONICA PATTON . . . . .	10	40.00
WRITE-IN. . . . .	0	
COUNCIL MEMBER BLACK JACK WARD 2		
(Vote for ) 1		
(WITH 0 OF 2 COUNTED)		
CARMEN WATKINS-AUSTELL. . . . .	33	97.06
WRITE-IN. . . . .	1	2.94
COUNCIL MEMBER BLACK JACK WARD 3		
(Vote for ) 1		
(WITH 0 OF 1 COUNTED)		
LEO SIMMONS . . . . .	4	20.00
ABDURAQEEB (AJ) WHITE . . . . .	7	35.00
ARLENE V. McCLENDON . . . . .	9	45.00
WRITE-IN. . . . .	0	

COUNCIL MEMBER BLACK JACK WARD 4		
(Vote for ) 1		
(WITH 0 OF 2 COUNTED)		
RODNEY C. GRADY . . . . .	13	54.17
RONALD POINTER . . . . .	8	33.33
MICHAEL E. STARKS, SR. . . . .	3	12.50
WRITE-IN. . . . .	0	
COUNCIL MEMBER BRECKENRIDGE HILLS WARD 1		
(Vote for ) 1		
(WITH 0 OF 1 COUNTED)		
KEN SIMPSON . . . . .	6	85.71
WRITE-IN. . . . .	1	14.29
COUNCIL MEMBER BRECKENRIDGE HILLS WARD 2		
(Vote for ) 1		
(WITH 0 OF 1 COUNTED)		
DONALD CATLIN, JR. . . . .	5	71.43
CAMERON JOHNSON . . . . .	2	28.57
WRITE-IN. . . . .	0	
COUNCIL MEMBER BRECKENRIDGE HILLS WARD 3		
(Vote for ) 1		
(WITH 0 OF 1 COUNTED)		
GEORGE BEEMAN. . . . .	5	100.00
WRITE-IN. . . . .	0	
COUNCIL MEMBER BRECKENRIDGE HILLS WARD 4		
(Vote for ) 1		
(WITH 0 OF 1 COUNTED)		
SHERYL GLADNEY . . . . .	2	100.00
SHANE PELLERIN . . . . .	0	
WRITE-IN. . . . .	0	
MAYOR BRENTWOOD		
(Vote for ) 1		
(WITH 0 OF 6 COUNTED)		
CHRISTOPHER A. THORNTON. . . . .	32	45.07
BARBARA B. CLEMENTS . . . . .	38	53.52
WRITE-IN. . . . .	1	1.41
MUNICIPAL JUDGE BRENTWOOD		
(Vote for ) 1		
(WITH 0 OF 6 COUNTED)		
PATRICK DIGNAM . . . . .	62	98.41
WRITE-IN. . . . .	1	1.59
ALDERPERSON BRENTWOOD WARD 1		
(Vote for ) 1		
(WITH 0 OF 2 COUNTED)		
DAVID PLUFKA . . . . .	19	95.00
WRITE-IN. . . . .	1	5.00
ALDERPERSON BRENTWOOD WARD 2		
(Vote for ) 1		
(WITH 0 OF 1 COUNTED)		
BRANDON WEGGE. . . . .	17	100.00
WRITE-IN. . . . .	0	
ALDERPERSON BRENTWOOD WARD 3		
(Vote for ) 1		
(WITH 0 OF 2 COUNTED)		
STEVE LOCHMOELLER . . . . .	9	100.00
WRITE-IN. . . . .	0	
ALDERPERSON BRENTWOOD WARD 4		
(Vote for ) 1		
(WITH 0 OF 1 COUNTED)		
THOMAS KRAMER. . . . .	13	100.00
WRITE-IN. . . . .	0	
MUNICIPAL JUDGE BRIDGETON		
(Vote for ) 1		
(WITH 0 OF 20 COUNTED)		
JOSEPH W. LARREW . . . . .	105	100.00
WRITE-IN. . . . .	0	
COUNCIL MEMBER BRIDGETON WARD 1		
(Vote for ) 1		
(WITH 0 OF 6 COUNTED)		
ROBERT R. (BOB) SAETTELE . . . . .	10	100.00



WRITE-IN. . . . .	0	
COUNCIL MEMBER BRIDGETON WARD 2		
(Vote for ) 1		
(WITH 0 OF 4 COUNTED)		
JERRY GRIMMER. . . . .	37	100.00
WRITE-IN. . . . .	0	
COUNCIL MEMBER BRIDGETON WARD 3		
(Vote for ) 1		
(WITH 0 OF 6 COUNTED)		
FERD FETSCH . . . . .	26	100.00
WRITE-IN. . . . .	0	
COUNCIL MEMBER BRIDGETON WARD 4		
(Vote for ) 1		
(WITH 0 OF 4 COUNTED)		
JONI NORRIS . . . . .	36	100.00
WRITE-IN. . . . .	0	
MAYOR CALVERTON PARK		
(Vote for ) 1		
(WITH 0 OF 2 COUNTED)		
JAMES A. PAUNOVICH . . . . .	2	100.00
WRITE-IN. . . . .	0	
ALDERMEN CALVERTON PARK WARD 1		
(Vote for ) 1		
(WITH 0 OF 1 COUNTED)		
TANDRA McWRIGHT . . . . .	2	100.00
WRITE-IN. . . . .	0	
ALDERMEN CALVERTON PARK WARD 2		
(Vote for ) 1		
(WITH 0 OF 1 COUNTED)		
LESLIE FOGARTY. . . . .	0	
WRITE-IN. . . . .	0	
TRUSTEE CHAMP		
(Vote for ) 5		
(WITH 0 OF 1 COUNTED)		
J. SCOTT FOWLER . . . . .	0	
KENNETH A. LAMAAR. . . . .	0	
JAMES J. GERLING . . . . .	0	
CLINTON DAVID HOOKER. . . . .	0	
KATHERINE JEAN HOOKER . . . . .	0	
WRITE-IN. . . . .	0	
MAYOR CHARLACK		
(Vote for ) 1		
(WITH 0 OF 3 COUNTED)		
MARK CHAMBERLAIN. . . . .	4	100.00
WRITE-IN. . . . .	0	
ALDERPERSON CHARLACK WARD 1		
(Vote for ) 1		
(WITH 0 OF 2 COUNTED)		
ROBERT (BOB) TERRY . . . . .	1	100.00
WRITE-IN. . . . .	0	
ALDERPERSON CHARLACK WARD 2		
(Vote for ) 1		
(WITH 0 OF 1 COUNTED)		
NO CANDIDATE FILED . . . . .	0	
WRITE-IN. . . . .	0	
CHARLACK - PROPOSITION A		
**BUSINESS LICENSE FEE**		
(Vote for ) 1		
(WITH 0 OF 3 COUNTED)		
YES . . . . .	3	75.00
NO. . . . .	1	25.00
MAYOR CHESTERFIELD		
(Vote for ) 1		
(WITH 0 OF 33 COUNTED)		
BOB NATION. . . . .	328	64.57
RANDY LOGAN . . . . .	179	35.24
WRITE-IN. . . . .	1	.20
COUNCIL MEMBER CHESTERFIELD WARD 1		

(Vote for ) 1		
(WITH 0 OF 7 COUNTED)		
BARBARA McGUINNESS . . . . .	147	100.00
WRITE-IN. . . . .	0	
COUNCIL MEMBER CHESTERFIELD WARD 2		
(Vote for ) 1		
(WITH 0 OF 7 COUNTED)		
BEN KUMAR KEATHLEY . . . . .	28	28.87
AARON WAHL . . . . .	35	36.08
RYAN C. MIANO . . . . .	11	11.34
CHRISTOPHER C. NATSCH . . . . .	23	23.71
WRITE-IN. . . . .	0	
COUNCIL MEMBER CHESTERFIELD WARD 3		
(Vote for ) 1		
(WITH 0 OF 10 COUNTED)		
DAN HURT . . . . .	101	96.19
WRITE-IN. . . . .	4	3.81
COUNCIL MEMBER CHESTERFIELD WARD 4		
(Vote for ) 1		
(WITH 0 OF 9 COUNTED)		
MATTHEW J. WHITE . . . . .	15	17.05
NATHAN ROACH . . . . .	36	40.91
MICHELLE OHLEY. . . . .	36	40.91
WRITE-IN. . . . .	1	1.14
ALDERPERSON CLARKSON VALLEY WARD 1		
(Vote for ) 1		
(WITH 0 OF 1 COUNTED)		
JAMES F. MEYER. . . . .	8	72.73
BERNARD A. SQUITIERI. . . . .	3	27.27
WRITE-IN. . . . .	0	
ALDERPERSON CLARKSON VALLEY WARD 2		
(Vote for ) 1		
(WITH 0 OF 1 COUNTED)		
HONORA SCHILLER . . . . .	2	100.00
WRITE-IN. . . . .	0	
ALDERPERSON CLARKSON VALLEY WARD 3		
(Vote for ) 1		
(WITH 0 OF 1 COUNTED)		
F. SCOTT SCHULTZ . . . . .	3	75.00
WRITE-IN. . . . .	1	25.00
ALDERPERSON CLAYTON WARD 1		
(Vote for ) 1		
(WITH 0 OF 3 COUNTED)		
RICHARD LINTZ. . . . .	8	100.00
WRITE-IN. . . . .	0	
ALDERPERSON CLAYTON WARD 2		
(Vote for ) 1		
(WITH 0 OF 4 COUNTED)		
MICHELLE HARRIS . . . . .	11	68.75
WRITE-IN. . . . .	5	31.25
ALDERPERSON CLAYTON WARD 3		
(Vote for ) 1		
(WITH 0 OF 4 COUNTED)		
MARK WININGS . . . . .	35	61.40
JUSTIN PERRYMAN . . . . .	22	38.60
WRITE-IN. . . . .	0	
ALDERPERSON COOL VALLEY WARD 1		
(Vote for ) 1		
(WITH 0 OF 1 COUNTED)		
DON JOHNSON . . . . .	8	100.00
WRITE-IN. . . . .	0	
ALDERPERSON COOL VALLEY WARD 2		
(Vote for ) 1		
(WITH 0 OF 1 COUNTED)		
ALVIN ROBINSON . . . . .	2	100.00
WRITE-IN. . . . .	0	
TRUSTEE COUNTRY LIFE ACRES		
(Vote for ) 3		
(WITH 0 OF 1 COUNTED)		

JAMES GIARDINA . . . . .	0	
TIMOTHY D. CLARK . . . . .	0	
SUSAN C. HOLMES . . . . .	0	
WRITE-IN. . . . .	0	
MAYOR CRESTWOOD		
(Vote for ) 1		
(WITH 0 OF 8 COUNTED)		
GREGG ROBY. . . . .	144	91.72
WRITE-IN. . . . .	13	8.28
CRESTWOOD - PROPOSITION C		
**TAX LEVY - GENERAL REVENUE**		
(Vote for ) 1		
(WITH 0 OF 8 COUNTED)		
YES . . . . .	97	51.87
NO. . . . .	90	48.13
COUNCIL MEMBER CREVE COEUR WARD 1		
(Vote for ) 1		
(WITH 0 OF 5 COUNTED)		
ALEXIS TRAVERS. . . . .	29	96.67
WRITE-IN. . . . .	1	3.33
COUNCIL MEMBER CREVE COEUR WARD 2		
(Vote for ) 1		
(WITH 0 OF 6 COUNTED)		
ELLEN LAWRENCE. . . . .	50	100.00
WRITE-IN. . . . .	0	
COUNCIL MEMBER CREVE COEUR WARD 3		
(Vote for ) 1		
(WITH 0 OF 4 COUNTED)		
CHARLOTTE D'ALFONSO . . . . .	21	100.00
WRITE-IN. . . . .	0	
COUNCIL MEMBER CREVE COEUR WARD 4		
(Vote for ) 1		
(WITH 0 OF 4 COUNTED)		
SCOTT SAUNDERS . . . . .	28	93.33
WRITE-IN. . . . .	2	6.67
ALDERPERSON CRYSTAL LAKE PARK WARD 1		
(Vote for ) 1		
(WITH 0 OF 1 COUNTED)		
NANCY BROOKS . . . . .	3	100.00
WRITE-IN. . . . .	0	
ALDERPERSON CRYSTAL LAKE PARK WARD 2		
(Vote for ) 1		
(WITH 0 OF 1 COUNTED)		
DENNIS A. NAHNSEN. . . . .	3	100.00
WRITE-IN. . . . .	0	
MAYOR DELLWOOD		
(Vote for ) 1		
(WITH 0 OF 8 COUNTED)		
REGGIE JONES . . . . .	51	96.23
WRITE-IN. . . . .	2	3.77
ALDERPERSON DELLWOOD WARD 1		
(Vote for ) 1		
(WITH 0 OF 2 COUNTED)		
LAMONT WILLIAMS . . . . .	13	92.86
WRITE-IN. . . . .	1	7.14
ALDERPERSON DELLWOOD WARD 2		
(Vote for ) 1		
(WITH 0 OF 1 COUNTED)		
KENNETH ROBINSON. . . . .	7	100.00
WRITE-IN. . . . .	0	
ALDERPERSON DELLWOOD WARD 3		
(Vote for ) 1		
(WITH 0 OF 2 COUNTED)		
ANJANEE' (ANN) WILKINS. . . . .	9	60.00
TEONA McGHAW-BOURE' . . . . .	6	40.00
WRITE-IN. . . . .	0	
ALDERPERSON DELLWOOD WARD 4		
(Vote for ) 1		

(WITH 0 OF 3 COUNTED)		
SHANON HOLT . . . . .	15	100.00
WRITE-IN. . . . .	0	
DELLWOOD - PROPOSITION E		
**ELIMINATE ELECTED COLLECTOR**		
(Vote for ) 1		
(WITH 0 OF 8 COUNTED)		
YES . . . . .	34	58.62
NO. . . . .	24	41.38
MUNICIPAL JUDGE DES PERES		
(Vote for ) 1		
(WITH 0 OF 7 COUNTED)		
CHUCK BILLINGS . . . . .	72	63.72
MARK R. BAHN . . . . .	40	35.40
WRITE-IN. . . . .	1	.88
ALDERMAN DES PERES WARD 1		
(Vote for ) 1		
(WITH 0 OF 2 COUNTED)		
JANE LANGA. . . . .	25	45.45
BENJAMIN J. SANSONE . . . . .	30	54.55
WRITE-IN. . . . .	0	
ALDERMAN DES PERES WARD 2		
(Vote for ) 1		
(WITH 0 OF 2 COUNTED)		
JIM KLEINSCHMIDT. . . . .	16	69.57
CHRIS JONES . . . . .	7	30.43
WRITE-IN. . . . .	0	
ALDERMAN DES PERES WARD 3		
(Vote for ) 1		
(WITH 0 OF 3 COUNTED)		
SEAN P. CONCAGH . . . . .	30	100.00
WRITE-IN. . . . .	0	
MAYOR EDMUNDSON		
(Vote for ) 1		
(WITH 0 OF 2 COUNTED)		
JOHN GWALTNEY. . . . .	4	100.00
WRITE-IN. . . . .	0	
ALDERPERSON EDMUNDSON WARD 1		
(Vote for ) 1		
(WITH 0 OF 1 COUNTED)		
ADELE M.V. CROWN . . . . .	2	100.00
GEORGE ACOSTA, II . . . . .	0	
WRITE-IN. . . . .	0	
ALDERPERSON EDMUNDSON WARD 2		
(Vote for ) 1		
(WITH 0 OF 1 COUNTED)		
TONY MIKULUS . . . . .	3	100.00
WRITE-IN. . . . .	0	
COUNCIL MEMBER ELLISVILLE DISTRICT 1		
(Vote for ) 1		
(WITH 0 OF 5 COUNTED)		
GARY VOSS . . . . .	51	100.00
WRITE-IN. . . . .	0	
COUNCIL MEMBER ELLISVILLE DISTRICT 2		
(Vote for ) 1		
(WITH 0 OF 4 COUNTED)		
KEN NEWHOUSE . . . . .	17	68.00
MICK CAHILL . . . . .	8	32.00
WRITE-IN. . . . .	0	
COUNCIL MEMBER ELLISVILLE DISTRICT 3		
(Vote for ) 1		
(WITH 0 OF 3 COUNTED)		
MIKE ROEMERMAN . . . . .	4	13.79
CYNTHIA (CINDY) POOL . . . . .	18	62.07
SUZANNE GUNDLACH. . . . .	7	24.14
WRITE-IN. . . . .	0	
MARSHAL EUREKA		
(Vote for ) 1		
(WITH 0 OF 6 COUNTED)		

MICHAEL A. WIEGAND . . . . .	50	100.00
WRITE-IN. . . . .	0	
ALDERPERSON EUREKA WARD 1		
(Vote for ) 1		
(WITH 0 OF 2 COUNTED)		
WES SIR. . . . .	23	100.00
WRITE-IN. . . . .	0	
ALDERPERSON EUREKA WARD 2		
(Vote for ) 1		
(WITH 0 OF 2 COUNTED)		
BRYAN KIEFER . . . . .	6	42.86
CARLEEN MURRAY . . . . .	6	42.86
WRITE-IN. . . . .	2	14.29
ALDERPERSON EUREKA WARD 3		
(Vote for ) 1		
(WITH 0 OF 2 COUNTED)		
SHANNON BRITT. . . . .	10	76.92
STEVE GRZYB . . . . .	3	23.08
WRITE-IN. . . . .	0	
MAYOR FENTON		
(Vote for ) 1		
(WITH 0 OF 6 COUNTED)		
JOE MAURATH . . . . .	35	53.85
JOSH VOYLES . . . . .	30	46.15
WRITE-IN. . . . .	0	
ALDERPERSON FENTON WARD 1		
(Vote for ) 1		
(WITH 0 OF 1 COUNTED)		
ANDREW SOBEY, JR. . . . .	16	80.00
MIKE JONES. . . . .	4	20.00
WRITE-IN. . . . .	0	
ALDERPERSON FENTON WARD 2		
(Vote for ) 1		
(WITH 0 OF 2 COUNTED)		
GARY SIEBERT . . . . .	10	43.48
GREG HEFELE . . . . .	13	56.52
WRITE-IN. . . . .	0	
ALDERPERSON FENTON WARD 3		
(Vote for ) 1		
(WITH 0 OF 2 COUNTED)		
CHRIS CLAUSS . . . . .	3	60.00
DARLYS PRESLAR . . . . .	2	40.00
WRITE-IN. . . . .	0	
ALDERPERSON FENTON WARD 4		
(Vote for ) 1		
(WITH 0 OF 1 COUNTED)		
JAMES MAULLER. . . . .	10	66.67
VERA J. GLICK . . . . .	5	33.33
WRITE-IN. . . . .	0	
MAYOR FERGUSON		
(Vote for ) 1		
(WITH 0 OF 13 COUNTED)		
ELLA JONES. . . . .	108	47.79
JAMES W. KNOWLES, III . . . . .	118	52.21
WRITE-IN. . . . .	0	
FERGUSON - PROPOSITION A		
**CITY CHARTER - POLICE VIDEO SYSTEMS**		
(Vote for ) 1		
(WITH 0 OF 13 COUNTED)		
YES . . . . .	201	85.90
NO. . . . .	33	14.10
MAYOR FLORDELL HILLS		
(Vote for ) 1		
(WITH 0 OF 2 COUNTED)		
JOSEPH R. NOETH . . . . .	7	100.00
WRITE-IN. . . . .	0	
ALDERPERSON FLORDELL HILLS WARD 1		
(Vote for ) 1		
(WITH 0 OF 1 COUNTED)		

DEBBIE ANN DAVIS . . . . .	4	66.67
ARTHUR C. HAMILTON . . . . .	0	
KIMBERLY R. CAMPBELL-DUSSOLD . . . . .	2	33.33
WRITE-IN. . . . .	0	
ALDERPERSON FLORDELL HILLS WARD 2		
(Vote for ) 1		
(WITH 0 OF 1 COUNTED)		
DARREL VAUGHT . . . . .	4	100.00
WRITE-IN. . . . .	0	
COUNCIL MEMBER FLORISSANT WARD 2		
(Vote for ) 1		
(WITH 0 OF 5 COUNTED)		
TIM JONES . . . . .	37	92.50
WRITE-IN. . . . .	3	7.50
COUNCIL MEMBER FLORISSANT WARD 4		
(Vote for ) 1		
(WITH 0 OF 4 COUNTED)		
JEFF CAPUTA . . . . .	43	87.76
WRITE-IN. . . . .	6	12.24
COUNCIL MEMBER FLORISSANT WARD 6		
(Vote for ) 1		
(WITH 0 OF 4 COUNTED)		
GERARD J. HENKE . . . . .	69	93.24
WRITE-IN. . . . .	5	6.76
COUNCIL MEMBER FLORISSANT WARD 8		
(Vote for ) 1		
(WITH 0 OF 4 COUNTED)		
MARK SCHMIDT . . . . .	25	47.17
ROBERT PARSON, JR. . . . .	28	52.83
WRITE-IN. . . . .	0	
MAYOR FRONTENAC		
(Vote for ) 1		
(WITH 0 OF 4 COUNTED)		
KATE HATFIELD. . . . .	38	63.33
MARGOT M. MARTIN . . . . .	22	36.67
WRITE-IN. . . . .	0	
ALDERPERSON FRONTENAC WARD 1		
(Vote for ) 1		
(WITH 0 OF 2 COUNTED)		
MICHAEL MARGRAF . . . . .	5	41.67
(DANIEL F.) DAN KEMPER. . . . .	7	58.33
WRITE-IN. . . . .	0	
ALDERPERSON FRONTENAC WARD 2		
(Vote for ) 1		
(WITH 0 OF 1 COUNTED)		
NALINI S. MAHADEVAN . . . . .	12	100.00
WRITE-IN. . . . .	0	
ALDERPERSON FRONTENAC WARD 3		
(Vote for ) 1		
(WITH 0 OF 1 COUNTED)		
TOM O'BRIEN . . . . .	23	100.00
WRITE-IN. . . . .	0	
TRUSTEE GLEN ECHO PARK		
(Vote for ) 3		
(WITH 0 OF 1 COUNTED)		
WARREN L. PAUL, JR. . . . .	1	33.33
LEROY JACKSON. . . . .	1	33.33
DAN I. WILLIAMS . . . . .	1	33.33
WRITE-IN. . . . .	0	
MAYOR GLENDALE		
(Vote for ) 1		
(WITH 0 OF 6 COUNTED)		
RICHARD J. MAGEE . . . . .	84	98.82
WRITE-IN. . . . .	1	1.18
ALDERPERSON GLENDALE WARD 1		
(Vote for ) 1		
(WITH 0 OF 2 COUNTED)		
PAUL E. ROETTGER . . . . .	30	100.00
WRITE-IN. . . . .	0	

ALDERPERSON GLENDALE WARD 2		
(Vote for )	1	
(WITH 0 OF 2 COUNTED)		
MICHAEL J. BAUGUS.	. . . . .	22 100.00
WRITE-IN.	. . . . .	0
ALDERPERSON GLENDALE WARD 3		
(Vote for )	1	
(WITH 0 OF 2 COUNTED)		
JOHN J. SCHUSTER	. . . . .	25 100.00
WRITE-IN.	. . . . .	0
ALDERPERSON-AT-LARGE GREENDALE		
(Vote for )	2	
(WITH 0 OF 1 COUNTED)		
ALEXANDER (ALEX) HERMAN	. . . . .	9 34.62
DORIS TROJCAK.	. . . . .	14 53.85
AARIN BOOKER	. . . . .	3 11.54
WRITE-IN.	. . . . .	0
MAYOR GREEN PARK		
(Vote for )	1	
(WITH 0 OF 5 COUNTED)		
TONY POUSOSA	. . . . .	18 34.62
BOB REINAGEL	. . . . .	32 61.54
WRITE-IN.	. . . . .	2 3.85
ALDERPERSON GREEN PARK WARD 1		
(Vote for )	1	
(WITH 0 OF 2 COUNTED)		
MICHAEL BROUGHTON	. . . . .	11 91.67
WRITE-IN.	. . . . .	1 8.33
ALDERPERSON GREEN PARK WARD 2		
(Vote for )	1	
(WITH 0 OF 2 COUNTED)		
TIM THUSTON	. . . . .	10 100.00
WRITE-IN.	. . . . .	0
ALDERPERSON GREEN PARK WARD 3		
(Vote for )	1	
(WITH 0 OF 1 COUNTED)		
JOE MONTELEONE	. . . . .	23 95.83
WRITE-IN.	. . . . .	1 4.17
TRUSTEE HANLEY HILLS		
(Vote for )	5	
(WITH 0 OF 1 COUNTED)		
MIA A. SHIELDS.	. . . . .	7 13.21
STANLEY B. TAYLOR.	. . . . .	8 15.09
JULIA A. BOWEN.	. . . . .	8 15.09
DIANA M. WHITE.	. . . . .	11 20.75
LAMANDA GOODRICH.	. . . . .	3 5.66
GREGORY L. ROBINSON	. . . . .	7 13.21
BETTYE A. MITCHELL	. . . . .	7 13.21
WRITE-IN.	. . . . .	2 3.77
TRUSTEE HANLEY HILLS (UNEXPIRED TERM)		
(Vote for )	1	
(WITH 0 OF 1 COUNTED)		
NO CANDIDATE FILED	. . . . .	0
WRITE-IN.	. . . . .	4 100.00
COUNCIL MEMBER HAZELWOOD WARD 2		
(Vote for )	1	
(WITH 0 OF 4 COUNTED)		
BOB AUBUCHON	. . . . .	13 100.00
WRITE-IN.	. . . . .	0
COUNCIL MEMBER HAZELWOOD WARD 4		
(Vote for )	1	
(WITH 0 OF 2 COUNTED)		
BOB PARKIN.	. . . . .	8 100.00
WRITE-IN.	. . . . .	0
COUNCIL MEMBER HAZELWOOD WARD 6		
(Vote for )	1	
(WITH 0 OF 2 COUNTED)		
WARREN (BUTCH) TAYLOR	. . . . .	9 100.00
WRITE-IN.	. . . . .	0

COUNCIL MEMBER HAZELWOOD WARD 8

(Vote for ) 1  
(WITH 0 OF 3 COUNTED)  
MARY G. SINGLETON. . . . . 30 96.77  
WRITE-IN. . . . . 1 3.23

TRUSTEE HILLSDALE

(Vote for ) 2  
(WITH 0 OF 1 COUNTED)  
WILLIE J. THOMAS . . . . . 2 100.00  
BENARD ERVIN . . . . . 0  
WRITE-IN. . . . . 0

HILLSDALE - PROPOSITION B  
\*\*OUT OF STATE TAX - CONTINUATION\*\*

(Vote for ) 1  
(WITH 0 OF 1 COUNTED)  
YES . . . . . 1 33.33  
NO. . . . . 2 66.67

ALDERPERSON HUNTLEIGH WARD 1

(Vote for ) 1  
(WITH 0 OF 1 COUNTED)  
JOHN HUGHES . . . . . 0  
WRITE-IN. . . . . 0

ALDERPERSON HUNTLEIGH WARD 2

(Vote for ) 1  
(WITH 0 OF 2 COUNTED)  
JAGDISH L. HINDUJA . . . . . 3 100.00  
WRITE-IN. . . . . 0

MAYOR JENNINGS (UNEXPIRED TERM)

(Vote for ) 1  
(WITH 0 OF 18 COUNTED)  
YOLANDA AUSTIN . . . . . 117 55.45  
PHYLLIS R. ANDERSON . . . . . 12 5.69  
FRANCINE DUGGER . . . . . 78 36.97  
WRITE-IN. . . . . 4 1.90

COUNCIL MEMBER JENNINGS WARD 1

(Vote for ) 1  
(WITH 0 OF 5 COUNTED)  
ALLEN C. McDONNELL . . . . . 10 23.26  
YOLONDA FOUNTAIN HENDERSON. . . . . 20 46.51  
MIRANDA JONES. . . . . 13 30.23  
WRITE-IN. . . . . 0

COUNCIL MEMBER JENNINGS WARD 2

(Vote for ) 1  
(WITH 0 OF 4 COUNTED)  
TERRY WILSON . . . . . 63 88.73  
HAROLD D. CUSHSHON . . . . . 8 11.27  
WRITE-IN. . . . . 0

COUNCIL MEMBER JENNINGS WARD 3

(Vote for ) 1  
(WITH 0 OF 4 COUNTED)  
JULIA ROBERTS. . . . . 18 66.67  
TED SIMPSON . . . . . 9 33.33  
WRITE-IN. . . . . 0

COUNCIL MEMBER JENNINGS WARD 4

(Vote for ) 1  
(WITH 0 OF 5 COUNTED)  
CAROL EPPS. . . . . 19 61.29  
SHONTE BYRD . . . . . 12 38.71  
WRITE-IN. . . . . 0

ALDERPERSON-AT-LARGE KINLOCH

(Vote for ) 2  
(WITH 0 OF 1 COUNTED)  
DEIDRE M. PICKENS. . . . . 1 50.00  
HELEN R. JONES-FRYER. . . . . 1 50.00  
EVELYN CARTER. . . . . 0  
WRITE-IN. . . . . 0

KIRKWOOD - PROPOSITION 1  
\*\*SALES TAX - CAPITAL IMPROVEMENTS\*\*

(Vote for ) 1



(WITH 0 OF 15 COUNTED)		
YES . . . . .	440	78.43
NO. . . . .	121	21.57
MAYOR LADUE		
(Vote for ) 1		
(WITH 0 OF 9 COUNTED)		
NANCY F. SPEWAK . . . . .	61	100.00
WRITE-IN. . . . .	0	
COUNCIL MEMBER LADUE WARD 1		
(Vote for ) 1		
(WITH 0 OF 3 COUNTED)		
JOHN M. HOWELL, JR. . . . .	13	100.00
WRITE-IN. . . . .	0	
COUNCIL MEMBER LADUE WARD 2		
(Vote for ) 1		
(WITH 0 OF 3 COUNTED)		
JOHN R. FOX. . . . .	18	100.00
WRITE-IN. . . . .	0	
COUNCIL MEMBER LADUE WARD 3		
(Vote for ) 1		
(WITH 0 OF 3 COUNTED)		
BILL BRENNAN, JR. . . . .	25	100.00
WRITE-IN. . . . .	0	
ALDERPERSON LAKESHIRE WARD 1		
(Vote for ) 1		
(WITH 0 OF 1 COUNTED)		
MIKE TWELLMAN. . . . .	2	100.00
WRITE-IN. . . . .	0	
ALDERPERSON LAKESHIRE WARD 2		
(Vote for ) 1		
(WITH 0 OF 1 COUNTED)		
SHAWN COWAN . . . . .	4	100.00
WRITE-IN. . . . .	0	
ALDERPERSON LAKESHIRE WARD 3		
(Vote for ) 1		
(WITH 0 OF 1 COUNTED)		
ROSALIND R. STEEL. . . . .	1	100.00
WRITE-IN. . . . .	0	
TRUSTEE MACKENZIE		
(Vote for ) 3		
(WITH 0 OF 1 COUNTED)		
PATRICIA ARRENDELL . . . . .	1	33.33
PATRICIA BERRY. . . . .	1	33.33
CAROL ZANDER . . . . .	1	33.33
WRITE-IN. . . . .	0	
ALDERPERSON MANCHESTER WARD 1		
(Vote for ) 1		
(WITH 0 OF 7 COUNTED)		
PAUL C. HAMILL. . . . .	22	78.57
NORMAN E. GIERER . . . . .	6	21.43
WRITE-IN. . . . .	0	
ALDERPERSON MANCHESTER WARD 2		
(Vote for ) 1		
(WITH 0 OF 6 COUNTED)		
MIKE CLEMENT . . . . .	36	72.00
BRIAN ELLIOTT. . . . .	14	28.00
WRITE-IN. . . . .	0	
ALDERPERSON MANCHESTER WARD 3		
(Vote for ) 1		
(WITH 0 OF 5 COUNTED)		
RICHARD BAUMANN . . . . .	32	64.00
WILLIAM H. (BILL) PINKSTON. . . . .	17	34.00
WRITE-IN. . . . .	1	2.00
MAYOR MAPLEWOOD		
(Vote for ) 1		
(WITH 0 OF 6 COUNTED)		
BARRY JAY GREENBERG . . . . .	26	44.07
PATRICK J. JUGO . . . . .	30	50.85
WRITE-IN. . . . .	3	5.08

COUNCIL MEMBER MAPLEWOOD WARD 1		
(Vote for ) 1		
(WITH 0 OF 2 COUNTED)		
STEVEN MOSELEY . . . . .	13	100.00
WRITE-IN. . . . .	0	
COUNCIL MEMBER MAPLEWOOD WARD 2		
(Vote for ) 1		
(WITH 0 OF 3 COUNTED)		
RAY L. CRADER . . . . .	16	94.12
WRITE-IN. . . . .	1	5.88
COUNCIL MEMBER MAPLEWOOD WARD 3		
(Vote for ) 1		
(WITH 0 OF 1 COUNTED)		
SHAWN FAULKINGHAM . . . . .	20	86.96
WRITE-IN. . . . .	3	13.04
TRUSTEE MARLBOROUGH		
(Vote for ) 3		
(WITH 0 OF 1 COUNTED)		
ROY (SKIP) BORNMUELLER. . . . .	10	33.33
KEARY HARRISON . . . . .	10	33.33
JOE WENDLING . . . . .	9	30.00
WRITE-IN. . . . .	1	3.33
COUNCIL MEMBER MARYLAND HEIGHTS WARD 1		
(Vote for ) 1		
(WITH 0 OF 9 COUNTED)		
DAVID GRANT . . . . .	10	52.63
WILLIE (JAMES) SURGEON. . . . .	6	31.58
VINCENT (VINCE) VIA. . . . .	2	10.53
WRITE-IN. . . . .	1	5.26
COUNCIL MEMBER MARYLAND HEIGHTS WARD 2		
(Vote for ) 1		
(WITH 0 OF 10 COUNTED)		
EDWIN L. DIRCK, JR. . . . .	28	100.00
WRITE-IN. . . . .	0	
COUNCIL MEMBER MARYLAND HEIGHTS WARD 3		
(Vote for ) 1		
(WITH 0 OF 6 COUNTED)		
NANCY E. MEDVICK . . . . .	25	48.08
STEVEN KENNETH OSTERLOH, SR. . . . .	9	17.31
DALE EDWARD NICHOLS . . . . .	12	23.08
ALEX DASKAL . . . . .	6	11.54
WRITE-IN. . . . .	0	
COUNCIL MEMBER MARYLAND HEIGHTS WARD 4		
(Vote for ) 1		
(WITH 0 OF 5 COUNTED)		
NORMAN (NORM) A. RHEA . . . . .	39	97.50
WRITE-IN. . . . .	1	2.50
ALDERPERSON MOLINE ACRES WARD 1		
(Vote for ) 1		
(WITH 0 OF 2 COUNTED)		
DONNA DILLINGHAM. . . . .	11	91.67
WRITE-IN. . . . .	1	8.33
ALDERPERSON MOLINE ACRES WARD 2		
(Vote for ) 1		
(WITH 0 OF 2 COUNTED)		
DARLENE BELL . . . . .	11	100.00
WRITE-IN. . . . .	0	
MOLINE ACRES - PROPOSITION A		
**SALES TAX - GENERAL REVENUE**		
(Vote for ) 1		
(WITH 0 OF 4 COUNTED)		
YES . . . . .	17	58.62
NO. . . . .	12	41.38
MOLINE ACRES - PROPOSITION B		
**SALES TAX - PARKS & COMMUNITY CENTER**		
(Vote for ) 1		
(WITH 0 OF 4 COUNTED)		
YES . . . . .	17	60.71
NO. . . . .	11	39.29

MAYOR NORMANDY		
(Vote for ) 1		
(WITH 0 OF 5 COUNTED)		
THRESANN (TERRY) GANNON . . . . .	16	39.02
PATRICK B. GREEN . . . . .	25	60.98
WRITE-IN. . . . .	0	
COUNCIL MEMBER NORMANDY WARD 1		
(Vote for ) 1		
(WITH 0 OF 1 COUNTED)		
LELIA MARTIN . . . . .	3	75.00
WRITE-IN. . . . .	1	25.00
COUNCIL MEMBER NORMANDY WARD 2		
(Vote for ) 1		
(WITH 0 OF 2 COUNTED)		
DELRITA E. FUTRELL . . . . .	7	100.00
WRITE-IN. . . . .	0	
COUNCIL MEMBER NORMANDY WARD 3		
(Vote for ) 1		
(WITH 0 OF 1 COUNTED)		
MARK BECKMANN. . . . .	9	56.25
RICK NELSON . . . . .	7	43.75
WRITE-IN. . . . .	0	
COUNCIL MEMBER NORMANDY WARD 4		
(Vote for ) 1		
(WITH 0 OF 1 COUNTED)		
KIMBERLY KNOX. . . . .	9	90.00
WRITE-IN. . . . .	1	10.00
MAYOR NORTHWOODS		
(Vote for ) 1		
(WITH 0 OF 4 COUNTED)		
EVERETT R. THOMAS. . . . .	62	52.99
MARVALDA JONES . . . . .	55	47.01
WRITE-IN. . . . .	0	
COLLECTOR NORTHWOODS		
(Vote for ) 1		
(WITH 0 OF 4 COUNTED)		
LENO HOLMES . . . . .	107	99.07
WRITE-IN. . . . .	1	.93
ALDERPERSON NORTHWOODS WARD 1		
(Vote for ) 1		
(WITH 0 OF 1 COUNTED)		
MAGGIE M. STRONG . . . . .	24	55.81
PATRICIA A. DAVIS. . . . .	13	30.23
KAREN BURNLEY. . . . .	6	13.95
WRITE-IN. . . . .	0	
ALDERPERSON NORTHWOODS WARD 2		
(Vote for ) 1		
(WITH 0 OF 1 COUNTED)		
KRISTINA L. HAZLEY . . . . .	9	32.14
ERROL S. BUSH . . . . .	18	64.29
WRITE-IN. . . . .	1	3.57
ALDERPERSON NORTHWOODS WARD 3		
(Vote for ) 1		
(WITH 0 OF 1 COUNTED)		
DAVID L. TOLLIVER. . . . .	21	91.30
WRITE-IN. . . . .	2	8.70
ALDERPERSON NORTHWOODS WARD 4		
(Vote for ) 1		
(WITH 0 OF 1 COUNTED)		
F. BAIN. . . . .	20	95.24
WRITE-IN. . . . .	1	4.76
TRUSTEE NORWOOD COURT		
(Vote for ) 3		
(WITH 0 OF 1 COUNTED)		
GENE A. SMITH . . . . .	4	40.00
ANNA HOLLINS . . . . .	3	30.00
MICHAEL McGARITY . . . . .	3	30.00
WRITE-IN. . . . .	0	

MAYOR OAKLAND		
(Vote for )	1	
(WITH 0 OF 2	COUNTED)	
KEAT WILKINS . . . . .	7	33.33
PAUL MARTI. . . . .	14	66.67
WRITE-IN. . . . .	0	
ALDERPERSON OAKLAND WARD 1		
(Vote for )	1	
(WITH 0 OF 1	COUNTED)	
KARL J. HEINZ . . . . .	2	22.22
TOM STEUBY. . . . .	7	77.78
WRITE-IN. . . . .	0	
ALDERPERSON OAKLAND WARD 2		
(Vote for )	1	
(WITH 0 OF 1	COUNTED)	
MICHAEL M. GODSY . . . . .	8	100.00
WRITE-IN. . . . .	0	
COUNCIL MEMBER OLIVETTE		
(Vote for )	2	
(WITH 0 OF 4	COUNTED)	
MAXINE WEIL . . . . .	69	54.33
J. GREGORY (GREG) CARL. . . . .	55	43.31
WRITE-IN. . . . .	3	2.36
COUNCIL MEMBER OVERLAND WARD 1		
(Vote for )	1	
(WITH 0 OF 3	COUNTED)	
MARTY A. LITTLE . . . . .	4	36.36
TOM ENNIS . . . . .	7	63.64
WRITE-IN. . . . .	0	
COUNCIL MEMBER OVERLAND WARD 2		
(Vote for )	1	
(WITH 0 OF 3	COUNTED)	
VERNON JAY FETSCH. . . . .	19	100.00
WRITE-IN. . . . .	0	
COUNCIL MEMBER OVERLAND WARD 3		
(Vote for )	1	
(WITH 0 OF 3	COUNTED)	
WRITE-IN. . . . .	5	100.00
COUNCIL MEMBER OVERLAND WARD 4		
(Vote for )	1	
(WITH 0 OF 4	COUNTED)	
NATALIE E. GERKE . . . . .	25	96.15
WRITE-IN. . . . .	1	3.85
OVERLAND - PROPOSITION O		
**TAX LEVY - RETIREMENT POLICE DEPT.**		
(Vote for )	1	
(WITH 0 OF 13	COUNTED)	
YES . . . . .	35	37.63
NO. . . . .	58	62.37
ALDERMAN PACIFIC WARD 1		
(Vote for )	1	
(WITH 0 OF 1	COUNTED)	
GREGG RAHN. . . . .	0	
WRITE-IN. . . . .	0	
ALDERPERSON PAGEDALE WARD 1		
(Vote for )	1	
(WITH 0 OF 1	COUNTED)	
JEREMIAH MILLETT. . . . .	6	100.00
WRITE-IN. . . . .	0	
ALDERPERSON PAGEDALE WARD 2		
(Vote for )	1	
(WITH 0 OF 2	COUNTED)	
MINNIE RHYMES. . . . .	12	85.71
WRITE-IN. . . . .	2	14.29
ALDERPERSON PAGEDALE WARD 3		
(Vote for )	1	
(WITH 0 OF 1	COUNTED)	
DEBORAH J. VINCENT . . . . .	10	76.92
BERNICE NOLAN. . . . .	3	23.08

WRITE-IN. . . . .	0	
MAYOR PASADENA HILLS		
(Vote for ) 1		
(WITH 0 OF 2 COUNTED)		
KEVIN M. QUINLISK. . . . .	14	66.67
WRITE-IN. . . . .	7	33.33
ALDERPERSON PASADENA HILLS WARD 1		
(Vote for ) 1		
(WITH 0 OF 1 COUNTED)		
CYNTHIA PENDER McCARTHY. . . . .	8	100.00
WRITE-IN. . . . .	0	
ALDERPERSON PASADENA HILLS WARD 2		
(Vote for ) 1		
(WITH 0 OF 1 COUNTED)		
GENO SALVATI . . . . .	11	68.75
PATRICIA (PAT) GADDESS. . . . .	5	31.25
WRITE-IN. . . . .	0	
TRUSTEE PASADENA PARK		
(Vote for ) 3		
(WITH 0 OF 1 COUNTED)		
ALICE CANAVAN. . . . .	2	28.57
CAROLYN D. YOUNG . . . . .	3	42.86
SHIRLEY A. FITZPATRICK . . . . .	1	14.29
JACKIE KAM-BLACKARD. . . . .	1	14.29
WRITE-IN. . . . .	0	
MAYOR PINE LAWN		
(Vote for ) 1		
(WITH 0 OF 4 COUNTED)		
TERRY EPPS. . . . .	47	79.66
DARRYL JONES . . . . .	1	1.69
GERALD L. METTS . . . . .	7	11.86
ELWYN M. WALLS. . . . .	4	6.78
WRITE-IN. . . . .	0	
ALDERPERSON PINE LAWN WARD 1		
(Vote for ) 1		
(WITH 0 OF 1 COUNTED)		
CARLA WALKER . . . . .	8	88.89
OLIMES UNDERWOOD. . . . .	0	
DEBRA GOMEZ . . . . .	1	11.11
WRITE-IN. . . . .	0	
ALDERPERSON PINE LAWN WARD 2		
(Vote for ) 1		
(WITH 0 OF 1 COUNTED)		
ROSALYN HALK . . . . .	1	20.00
JOAN HARRIS . . . . .	4	80.00
WRITE-IN. . . . .	0	
ALDERPERSON PINE LAWN WARD 3		
(Vote for ) 1		
(WITH 0 OF 1 COUNTED)		
ADRIAN WRIGHT. . . . .	8	50.00
RONALD PIERSON . . . . .	8	50.00
WRITE-IN. . . . .	0	
ALDERPERSON PINE LAWN WARD 4		
(Vote for ) 1		
(WITH 0 OF 1 COUNTED)		
NAKISHA SMITH. . . . .	20	83.33
CHELENA PYE . . . . .	4	16.67
WRITE-IN. . . . .	0	
TRUSTEE RIVERVIEW		
(Vote for ) 3		
(WITH 0 OF 1 COUNTED)		
STEVE PARO. . . . .	11	40.74
BRUCE STOCKER. . . . .	5	18.52
HOWARD PIERCE. . . . .	9	33.33
WRITE-IN. . . . .	2	7.41
ALDERPERSON ROCK HILL WARD 1		
(Vote for ) 1		
(WITH 0 OF 2 COUNTED)		
EDWARD J. (ED) JOHNSON . . . . .	12	100.00
WRITE-IN. . . . .	0	

ALDERPERSON ROCK HILL WARD 2		
(Vote for ) 1		
(WITH 0 OF 1 COUNTED)		
SABRINA WESTFALL-LUMPKINS. . . . .	18	100.00
WRITE-IN. . . . .	0	
ALDERPERSON ROCK HILL WARD 3		
(Vote for ) 1		
(WITH 0 OF 2 COUNTED)		
MARY K. WOFFORD . . . . .	15	100.00
WRITE-IN. . . . .	0	
ALDERPERSON SHREWSBURY WARD 1		
(Vote for ) 1		
(WITH 0 OF 3 COUNTED)		
ELMER KAUFFMANN . . . . .	14	100.00
WRITE-IN. . . . .	0	
ALDERPERSON SHREWSBURY WARD 2		
(Vote for ) 1		
(WITH 0 OF 3 COUNTED)		
RICK STEINGRUBY . . . . .	39	97.50
WRITE-IN. . . . .	1	2.50
ALDERPERSON SHREWSBURY WARD 3		
(Vote for ) 1		
(WITH 0 OF 2 COUNTED)		
MIKE TRAVAGLINI . . . . .	46	97.87
WRITE-IN. . . . .	1	2.13
MARSHAL-COLLECTOR ST. ANN		
(Vote for ) 1		
(WITH 0 OF 14 COUNTED)		
AARON JIMENEZ. . . . .	79	100.00
WRITE-IN. . . . .	0	
ALDERPERSON ST. ANN WARD 1		
(Vote for ) 1		
(WITH 0 OF 3 COUNTED)		
STEVE TRIPLETT . . . . .	15	100.00
WRITE-IN. . . . .	0	
ALDERPERSON ST. ANN WARD 2		
(Vote for ) 1		
(WITH 0 OF 4 COUNTED)		
AMY POELKER . . . . .	23	100.00
WRITE-IN. . . . .	0	
ALDERPERSON ST. ANN WARD 3		
(Vote for ) 1		
(WITH 0 OF 4 COUNTED)		
RICK CRABTREE. . . . .	25	100.00
WRITE-IN. . . . .	0	
ALDERPERSON ST. ANN WARD 4		
(Vote for ) 1		
(WITH 0 OF 3 COUNTED)		
DANIEL MURPHY. . . . .	13	100.00
WRITE-IN. . . . .	0	
ST. ANN - PROPOSITION L		
**TAX LEVY - GENERAL REVENUE**		
(Vote for ) 1		
(WITH 0 OF 14 COUNTED)		
YES . . . . .	28	35.00
NO. . . . .	52	65.00
COUNCIL MEMBER ST. JOHN WARD 1		
(Vote for ) 1		
(WITH 0 OF 3 COUNTED)		
MARK ROBERT STIEF. . . . .	5	21.74
DAVID M. WIEDA. . . . .	18	78.26
WRITE-IN. . . . .	0	
COUNCIL MEMBER ST. JOHN WARD 2		
(Vote for ) 1		
(WITH 0 OF 2 COUNTED)		
CURT PIERCE . . . . .	16	100.00
WRITE-IN. . . . .	0	

ALDERMAN SUNSET HILLS WARD 1		
(Vote for ) 1		
(WITH 0 OF 4 COUNTED)		
DEE BAEBLER . . . . .	16	100.00
WRITE-IN. . . . .	0	
ALDERMAN SUNSET HILLS WARD 2		
(Vote for ) 1		
(WITH 0 OF 3 COUNTED)		
STEVE BERSCHE. . . . .	22	91.67
WRITE-IN. . . . .	2	8.33
ALDERMAN SUNSET HILLS WARD 3		
(Vote for ) 1		
(WITH 0 OF 4 COUNTED)		
NATHAN LIPE . . . . .	14	53.85
LORI SCARLETT. . . . .	12	46.15
WRITE-IN. . . . .	0	
ALDERMAN SUNSET HILLS WARD 4		
(Vote for ) 1		
(WITH 0 OF 3 COUNTED)		
MARK COLOMBO . . . . .	38	100.00
WRITE-IN. . . . .	0	
MAYOR TOWN AND COUNTRY		
(Vote for ) 1		
(WITH 0 OF 14 COUNTED)		
JON DALTON. . . . .	104	91.23
WRITE-IN. . . . .	10	8.77
ALDERMAN TOWN AND COUNTRY WARD 1		
(Vote for ) 1		
(WITH 0 OF 6 COUNTED)		
LYNN WRIGHT . . . . .	22	64.71
MICHAEL COZAD. . . . .	12	35.29
WRITE-IN. . . . .	0	
ALDERMAN TOWN AND COUNTRY WARD 2		
(Vote for ) 1		
(WITH 0 OF 3 COUNTED)		
TIFFANY FRAUTSCHI . . . . .	11	100.00
WRITE-IN. . . . .	0	
ALDERMAN TOWN AND COUNTRY WARD 3		
(Vote for ) 1		
(WITH 0 OF 3 COUNTED)		
FRED MEYLAND-SMITH . . . . .	21	51.22
LINDA ROBSON . . . . .	20	48.78
WRITE-IN. . . . .	0	
ALDERMAN TOWN AND COUNTRY WARD 4		
(Vote for ) 1		
(WITH 0 OF 2 COUNTED)		
JON BENIGAS . . . . .	30	90.91
WRITE-IN. . . . .	3	9.09
MAYOR TWIN OAKS		
(Vote for ) 1		
(WITH 0 OF 1 COUNTED)		
RUSSELL L. FORTUNE . . . . .	3	100.00
WRITE-IN. . . . .	0	
ALDERMEN-AT-LARGE TWIN OAKS		
(Vote for ) 2		
(WITH 0 OF 1 COUNTED)		
DENNIS L. WHITMORE . . . . .	4	80.00
LISA EISENHAUER . . . . .	1	20.00
WRITE-IN. . . . .	0	
TRUSTEE UPLANDS PARK		
(Vote for ) 2		
(WITH 0 OF 1 COUNTED)		
BIRDIE McKEE . . . . .	3	25.00
HENRY IWENOFU. . . . .	2	16.67
CARMEN McCLENDON-ROBERTS . . . . .	3	25.00
ONVA BURKE. . . . .	2	16.67
KENNETH WILLIAMS. . . . .	2	16.67
WRITE-IN. . . . .	0	
ALDERPERSON VALLEY PARK WARD 1		

(Vote for ) 1		
(WITH 0 OF 5 COUNTED)		
LLOYD FORD. . . . .	6	35.29
STEPHANIE REYNOLDS . . . . .	11	64.71
WRITE-IN. . . . .	0	
ALDERPERSON VALLEY PARK WARD 2		
(Vote for ) 1		
(WITH 0 OF 2 COUNTED)		
LAURIE HENDERSON. . . . .	6	50.00
THOMAS BOLTE . . . . .	5	41.67
WRITE-IN. . . . .	1	8.33
ALDERPERSON VALLEY PARK WARD 3		
(Vote for ) 1		
(WITH 0 OF 3 COUNTED)		
EDDIE WALKER . . . . .	5	41.67
JEFFERY J. WHITTEAKER . . . . .	7	58.33
WRITE-IN. . . . .	0	
ALDERPERSON VALLEY PARK WARD 4		
(Vote for ) 1		
(WITH 0 OF 2 COUNTED)		
DEE O'NEILL . . . . .	7	70.00
STEVE DRAKE . . . . .	3	30.00
WRITE-IN. . . . .	0	
MAYOR VELDA CITY		
(Vote for ) 1		
(WITH 0 OF 2 COUNTED)		
ROBERT L. HENSLEY. . . . .	9	81.82
WRITE-IN. . . . .	2	18.18
ALDERPERSON VELDA CITY WARD 1		
(Vote for ) 1		
(WITH 0 OF 1 COUNTED)		
YVETTE BATTLE. . . . .	6	75.00
WRITE-IN. . . . .	2	25.00
ALDERPERSON VELDA CITY WARD 2		
(Vote for ) 1		
(WITH 0 OF 1 COUNTED)		
NO CANDIDATE FILED . . . . .	0	
WRITE-IN. . . . .	1	100.00
ALDERMAN VELDA VILLAGE HILLS WARD 1		
(Vote for ) 1		
(WITH 0 OF 1 COUNTED)		
BERNARD WHITLEY . . . . .	8	61.54
ROY WADE. . . . .	5	38.46
WRITE-IN. . . . .	0	
ALDERMAN VELDA VILLAGE HILLS WARD 2		
(Vote for ) 1		
(WITH 0 OF 1 COUNTED)		
WILLIE FLOWERS. . . . .	3	30.00
EFFIE MOORE. . . . .	7	70.00
WRITE-IN. . . . .	0	
ALDERPERSON VINITA PARK WARD 1		
(Vote for ) 1		
(WITH 0 OF 1 COUNTED)		
JANET D. SIMMS. . . . .	2	66.67
BRIAN JOSEPH GREMAUD. . . . .	1	33.33
WRITE-IN. . . . .	0	
ALDERPERSON VINITA PARK WARD 2		
(Vote for ) 1		
(WITH 0 OF 4 COUNTED)		
WANDA FAIRLEY. . . . .	6	85.71
NANCY J. MEWES. . . . .	1	14.29
WRITE-IN. . . . .	0	
ALDERPERSON VINITA PARK WARD 3		
(Vote for ) 1		
(WITH 0 OF 4 COUNTED)		
TIMOTHY McGOVERN . . . . .	1	9.09
KIM WASHINGTON . . . . .	1	9.09
VERONICA CONNER . . . . .	3	27.27
MARCIETA D. REED . . . . .	6	54.55
WRITE-IN. . . . .	0	



ALDERPERSON WARSON WOODS WARD 1		
(Vote for ) 1		
(WITH 0 OF 1 COUNTED)		
JAMES (JIM) NEWMAN . . . . .	4	80.00
WRITE-IN. . . . .	1	20.00
ALDERPERSON WARSON WOODS WARD 2		
(Vote for ) 1		
(WITH 0 OF 1 COUNTED)		
GORDON W. GOSH. . . . .	3	100.00
WRITE-IN. . . . .	0	
ALDERPERSON WARSON WOODS WARD 3		
(Vote for ) 1		
(WITH 0 OF 1 COUNTED)		
CHARLES LUISETTI. . . . .	1	100.00
WRITE-IN. . . . .	0	
ALDERPERSON WARSON WOODS WARD 4		
(Vote for ) 1		
(WITH 0 OF 1 COUNTED)		
MARK F. WITTICH . . . . .	7	100.00
WRITE-IN. . . . .	0	
WEBSTER GROVES - PROPOSITION R		
**TAX - POLICE & FIREFIGHTERS PENSION**		
(Vote for ) 1		
(WITH 0 OF 13 COUNTED)		
YES . . . . .	182	59.67
NO. . . . .	123	40.33
COUNCIL MEMBER WELLSTON WARD 1		
(Vote for ) 1		
(WITH 0 OF 2 COUNTED)		
LATOYA SCOTT . . . . .	1	25.00
WRITE-IN. . . . .	3	75.00
COUNCIL MEMBER WELLSTON WARD 3		
(Vote for ) 1		
(WITH 0 OF 1 COUNTED)		
LINDA GARNER . . . . .	3	100.00
WRITE-IN. . . . .	0	
COUNCIL MEMBER WELLSTON WARD 5		
(Vote for ) 1		
(WITH 0 OF 1 COUNTED)		
GRACIE WHITE . . . . .	2	50.00
FARRAKHAN SHEGOG. . . . .	2	50.00
WRITE-IN. . . . .	0	
TRUSTEE WESTWOOD		
(Vote for ) 3		
(WITH 0 OF 2 COUNTED)		
ROBYN DEMOTT . . . . .	1	33.33
DOUG SCHUKAR . . . . .	1	33.33
SANDRA M. GANTT . . . . .	1	33.33
WRITE-IN. . . . .	0	
TRUSTEE WILBUR PARK		
(Vote for ) 3		
(WITH 0 OF 1 COUNTED)		
NEAL VOHSEN . . . . .	1	16.67
JOSEPH E. WILHITE. . . . .	3	50.00
DAN KAESTNER . . . . .	2	33.33
WRITE-IN. . . . .	0	
COUNCIL MEMBER WILDWOOD WARD 1		
(Vote for ) 1		
(WITH 0 OF 5 COUNTED)		
LARRY W. McGOWEN . . . . .	27	100.00
WRITE-IN. . . . .	0	
COUNCIL MEMBER WILDWOOD WARD 2		
(Vote for ) 1		
(WITH 0 OF 2 COUNTED)		
DON BARTONI . . . . .	17	100.00
WRITE-IN. . . . .	0	
COUNCIL MEMBER WILDWOOD WARD 3		
(Vote for ) 1		

(WITH 0 OF 4 COUNTED)		
SUE CULLINANE. . . . .	19	70.37
TAMMY SHEA. . . . .	7	25.93
WRITE-IN. . . . .	1	3.70
COUNCIL MEMBER WILDWOOD WARD 4		
(Vote for ) 1		
(WITH 0 OF 4 COUNTED)		
KATIE DODWELL. . . . .	9	81.82
JEAN M. VEDVIG. . . . .	2	18.18
WRITE-IN. . . . .	0	
COUNCIL MEMBER WILDWOOD WARD 5		
(Vote for ) 1		
(WITH 0 OF 3 COUNTED)		
DAVID BERTOLINO . . . . .	13	92.86
WRITE-IN. . . . .	1	7.14
COUNCIL MEMBER WILDWOOD WARD 6		
(Vote for ) 1		
(WITH 0 OF 6 COUNTED)		
GREG ALEXANDER . . . . .	14	100.00
WRITE-IN. . . . .	0	
COUNCIL MEMBER WILDWOOD WARD 7		
(Vote for ) 1		
(WITH 0 OF 3 COUNTED)		
GREG STINE. . . . .	17	100.00
WRITE-IN. . . . .	0	
COUNCIL MEMBER WILDWOOD WARD 8		
(Vote for ) 1		
(WITH 0 OF 4 COUNTED)		
JOE GARRITANO. . . . .	16	94.12
WRITE-IN. . . . .	1	5.88
MAYOR WINCHESTER		
(Vote for ) 1		
(WITH 0 OF 3 COUNTED)		
GAIL M. WINHAM. . . . .	11	91.67
WRITE-IN. . . . .	1	8.33
ALDERPERSON WINCHESTER WARD 1		
(Vote for ) 1		
(WITH 0 OF 2 COUNTED)		
MARIE BACH. . . . .	0	
WRITE-IN. . . . .	0	
ALDERPERSON WINCHESTER WARD 2		
(Vote for ) 1		
(WITH 0 OF 1 COUNTED)		
TONY DELUCA . . . . .	12	100.00
WRITE-IN. . . . .	0	
DIRECTOR BRENTWOOD SCHOOL DISTRICT		
(Vote for ) 3		
(WITH 0 OF 7 COUNTED)		
KEITH RABENBERG . . . . .	33	19.64
DANNIELLE JOY DAVIS . . . . .	22	13.10
DANIEL BROUILLET . . . . .	31	18.45
LINDSAY M. SPENCER . . . . .	28	16.67
CINDY WATSON . . . . .	23	13.69
LOIS TRUMAN. . . . .	31	18.45
WRITE-IN. . . . .	0	
DIRECTOR FERGUSON REORGANIZED R-2 SCHOOL DISTRICT		
(Vote for ) 3		
(WITH 0 OF 46 COUNTED)		
DONNA PAULETTE-THURMAN . . . . .	318	26.43
JESSICA PONDER. . . . .	263	21.86
RAYCHEL C. PROUDIE . . . . .	108	8.98
ROB CHABOT . . . . .	201	16.71
ROGER HINES. . . . .	167	13.88
DONNA M. DAMERON . . . . .	144	11.97
WRITE-IN. . . . .	2	.17
DIRECTOR HAZELWOOD SCHOOL DISTRICT		
(Vote for ) 3		
(WITH 0 OF 78 COUNTED)		
BRENDA C. YOUNGBLOOD. . . . .	630	26.04
MARK J. BEHLMANN . . . . .	528	21.83

MARGO McNEIL . . . . .	429	17.73
ELIZABETH A. (BETSY) RACHEL . . . . .	346	14.30
MARCUS ALLEN . . . . .	307	12.69
BENTON CORNELL SMITH. . . . .	171	7.07
WRITE-IN. . . . .	8	.33

DIRECTOR SCHOOL DISTRICT OF JENNINGS

(Vote for ) 3  
(WITH 0 OF 17 COUNTED)

JOHN SCHLERETH. . . . .	66	19.53
TERRY WILSON . . . . .	101	29.88
MIRANDA JONES . . . . .	95	28.11
PHYLLIS R. ANDERSON . . . . .	74	21.89
WRITE-IN. . . . .	2	.59

DIRECTOR KIRKWOOD SCHOOL DISTRICT R-7

(Vote for ) 3  
(WITH 0 OF 29 COUNTED)

JULIE BACKER . . . . .	442	25.06
MICHAEL MANCINI . . . . .	161	9.13
ALLEN McCOY. . . . .	107	6.07
JENNIFER PANGBORN. . . . .	298	16.89
CHAD KAVANAUGH. . . . .	325	18.42
MARGARET BOYKO. . . . .	154	8.73
GREG ASHLEY. . . . .	205	11.62
JEFF BARRY . . . . .	67	3.80
WRITE-IN. . . . .	5	.28

KIRKWOOD SCHOOL DISTRICT R-7 - PROPOSITION K  
\*\*TAX LEVY - DISTRICT SUPPORT\*\*

(Vote for ) 1  
(WITH 0 OF 29 COUNTED)

YES . . . . .	454	55.77
NO. . . . .	360	44.23

DIRECTOR SCHOOL DISTRICT OF THE CITY OF LADUE

(Vote for ) 3  
(WITH 0 OF 29 COUNTED)

KISHA LEE . . . . .	97	16.33
ANDY BRESLER . . . . .	135	22.73
CAROLYN JAEGER. . . . .	117	19.70
CHRIS ZOELLNER. . . . .	49	8.25
LOLITA FLINN . . . . .	55	9.26
LESLIE T. TOLLIVER . . . . .	67	11.28
PATRICK COUGHLIN . . . . .	73	12.29
WRITE-IN. . . . .	1	.17

DIRECTOR LINDBERGH SCHOOLS

(Vote for ) 3  
(WITH 0 OF 43 COUNTED)

CATHY CARLOCK LORENZ. . . . .	236	15.79
KATHLEEN (KATHY) KIENSTRA . . . . .	265	17.73
VICKI LORENZ ENGLUND. . . . .	250	16.72
CHRISTY WATZ . . . . .	187	12.51
DANIEL SAMPSON. . . . .	145	9.70
MATT ALONZO. . . . .	195	13.04
JENNIFER BIRD . . . . .	211	14.11
WRITE-IN. . . . .	6	.40

DIRECTOR LINDBERGH SCHOOLS (UNEXPIRED TERM)

(Vote for ) 1  
(WITH 0 OF 43 COUNTED)

MARTHA DUCHILD. . . . .	249	46.63
MIKE SHAMIA. . . . .	280	52.43
WRITE-IN. . . . .	5	.94

DIRECTOR MEHLVILLE SCHOOL DISTRICT R-9

(Vote for ) 3  
(WITH 0 OF 47 COUNTED)

EMMA (JEAN) PRETTO . . . . .	481	23.36
SAMANTHA STORMER . . . . .	524	25.45
PEGGY HASSLER . . . . .	605	29.38
MICHELLE POMMER . . . . .	435	21.13
WRITE-IN. . . . .	14	.68

DIRECTOR MERAMEC VALLEY R-III SCHOOL DISTRICT

(Vote for ) 3  
(WITH 0 OF 4 COUNTED)

MATT E. TROWER. . . . .	2	33.33
TIM RICHARDSON. . . . .	1	16.67
SEAN D. BRINKER . . . . .	2	33.33

AUSTIN MYERS . . . . . 1 16.67  
 WRITE-IN. . . . . 0

MERAMEC VALLEY R-III SCHOOL DISTRICT - PROPOSITION K

\*\*BONDS - CAPITAL IMPROV (57.15% NEEDED)\*\*  
 (Vote for ) 1  
 (WITH 0 OF 4 COUNTED)  
 YES . . . . . 2 66.67  
 NO. . . . . 1 33.33

NORMANDY SCHOOL DISTRICT - PROPOSITION N

\*\*BONDS - CAPITAL IMPROV (57.15% NEEDED)\*\*  
 (Vote for ) 1  
 (WITH 0 OF 58 COUNTED)  
 YES . . . . . 289 62.28  
 NO. . . . . 175 37.72

DIRECTOR PARKWAY SCHOOL DISTRICT

(Vote for ) 3  
 (WITH 0 OF 125 COUNTED)  
 ROBERT L. GORE. . . . . 179 6.50  
 ANNMARIE PUHAN. . . . . 268 9.73  
 CHRIS JACOB. . . . . 302 10.97  
 PETER N. MEISINGER . . . . . 168 6.10  
 DEBORAH A. (DEBBIE) HOPPER. . . . . 483 17.54  
 MATTHEW (MATT) ECKERLE . . . . . 209 7.59  
 KRISTY KLEIN DAVIS . . . . . 322 11.69  
 B. SOPHIA FORD-GLANTON . . . . . 212 7.70  
 ZACH GOLDFORD . . . . . 167 6.06  
 PHILIP A. OEHLERKING. . . . . 132 4.79  
 JEFF TODD . . . . . 307 11.15  
 WRITE-IN. . . . . 5 .18

PATTONVILLE R-3 SCHOOL DISTRICT - PROPOSITION K

\*\*BONDS - CAPITAL IMPROV (57.15% NEEDED)\*\*  
 (Vote for ) 1  
 (WITH 0 OF 49 COUNTED)  
 YES . . . . . 295 74.49  
 NO. . . . . 101 25.51

DIRECTOR RITENOUR SCHOOL DISTRICT

(Vote for ) 3  
 (WITH 0 OF 42 COUNTED)  
 BRAD THOMAS. . . . . 127 25.76  
 RUTH BELL GRECO . . . . . 148 30.02  
 PENNY DEGARDIN. . . . . 134 27.18  
 ORLANDO LEWIS, JR. . . . . 76 15.42  
 WRITE-IN. . . . . 8 1.62

DIRECTOR RITENOUR SCHOOL DISTRICT (UNEXPIRED TERM)

(Vote for ) 2  
 (WITH 0 OF 42 COUNTED)  
 SHIRLEY A. BURTON. . . . . 118 34.91  
 LISA GLOVER-JONES. . . . . 96 28.40  
 TOM DRENNAN. . . . . 119 35.21  
 WRITE-IN. . . . . 5 1.48

DIRECTOR ROCKWOOD R-VI SCHOOL DISTRICT

(Vote for ) 3  
 (WITH 0 OF 101 COUNTED)  
 LYNNE MIDYETT . . . . . 382 25.30  
 RANDY KIRK MILLER. . . . . 333 22.05  
 LEONARD KEITH KINDER. . . . . 339 22.45  
 TAMARA JO RHOMBERG . . . . . 267 17.68  
 SUDHIRKUMAR R. BRAHMBHATT . . . . . 170 11.26  
 WRITE-IN. . . . . 19 1.26

ROCKWOOD R-VI SCHOOL DISTRICT - PROPOSITION T

\*\*BONDS - CAPITAL IMPROV (57.15% NEEDED)\*\*  
 (Vote for ) 1  
 (WITH 0 OF 101 COUNTED)  
 YES . . . . . 399 54.07  
 NO. . . . . 339 45.93

DIRECTOR SCHOOL DISTRICT OF UNIVERSITY CITY

(Vote for ) 3  
 (WITH 0 OF 21 COUNTED)  
 CHARLOTTE TATUM . . . . . 192 27.08  
 LISA BRENNER . . . . . 182 25.67  
 GEORGE LENARD . . . . . 131 18.48  
 DIARRA K. MORRIS . . . . . 77 10.86

CHELSEA ADDISON . . . . .	126	17.77
WRITE-IN. . . . .	1	.14

DIRECTOR VALLEY PARK SCHOOL DISTRICT

(Vote for ) 3		
(WITH 0 OF 9 COUNTED)		
PETER TOBIN COATES . . . . .	33	18.23
JEREMY SCOTT PICKER . . . . .	21	11.60
DAVID FOWLER . . . . .	43	23.76
JEANINE SABATINO . . . . .	47	25.97
MIKE KEEHNAST . . . . .	35	19.34
WRITE-IN. . . . .	2	1.10

VALLEY PARK SCHOOL DISTRICT - PROPOSITION R

**BONDS - CAPITAL IMPROV (57.15% NEEDED)**		
(Vote for ) 1		
(WITH 0 OF 9 COUNTED)		
YES . . . . .	60	72.29
NO. . . . .	23	27.71

DIRECTOR WEBSTER GROVES SCHOOL DISTRICT

(Vote for ) 3		
(WITH 0 OF 27 COUNTED)		
AMY CLENDENNEN. . . . .	218	25.14
JO BETH DOLL . . . . .	196	22.61
THOMAS (TOM) NEWPORT. . . . .	160	18.45
DAVID ADDISON . . . . .	165	19.03
MICHAEL J. ROSE . . . . .	120	13.84
WRITE-IN. . . . .	8	.92

TRUSTEE ST. LOUIS COMMUNITY COLLEGE #1 (UNEXPIRED TERM)

(Vote for ) 1		
(WITH 0 OF 385 COUNTED)		
MARCUS D. ADAMS . . . . .	382	11.60
DEREK R. NOVEL. . . . .	285	8.66
MARSHA J. BONDS . . . . .	455	13.82
THEO BROWN, SR. . . . .	450	13.67
KEVIN M. MARTIN . . . . .	458	13.91
CANDACE GARDNER . . . . .	517	15.70
MIRANDA AVANT-ELLIOTT . . . . .	207	6.29
VERONICA AVERY-MOODY. . . . .	324	9.84
O. DANIEL L. GRAY. . . . .	195	5.92
WRITE-IN. . . . .	19	.58

AFFTON FIRE DISTRICT - PROPOSITION A

**TAX LEVY - DISTRICT SUPPORT**		
(Vote for ) 1		
(WITH 0 OF 27 COUNTED)		
FOR THE PROPOSITION . . . . .	200	53.91
AGAINST THE PROPOSITION. . . . .	171	46.09

FENTON FIRE DISTRICT - PROPOSITION E

**TAX LEVY - DISTRICT SUPPORT**		
(Vote for ) 1		
(WITH 0 OF 20 COUNTED)		
YES . . . . .	147	58.57
NO. . . . .	104	41.43

DIRECTOR MARYLAND HEIGHTS FIRE DISTRICT

(Vote for ) 1		
(WITH 0 OF 22 COUNTED)		
BOB NICHOLS . . . . .	74	63.79
GENE T. WEISS . . . . .	41	35.34
WRITE-IN. . . . .	1	.86

DIRECTOR MEHLVILLE FIRE DISTRICT

(Vote for ) 1		
(WITH 0 OF 67 COUNTED)		
AARON HILMER . . . . .	748	64.10
JANE KOLB . . . . .	416	35.65
WRITE-IN. . . . .	3	.26

DIRECTOR MID-COUNTY FIRE DISTRICT

(Vote for ) 1		
(WITH 0 OF 22 COUNTED)		
MICHAEL RUSH . . . . .	59	60.20
LAMANDA GOODRICH. . . . .	39	39.80
WRITE-IN. . . . .	0	

METRO-NORTH FIRE DISTRICT - PROPOSITION P

\*\*TAX LEVY - DISTRICT SUPPORT\*\*

(Vote for ) 1  
(WITH 0 OF 17 COUNTED)  
YES . . . . . 107 68.15  
NO. . . . . 50 31.85

DIRECTOR NORTHEAST AMBULANCE AND FIRE DISTRICT  
(Vote for ) 1  
(WITH 0 OF 40 COUNTED)  
DUANE H. MOORE. . . . . 273 74.59  
KRIS BOEVINGLOH . . . . . 93 25.41  
WRITE-IN. . . . . 0

DIRECTOR PACIFIC FIRE DISTRICT  
(Vote for ) 1  
(WITH 0 OF 1 COUNTED)  
KEN M. QUENNOZ, SR. . . . . 0  
STEPHEN PAUL WOODRUFF . . . . . 0  
WRITE-IN. . . . . 0

DIRECTOR RIVERVIEW FIRE DISTRICT  
(Vote for ) 1  
(WITH 0 OF 30 COUNTED)  
RICHIE TIBERGHEN . . . . . 88 26.35  
THEO BROWN, SR. . . . . 169 50.60  
NORVEL PARO . . . . . 74 22.16  
WRITE-IN. . . . . 3 .90

DIRECTOR ROBERTSON FIRE DISTRICT  
(Vote for ) 1  
(WITH 0 OF 9 COUNTED)  
JOAN NOEL . . . . . 32 84.21  
BEN DEGROAT . . . . . 6 15.79  
WRITE-IN. . . . . 0

DIRECTOR SPANISH LAKE FIRE DISTRICT  
(Vote for ) 1  
(WITH 0 OF 7 COUNTED)  
LOU CUNNINGHAM . . . . . 101 71.63  
KHALIL ABDUL MUMIN . . . . . 40 28.37  
WRITE-IN. . . . . 0

DIRECTOR VALLEY PARK FIRE DISTRICT  
(Vote for ) 1  
(WITH 0 OF 16 COUNTED)  
KAREN VALDEZ . . . . . 72 53.33  
DANIEL WILBURN . . . . . 63 46.67  
WRITE-IN. . . . . 0

DIRECTOR VALLEY PARK FIRE DISTRICT (UNEXPIRED TERM)  
(Vote for ) 1  
(WITH 0 OF 16 COUNTED)  
SHERI SCHMITT. . . . . 78 59.54  
BEN HELTON. . . . . 36 27.48  
CHARLES KUCHAR . . . . . 17 12.98  
WRITE-IN. . . . . 0

SUMMARY REPORT  
 RUN DATE:04/04/17  
 RUN TIME:09:08 PM

GENERAL MUNICIPAL ELECTION  
 ST. LOUIS COUNTY, MISSOURI  
 TUESDAY, APRIL 4, 2017

UNOFFICIAL RESULTS

	VOTES	PERCENT
PRECINCTS COUNTED (OF 822) . . . . .	386	46.96
REGISTERED VOTERS - TOTAL . . . . .	703,245	
BALLOTS CAST - TOTAL . . . . .	82,944	
VOTER TURNOUT - TOTAL . . . . .		11.79
ST. LOUIS COUNTY - PROPOSITION P		
**SALES TAX - POLICE & PUBLIC SAFETY**		
(Vote for ) 1		
(WITH 386 OF 822 COUNTED 46.96%)		
YES . . . . .	52,515	63.78
NO. . . . .	29,829	36.22
MAYOR BALLWIN		
(Vote for ) 1		
(WITH 7 OF 30 COUNTED 23.33%)		
TIM POGUE . . . . .	898	97.50
WRITE-IN. . . . .	23	2.50
ALDERPERSON BALLWIN WARD 1		
(Vote for ) 1		
(WITH 1 OF 6 COUNTED 16.67%)		
JIMMY TERBROCK . . . . .	65	95.59
WRITE-IN. . . . .	3	4.41
ALDERPERSON BALLWIN WARD 2		
(Vote for ) 1		
(WITH 3 OF 7 COUNTED 42.86%)		
MARK R. STALLMANN. . . . .	539	98.00
WRITE-IN. . . . .	11	2.00
ALDERPERSON BALLWIN WARD 3		
(Vote for ) 1		
(WITH 2 OF 9 COUNTED 22.22%)		
JIM LEAHY . . . . .	119	98.35
WRITE-IN. . . . .	2	1.65
ALDERPERSON BALLWIN WARD 4		
(Vote for ) 1		
(WITH 1 OF 8 COUNTED 12.50%)		
ROSS BULLINGTON . . . . .	77	49.04
BRANT HARBER . . . . .	48	30.57
TERICA DONNELLY . . . . .	32	20.38
WRITE-IN. . . . .	0	
ALDERMEN BEL NOR WARD 1		
(Vote for ) 1		
(WITH 1 OF 1 COUNTED)		
CHARLEE McBRIDE . . . . .	127	93.38
WRITE-IN. . . . .	9	6.62
ALDERMEN BEL NOR WARD 2		
(Vote for ) 1		
(WITH 1 OF 1 COUNTED)		
JAN NELSON . . . . .	175	95.63
WRITE-IN. . . . .	8	4.37
ALDERMEN BEL-RIDGE WARD 1		
(Vote for ) 1		
(WITH 1 OF 1 COUNTED)		
CATHERINE (CATHY) RAGLAND . . . . .	18	45.00
KAREN NELSON . . . . .	22	55.00
WRITE-IN. . . . .	0	
ALDERMEN BEL-RIDGE WARD 2		
(Vote for ) 1		
(WITH 1 OF 1 COUNTED)		
REGINALD BROWN. . . . .	67	53.17
JEROME C. ROBINSON . . . . .	58	46.03
WRITE-IN. . . . .	1	.79
ALDERMEN BEL-RIDGE WARD 3		
(Vote for ) 1		
(WITH 2 OF 2 COUNTED)		
ROBBIN R. RUSSELL. . . . .	71	55.47

GORDON C. BROCK . . . . .	57	44.53
WRITE-IN. . . . .	0	
ALDERPERSON BELLA VILLA WARD 1		
(Vote for ) 1		
(WITH 1 OF 1 COUNTED)		
JOHN FRANKLIN. . . . .	33	97.06
WRITE-IN. . . . .	1	2.94
ALDERPERSON BELLA VILLA WARD 2		
(Vote for ) 1		
(WITH 1 OF 1 COUNTED)		
CINDY SCHWEGMANN. . . . .	24	92.31
WRITE-IN. . . . .	2	7.69
ALDERPERSON BELLA VILLA WARD 3		
(Vote for ) 1		
(WITH 1 OF 1 COUNTED)		
MARY KAREN SIKORSKI . . . . .	23	100.00
WRITE-IN. . . . .	0	
BELLA VILLA - PROPOSITION A		
**FORGO ANNUAL ELECTIONS**		
(Vote for ) 1		
(WITH 3 OF 3 COUNTED)		
YES . . . . .	53	57.61
NO. . . . .	39	42.39
ALDERMEN BELLERIVE ACRES		
(Vote for ) 2		
(WITH 0 OF 1 COUNTED)		
TOM KIELY . . . . .	4	36.36
NANCY M. HARTMAN . . . . .	3	27.27
CHERYL MILTON ROBERTS . . . . .	4	36.36
WRITE-IN. . . . .	0	
MAYOR BEVERLY HILLS		
(Vote for ) 1		
(WITH 2 OF 2 COUNTED)		
BRIAN K. JACKSON . . . . .	60	92.31
WRITE-IN. . . . .	5	7.69
ALDERPERSON BEVERLY HILLS WARD 1		
(Vote for ) 1		
(WITH 1 OF 1 COUNTED)		
MARY PATTERSON . . . . .	30	96.77
WRITE-IN. . . . .	1	3.23
ALDERPERSON BEVERLY HILLS WARD 2		
(Vote for ) 1		
(WITH 1 OF 1 COUNTED)		
ROBERTA OUSLEY . . . . .	32	96.97
WRITE-IN. . . . .	1	3.03
TREASURER BLACK JACK		
(Vote for ) 1		
(WITH 3 OF 6 COUNTED 50%)		
ANN L. WRIGHT . . . . .	585	98.98
WRITE-IN. . . . .	6	1.02
COUNCIL MEMBER BLACK JACK WARD 1		
(Vote for ) 1		
(WITH 0 OF 1 COUNTED)		
RICK STEIGERWALD. . . . .	15	60.00
VERONICA PATTON . . . . .	10	40.00
WRITE-IN. . . . .	0	
COUNCIL MEMBER BLACK JACK WARD 2		
(Vote for ) 1		
(WITH 1 OF 2 COUNTED 50%)		
CARMEN WATKINS-AUSTELL. . . . .	122	97.60
WRITE-IN. . . . .	3	2.40
COUNCIL MEMBER BLACK JACK WARD 3		
(Vote for ) 1		
(WITH 1 OF 1 COUNTED)		
LEO SIMMONS . . . . .	46	14.84
ABDURAQEEB (AJ) WHITE . . . . .	144	46.45
ARLENE V. McCLENDON . . . . .	118	38.06
WRITE-IN. . . . .	2	.65



COUNCIL MEMBER BLACK JACK WARD 4		
(Vote for ) 1		
(WITH 1 OF 2 COUNTED 50%)		
RODNEY C. GRADY . . . . .	140	72.54
RONALD POINTER . . . . .	33	17.10
MICHAEL E. STARKS, SR. . . . .	20	10.36
WRITE-IN. . . . .	0	
COUNCIL MEMBER BRECKENRIDGE HILLS WARD 1		
(Vote for ) 1		
(WITH 0 OF 1 COUNTED)		
KEN SIMPSON . . . . .	6	85.71
WRITE-IN. . . . .	1	14.29
COUNCIL MEMBER BRECKENRIDGE HILLS WARD 2		
(Vote for ) 1		
(WITH 0 OF 1 COUNTED)		
DONALD CATLIN, JR. . . . .	5	71.43
CAMERON JOHNSON . . . . .	2	28.57
WRITE-IN. . . . .	0	
COUNCIL MEMBER BRECKENRIDGE HILLS WARD 3		
(Vote for ) 1		
(WITH 0 OF 1 COUNTED)		
GEORGE BEEMAN. . . . .	5	100.00
WRITE-IN. . . . .	0	
COUNCIL MEMBER BRECKENRIDGE HILLS WARD 4		
(Vote for ) 1		
(WITH 0 OF 1 COUNTED)		
SHERYL GLADNEY . . . . .	2	100.00
SHANE PELLERIN . . . . .	0	
WRITE-IN. . . . .	0	
MAYOR BRENTWOOD		
(Vote for ) 1		
(WITH 6 OF 6 COUNTED)		
CHRISTOPHER A. THORNTON. . . . .	893	52.81
BARBARA B. CLEMENTS . . . . .	784	46.36
WRITE-IN. . . . .	14	.83
MUNICIPAL JUDGE BRENTWOOD		
(Vote for ) 1		
(WITH 6 OF 6 COUNTED)		
PATRICK DIGNAM . . . . .	1,375	98.28
WRITE-IN. . . . .	24	1.72
ALDERPERSON BRENTWOOD WARD 1		
(Vote for ) 1		
(WITH 2 OF 2 COUNTED)		
DAVID PLUFKA . . . . .	477	95.98
WRITE-IN. . . . .	20	4.02
ALDERPERSON BRENTWOOD WARD 2		
(Vote for ) 1		
(WITH 1 OF 1 COUNTED)		
BRANDON WEGGE. . . . .	351	98.04
WRITE-IN. . . . .	7	1.96
ALDERPERSON BRENTWOOD WARD 3		
(Vote for ) 1		
(WITH 2 OF 2 COUNTED)		
STEVE LOCHMOELLER . . . . .	382	98.20
WRITE-IN. . . . .	7	1.80
ALDERPERSON BRENTWOOD WARD 4		
(Vote for ) 1		
(WITH 1 OF 1 COUNTED)		
THOMAS KRAMER. . . . .	230	95.83
WRITE-IN. . . . .	10	4.17
MUNICIPAL JUDGE BRIDGETON		
(Vote for ) 1		
(WITH 14 OF 20 COUNTED 70%)		
JOSEPH W. LARREW . . . . .	817	98.79
WRITE-IN. . . . .	10	1.21
COUNCIL MEMBER BRIDGETON WARD 1		
(Vote for ) 1		
(WITH 4 OF 6 COUNTED 66.67%)		
ROBERT R. (BOB) SAETTELE . . . . .	182	97.33

WRITE-IN. . . . .	5	2.67
COUNCIL MEMBER BRIDGETON WARD 2		
(Vote for ) 1		
(WITH 3 OF 4 COUNTED 75%)		
JERRY GRIMMER. . . . .	159	97.55
WRITE-IN. . . . .	4	2.45
COUNCIL MEMBER BRIDGETON WARD 3		
(Vote for ) 1		
(WITH 5 OF 6 COUNTED 83.33%)		
FERD FETSCH . . . . .	328	99.39
WRITE-IN. . . . .	2	.61
COUNCIL MEMBER BRIDGETON WARD 4		
(Vote for ) 1		
(WITH 2 OF 4 COUNTED 50%)		
JONI NORRIS . . . . .	157	96.91
WRITE-IN. . . . .	5	3.09
MAYOR CALVERTON PARK		
(Vote for ) 1		
(WITH 0 OF 2 COUNTED)		
JAMES A. PAUNOVICH . . . . .	2	100.00
WRITE-IN. . . . .	0	
ALDERMEN CALVERTON PARK WARD 1		
(Vote for ) 1		
(WITH 0 OF 1 COUNTED)		
TANDRA McWRIGHT . . . . .	2	100.00
WRITE-IN. . . . .	0	
ALDERMEN CALVERTON PARK WARD 2		
(Vote for ) 1		
(WITH 0 OF 1 COUNTED)		
LESLIE FOGARTY. . . . .	0	
WRITE-IN. . . . .	0	
TRUSTEE CHAMP		
(Vote for ) 5		
(WITH 1 OF 1 COUNTED)		
J. SCOTT FOWLER . . . . .	6	19.35
KENNETH A. LAMAAR. . . . .	6	19.35
JAMES J. GERLING . . . . .	6	19.35
CLINTON DAVID HOOKER. . . . .	7	22.58
KATHERINE JEAN HOOKER . . . . .	6	19.35
WRITE-IN. . . . .	0	
MAYOR CHARLACK		
(Vote for ) 1		
(WITH 0 OF 3 COUNTED)		
MARK CHAMBERLAIN. . . . .	4	100.00
WRITE-IN. . . . .	0	
ALDERPERSON CHARLACK WARD 1		
(Vote for ) 1		
(WITH 0 OF 2 COUNTED)		
ROBERT (BOB) TERRY . . . . .	1	100.00
WRITE-IN. . . . .	0	
ALDERPERSON CHARLACK WARD 2		
(Vote for ) 1		
(WITH 0 OF 1 COUNTED)		
NO CANDIDATE FILED . . . . .	0	
WRITE-IN. . . . .	0	
CHARLACK - PROPOSITION A		
**BUSINESS LICENSE FEE**		
(Vote for ) 1		
(WITH 0 OF 3 COUNTED)		
YES . . . . .	3	75.00
NO. . . . .	1	25.00
MAYOR CHESTERFIELD		
(Vote for ) 1		
(WITH 18 OF 33 COUNTED 54.55%)		
BOB NATION. . . . .	2,717	60.77
RANDY LOGAN . . . . .	1,737	38.85
WRITE-IN. . . . .	17	.38
COUNCIL MEMBER CHESTERFIELD WARD 1		

(Vote for ) 1		
(WITH 0 OF 7 COUNTED)		
BARBARA McGUINNESS . . . . .	147	100.00
WRITE-IN. . . . .	0	
COUNCIL MEMBER CHESTERFIELD WARD 2		
(Vote for ) 1		
(WITH 4 OF 7 COUNTED 57.14%)		
BEN KUMAR KEATHLEY . . . . .	515	40.49
AARON WAHL . . . . .	404	31.76
RYAN C. MIANO . . . . .	54	4.25
CHRISTOPHER C. NATSCH . . . . .	297	23.35
WRITE-IN. . . . .	2	.16
COUNCIL MEMBER CHESTERFIELD WARD 3		
(Vote for ) 1		
(WITH 5 OF 10 COUNTED 50%)		
DAN HURT . . . . .	763	97.70
WRITE-IN. . . . .	18	2.30
COUNCIL MEMBER CHESTERFIELD WARD 4		
(Vote for ) 1		
(WITH 9 OF 9 COUNTED)		
MATTHEW J. WHITE . . . . .	457	23.53
NATHAN ROACH . . . . .	617	31.77
MICHELLE OHLEY. . . . .	861	44.34
WRITE-IN. . . . .	7	.36
ALDERPERSON CLARKSON VALLEY WARD 1		
(Vote for ) 1		
(WITH 1 OF 1 COUNTED)		
JAMES F. MEYER. . . . .	123	77.36
BERNARD A. SQUITIERI. . . . .	35	22.01
WRITE-IN. . . . .	1	.63
ALDERPERSON CLARKSON VALLEY WARD 2		
(Vote for ) 1		
(WITH 1 OF 1 COUNTED)		
HONORA SCHILLER . . . . .	92	95.83
WRITE-IN. . . . .	4	4.17
ALDERPERSON CLARKSON VALLEY WARD 3		
(Vote for ) 1		
(WITH 1 OF 1 COUNTED)		
F. SCOTT SCHULTZ . . . . .	101	98.06
WRITE-IN. . . . .	2	1.94
ALDERPERSON CLAYTON WARD 1		
(Vote for ) 1		
(WITH 3 OF 3 COUNTED)		
RICHARD LINTZ. . . . .	246	96.09
WRITE-IN. . . . .	10	3.91
ALDERPERSON CLAYTON WARD 2		
(Vote for ) 1		
(WITH 4 OF 4 COUNTED)		
MICHELLE HARRIS . . . . .	382	95.26
WRITE-IN. . . . .	19	4.74
ALDERPERSON CLAYTON WARD 3		
(Vote for ) 1		
(WITH 2 OF 4 COUNTED 50%)		
MARK WININGS . . . . .	383	69.13
JUSTIN PERRYMAN . . . . .	171	30.87
WRITE-IN. . . . .	0	
ALDERPERSON COOL VALLEY WARD 1		
(Vote for ) 1		
(WITH 1 OF 1 COUNTED)		
DON JOHNSON . . . . .	53	96.36
WRITE-IN. . . . .	2	3.64
ALDERPERSON COOL VALLEY WARD 2		
(Vote for ) 1		
(WITH 1 OF 1 COUNTED)		
ALVIN ROBINSON . . . . .	68	100.00
WRITE-IN. . . . .	0	
TRUSTEE COUNTRY LIFE ACRES		
(Vote for ) 3		
(WITH 1 OF 1 COUNTED)		

JAMES GIARDINA . . . . .	7	33.33
TIMOTHY D. CLARK . . . . .	7	33.33
SUSAN C. HOLMES . . . . .	7	33.33
WRITE-IN. . . . .	0	
MAYOR CRESTWOOD		
(Vote for ) 1		
(WITH 2 OF 8 COUNTED 25%)		
GREGG ROBY. . . . .	1,059	94.72
WRITE-IN. . . . .	59	5.28
CRESTWOOD - PROPOSITION C		
**TAX LEVY - GENERAL REVENUE**		
(Vote for ) 1		
(WITH 2 OF 8 COUNTED 25%)		
YES . . . . .	741	56.14
NO. . . . .	579	43.86
COUNCIL MEMBER CREVE COEUR WARD 1		
(Vote for ) 1		
(WITH 0 OF 5 COUNTED)		
ALEXIS TRAVERS. . . . .	29	96.67
WRITE-IN. . . . .	1	3.33
COUNCIL MEMBER CREVE COEUR WARD 2		
(Vote for ) 1		
(WITH 2 OF 6 COUNTED 33.33%)		
ELLEN LAWRENCE. . . . .	153	98.08
WRITE-IN. . . . .	3	1.92
COUNCIL MEMBER CREVE COEUR WARD 3		
(Vote for ) 1		
(WITH 0 OF 4 COUNTED)		
CHARLOTTE D'ALFONSO . . . . .	21	100.00
WRITE-IN. . . . .	0	
COUNCIL MEMBER CREVE COEUR WARD 4		
(Vote for ) 1		
(WITH 0 OF 4 COUNTED)		
SCOTT SAUNDERS . . . . .	28	93.33
WRITE-IN. . . . .	2	6.67
ALDERPERSON CRYSTAL LAKE PARK WARD 1		
(Vote for ) 1		
(WITH 1 OF 1 COUNTED)		
NANCY BROOKS . . . . .	42	97.67
WRITE-IN. . . . .	1	2.33
ALDERPERSON CRYSTAL LAKE PARK WARD 2		
(Vote for ) 1		
(WITH 1 OF 1 COUNTED)		
DENNIS A. NAHNSEN. . . . .	43	93.48
WRITE-IN. . . . .	3	6.52
MAYOR DELLWOOD		
(Vote for ) 1		
(WITH 1 OF 8 COUNTED 12.50%)		
REGGIE JONES . . . . .	156	96.89
WRITE-IN. . . . .	5	3.11
ALDERPERSON DELLWOOD WARD 1		
(Vote for ) 1		
(WITH 0 OF 2 COUNTED)		
LAMONT WILLIAMS . . . . .	13	92.86
WRITE-IN. . . . .	1	7.14
ALDERPERSON DELLWOOD WARD 2		
(Vote for ) 1		
(WITH 0 OF 1 COUNTED)		
KENNETH ROBINSON. . . . .	7	100.00
WRITE-IN. . . . .	0	
ALDERPERSON DELLWOOD WARD 3		
(Vote for ) 1		
(WITH 1 OF 2 COUNTED 50%)		
ANJANEE' (ANN) WILKINS. . . . .	89	68.99
TEONA McGHAW-BOURE' . . . . .	40	31.01
WRITE-IN. . . . .	0	
ALDERPERSON DELLWOOD WARD 4		
(Vote for ) 1		

(WITH 0 OF 3 COUNTED)		
SHANON HOLT . . . . .	15	100.00
WRITE-IN. . . . .	0	
DELLWOOD - PROPOSITION E		
**ELIMINATE ELECTED COLLECTOR**		
(Vote for ) 1		
(WITH 1 OF 8 COUNTED 12.50%)		
YES . . . . .	104	61.54
NO. . . . .	65	38.46
MUNICIPAL JUDGE DES PERES		
(Vote for ) 1		
(WITH 4 OF 7 COUNTED 57.14%)		
CHUCK BILLINGS . . . . .	843	66.64
MARK R. BAHN . . . . .	418	33.04
WRITE-IN. . . . .	4	.32
ALDERMAN DES PERES WARD 1		
(Vote for ) 1		
(WITH 1 OF 2 COUNTED 50%)		
JANE LANGA. . . . .	197	51.71
BENJAMIN J. SANSONE . . . . .	183	48.03
WRITE-IN. . . . .	1	.26
ALDERMAN DES PERES WARD 2		
(Vote for ) 1		
(WITH 1 OF 2 COUNTED 50%)		
JIM KLEINSCHMIDT. . . . .	305	64.76
CHRIS JONES . . . . .	165	35.03
WRITE-IN. . . . .	1	.21
ALDERMAN DES PERES WARD 3		
(Vote for ) 1		
(WITH 2 OF 3 COUNTED 66.67%)		
SEAN P. CONCAGH . . . . .	396	98.75
WRITE-IN. . . . .	5	1.25
MAYOR EDMUNDSON		
(Vote for ) 1		
(WITH 0 OF 2 COUNTED)		
JOHN GWALTNEY. . . . .	4	100.00
WRITE-IN. . . . .	0	
ALDERPERSON EDMUNDSON WARD 1		
(Vote for ) 1		
(WITH 0 OF 1 COUNTED)		
ADELE M.V. CROWN . . . . .	2	100.00
GEORGE ACOSTA, II . . . . .	0	
WRITE-IN. . . . .	0	
ALDERPERSON EDMUNDSON WARD 2		
(Vote for ) 1		
(WITH 0 OF 1 COUNTED)		
TONY MIKULUS . . . . .	3	100.00
WRITE-IN. . . . .	0	
COUNCIL MEMBER ELLISVILLE DISTRICT 1		
(Vote for ) 1		
(WITH 4 OF 5 COUNTED 80%)		
GARY VOSS . . . . .	312	93.98
WRITE-IN. . . . .	20	6.02
COUNCIL MEMBER ELLISVILLE DISTRICT 2		
(Vote for ) 1		
(WITH 2 OF 4 COUNTED 50%)		
KEN NEWHOUSE . . . . .	131	46.95
MICK CAHILL . . . . .	146	52.33
WRITE-IN. . . . .	2	.72
COUNCIL MEMBER ELLISVILLE DISTRICT 3		
(Vote for ) 1		
(WITH 2 OF 3 COUNTED 66.67%)		
MIKE ROEMERMAN . . . . .	131	19.82
CYNTHIA (CINDY) POOL . . . . .	297	44.93
SUZANNE GUNDLACH. . . . .	231	34.95
WRITE-IN. . . . .	2	.30
MARSHAL EUREKA		
(Vote for ) 1		
(WITH 6 OF 6 COUNTED)		

MICHAEL A. WIEGAND . . . . .	1,680	99.06
WRITE-IN. . . . .	16	.94
ALDERPERSON EUREKA WARD 1		
(Vote for ) 1		
(WITH 2 OF 2 COUNTED)		
WES SIR. . . . .	625	96.60
WRITE-IN. . . . .	22	3.40
ALDERPERSON EUREKA WARD 2		
(Vote for ) 1		
(WITH 2 OF 2 COUNTED)		
BRYAN KIEFER . . . . .	142	42.77
CARLEEN MURRAY . . . . .	188	56.63
WRITE-IN. . . . .	2	.60
ALDERPERSON EUREKA WARD 3		
(Vote for ) 1		
(WITH 2 OF 2 COUNTED)		
SHANNON BRITT. . . . .	351	48.48
STEVE GRZYB . . . . .	373	51.52
WRITE-IN. . . . .	0	
MAYOR FENTON		
(Vote for ) 1		
(WITH 0 OF 6 COUNTED)		
JOE MAURATH . . . . .	35	53.85
JOSH VOYLES . . . . .	30	46.15
WRITE-IN. . . . .	0	
ALDERPERSON FENTON WARD 1		
(Vote for ) 1		
(WITH 0 OF 1 COUNTED)		
ANDREW SOBEY, JR. . . . .	16	80.00
MIKE JONES. . . . .	4	20.00
WRITE-IN. . . . .	0	
ALDERPERSON FENTON WARD 2		
(Vote for ) 1		
(WITH 0 OF 2 COUNTED)		
GARY SIEBERT . . . . .	10	43.48
GREG HEFELE . . . . .	13	56.52
WRITE-IN. . . . .	0	
ALDERPERSON FENTON WARD 3		
(Vote for ) 1		
(WITH 0 OF 2 COUNTED)		
CHRIS CLAUSS . . . . .	3	60.00
DARLYS PRESLAR . . . . .	2	40.00
WRITE-IN. . . . .	0	
ALDERPERSON FENTON WARD 4		
(Vote for ) 1		
(WITH 0 OF 1 COUNTED)		
JAMES MAULLER. . . . .	10	66.67
VERA J. GLICK . . . . .	5	33.33
WRITE-IN. . . . .	0	
MAYOR FERGUSON		
(Vote for ) 1		
(WITH 8 OF 13 COUNTED 61.54%)		
ELLA JONES. . . . .	933	48.57
JAMES W. KNOWLES, III . . . . .	984	51.22
WRITE-IN. . . . .	4	.21
FERGUSON - PROPOSITION A		
**CITY CHARTER - POLICE VIDEO SYSTEMS**		
(Vote for ) 1		
(WITH 8 OF 13 COUNTED 61.54%)		
YES . . . . .	1,409	74.20
NO. . . . .	490	25.80
MAYOR FLOREDELL HILLS		
(Vote for ) 1		
(WITH 2 OF 2 COUNTED)		
JOSEPH R. NOETH . . . . .	36	80.00
WRITE-IN. . . . .	9	20.00
ALDERPERSON FLOREDELL HILLS WARD 1		
(Vote for ) 1		
(WITH 1 OF 1 COUNTED)		

DEBBIE ANN DAVIS . . . . .	8	42.11
ARTHUR C. HAMILTON . . . . .	3	15.79
KIMBERLY R. CAMPBELL-DUSSOLD . . . . .	8	42.11
WRITE-IN. . . . .	0	
ALDERPERSON FLORDELL HILLS WARD 2		
(Vote for ) 1		
(WITH 1 OF 1 COUNTED)		
DARREL VAUGHT . . . . .	31	93.94
WRITE-IN. . . . .	2	6.06
COUNCIL MEMBER FLORISSANT WARD 2		
(Vote for ) 1		
(WITH 4 OF 5 COUNTED 80%)		
TIM JONES . . . . .	384	96.00
WRITE-IN. . . . .	16	4.00
COUNCIL MEMBER FLORISSANT WARD 4		
(Vote for ) 1		
(WITH 2 OF 4 COUNTED 50%)		
JEFF CAPUTA . . . . .	156	65.00
WRITE-IN. . . . .	84	35.00
COUNCIL MEMBER FLORISSANT WARD 6		
(Vote for ) 1		
(WITH 1 OF 4 COUNTED 25%)		
GERARD J. HENKE . . . . .	229	96.22
WRITE-IN. . . . .	9	3.78
COUNCIL MEMBER FLORISSANT WARD 8		
(Vote for ) 1		
(WITH 1 OF 4 COUNTED 25%)		
MARK SCHMIDT . . . . .	157	43.01
ROBERT PARSON, JR. . . . .	207	56.71
WRITE-IN. . . . .	1	.27
MAYOR FRONTENAC		
(Vote for ) 1		
(WITH 3 OF 4 COUNTED 75%)		
KATE HATFIELD. . . . .	285	44.12
MARGOT M. MARTIN . . . . .	361	55.88
WRITE-IN. . . . .	0	
ALDERPERSON FRONTENAC WARD 1		
(Vote for ) 1		
(WITH 2 OF 2 COUNTED)		
MICHAEL MARGRAF . . . . .	76	33.63
(DANIEL F.) DAN KEMPER. . . . .	148	65.49
WRITE-IN. . . . .	2	.88
ALDERPERSON FRONTENAC WARD 2		
(Vote for ) 1		
(WITH 1 OF 1 COUNTED)		
NALINI S. MAHADEVAN . . . . .	233	97.90
WRITE-IN. . . . .	5	2.10
ALDERPERSON FRONTENAC WARD 3		
(Vote for ) 1		
(WITH 0 OF 1 COUNTED)		
TOM O'BRIEN . . . . .	23	100.00
WRITE-IN. . . . .	0	
TRUSTEE GLEN ECHO PARK		
(Vote for ) 3		
(WITH 1 OF 1 COUNTED)		
WARREN L. PAUL, JR. . . . .	23	34.85
LEROY JACKSON. . . . .	20	30.30
DAN I. WILLIAMS . . . . .	22	33.33
WRITE-IN. . . . .	1	1.52
MAYOR GLENDALE		
(Vote for ) 1		
(WITH 3 OF 6 COUNTED 50%)		
RICHARD J. MAGEE . . . . .	1,138	97.43
WRITE-IN. . . . .	30	2.57
ALDERPERSON GLENDALE WARD 1		
(Vote for ) 1		
(WITH 1 OF 2 COUNTED 50%)		
PAUL E. ROETTGER . . . . .	577	98.97
WRITE-IN. . . . .	6	1.03

ALDERPERSON GLENDALE WARD 2		
(Vote for ) 1		
(WITH 2 OF 2 COUNTED)		
MICHAEL J. BAUGUS. . . . .	506	98.64
WRITE-IN. . . . .	7	1.36
ALDERPERSON GLENDALE WARD 3		
(Vote for ) 1		
(WITH 0 OF 2 COUNTED)		
JOHN J. SCHUSTER . . . . .	25	100.00
WRITE-IN. . . . .	0	
ALDERPERSON-AT-LARGE GREENDALE		
(Vote for ) 2		
(WITH 0 OF 1 COUNTED)		
ALEXANDER (ALEX) HERMAN . . . . .	9	34.62
DORIS TROJCAK. . . . .	14	53.85
AARIN BOOKER . . . . .	3	11.54
WRITE-IN. . . . .	0	
MAYOR GREEN PARK		
(Vote for ) 1		
(WITH 5 OF 5 COUNTED)		
TONY POUSOSA . . . . .	249	43.38
BOB REINAGEL . . . . .	320	55.75
WRITE-IN. . . . .	5	.87
ALDERPERSON GREEN PARK WARD 1		
(Vote for ) 1		
(WITH 2 OF 2 COUNTED)		
MICHAEL BROUGHTON . . . . .	126	90.00
WRITE-IN. . . . .	14	10.00
ALDERPERSON GREEN PARK WARD 2		
(Vote for ) 1		
(WITH 2 OF 2 COUNTED)		
TIM THUSTON . . . . .	181	97.31
WRITE-IN. . . . .	5	2.69
ALDERPERSON GREEN PARK WARD 3		
(Vote for ) 1		
(WITH 1 OF 1 COUNTED)		
JOE MONTELEONE . . . . .	147	98.00
WRITE-IN. . . . .	3	2.00
TRUSTEE HANLEY HILLS		
(Vote for ) 5		
(WITH 0 OF 1 COUNTED)		
MIA A. SHIELDS. . . . .	7	13.21
STANLEY B. TAYLOR. . . . .	8	15.09
JULIA A. BOWEN. . . . .	8	15.09
DIANA M. WHITE. . . . .	11	20.75
LAMANDA GOODRICH. . . . .	3	5.66
GREGORY L. ROBINSON . . . . .	7	13.21
BETTYE A. MITCHELL . . . . .	7	13.21
WRITE-IN. . . . .	2	3.77
TRUSTEE HANLEY HILLS (UNEXPIRED TERM)		
(Vote for ) 1		
(WITH 0 OF 1 COUNTED)		
NO CANDIDATE FILED . . . . .	0	
WRITE-IN. . . . .	4	100.00
COUNCIL MEMBER HAZELWOOD WARD 2		
(Vote for ) 1		
(WITH 4 OF 4 COUNTED)		
BOB AUBUCHON . . . . .	180	97.83
WRITE-IN. . . . .	4	2.17
COUNCIL MEMBER HAZELWOOD WARD 4		
(Vote for ) 1		
(WITH 2 OF 2 COUNTED)		
BOB PARKIN. . . . .	147	97.35
WRITE-IN. . . . .	4	2.65
COUNCIL MEMBER HAZELWOOD WARD 6		
(Vote for ) 1		
(WITH 1 OF 2 COUNTED 50%)		
WARREN (BUTCH) TAYLOR . . . . .	80	98.77
WRITE-IN. . . . .	1	1.23



COUNCIL MEMBER HAZELWOOD WARD 8		
(Vote for ) 1		
(WITH 3 OF 3 COUNTED)		
MARY G. SINGLETON. . . . .	509	97.70
WRITE-IN. . . . .	12	2.30
TRUSTEE HILLSDALE		
(Vote for ) 2		
(WITH 0 OF 1 COUNTED)		
WILLIE J. THOMAS . . . . .	2	100.00
BENARD ERVIN . . . . .	0	
WRITE-IN. . . . .	0	
HILLSDALE - PROPOSITION B		
**OUT OF STATE TAX - CONTINUATION**		
(Vote for ) 1		
(WITH 0 OF 1 COUNTED)		
YES . . . . .	1	33.33
NO. . . . .	2	66.67
ALDERPERSON HUNTLEIGH WARD 1		
(Vote for ) 1		
(WITH 0 OF 1 COUNTED)		
JOHN HUGHES . . . . .	0	
WRITE-IN. . . . .	0	
ALDERPERSON HUNTLEIGH WARD 2		
(Vote for ) 1		
(WITH 0 OF 2 COUNTED)		
JAGDISH L. HINDUJA . . . . .	3	100.00
WRITE-IN. . . . .	0	
MAYOR JENNINGS (UNEXPIRED TERM)		
(Vote for ) 1		
(WITH 8 OF 18 COUNTED 44.44%)		
YOLANDA AUSTIN . . . . .	492	57.61
PHYLLIS R. ANDERSON . . . . .	63	7.38
FRANCINE DUGGER . . . . .	292	34.19
WRITE-IN. . . . .	7	.82
COUNCIL MEMBER JENNINGS WARD 1		
(Vote for ) 1		
(WITH 3 OF 5 COUNTED 60%)		
ALLEN C. McDONNELL . . . . .	53	21.03
YOLONDA FOUNTAIN HENDERSON. . . . .	86	34.13
MIRANDA JONES. . . . .	112	44.44
WRITE-IN. . . . .	1	.40
COUNCIL MEMBER JENNINGS WARD 2		
(Vote for ) 1		
(WITH 2 OF 4 COUNTED 50%)		
TERRY WILSON . . . . .	224	88.89
HAROLD D. CUSHSHON . . . . .	26	10.32
WRITE-IN. . . . .	2	.79
COUNCIL MEMBER JENNINGS WARD 3		
(Vote for ) 1		
(WITH 1 OF 4 COUNTED 25%)		
JULIA ROBERTS. . . . .	28	59.57
TED SIMPSON . . . . .	19	40.43
WRITE-IN. . . . .	0	
COUNCIL MEMBER JENNINGS WARD 4		
(Vote for ) 1		
(WITH 2 OF 5 COUNTED 40%)		
CAROL EPPS. . . . .	111	59.68
SHONTE BYRD . . . . .	74	39.78
WRITE-IN. . . . .	1	.54
ALDERPERSON-AT-LARGE KINLOCH		
(Vote for ) 2		
(WITH 1 OF 1 COUNTED)		
DEIDRE M. PICKENS. . . . .	4	18.18
HELEN R. JONES-FRYER. . . . .	6	27.27
EVELYN CARTER. . . . .	11	50.00
WRITE-IN. . . . .	1	4.55
KIRKWOOD - PROPOSITION 1		
**SALES TAX - CAPITAL IMPROVEMENTS**		
(Vote for ) 1		

(WITH 6 OF 15 COUNTED 40%)		
YES . . . . .	3,075	77.18
NO. . . . .	909	22.82
MAYOR LADUE		
(Vote for ) 1		
(WITH 1 OF 9 COUNTED 11.11%)		
NANCY F. SPEWAK . . . . .	226	97.41
WRITE-IN. . . . .	6	2.59
COUNCIL MEMBER LADUE WARD 1		
(Vote for ) 1		
(WITH 0 OF 3 COUNTED)		
JOHN M. HOWELL, JR. . . . .	13	100.00
WRITE-IN. . . . .	0	
COUNCIL MEMBER LADUE WARD 2		
(Vote for ) 1		
(WITH 0 OF 3 COUNTED)		
JOHN R. FOX. . . . .	18	100.00
WRITE-IN. . . . .	0	
COUNCIL MEMBER LADUE WARD 3		
(Vote for ) 1		
(WITH 1 OF 3 COUNTED 33.33%)		
BILL BRENNAN, JR. . . . .	183	99.46
WRITE-IN. . . . .	1	.54
ALDERPERSON LAKESHIRE WARD 1		
(Vote for ) 1		
(WITH 0 OF 1 COUNTED)		
MIKE TWELLMAN. . . . .	2	100.00
WRITE-IN. . . . .	0	
ALDERPERSON LAKESHIRE WARD 2		
(Vote for ) 1		
(WITH 0 OF 1 COUNTED)		
SHAWN COWAN . . . . .	4	100.00
WRITE-IN. . . . .	0	
ALDERPERSON LAKESHIRE WARD 3		
(Vote for ) 1		
(WITH 0 OF 1 COUNTED)		
ROSALIND R. STEEL. . . . .	1	100.00
WRITE-IN. . . . .	0	
TRUSTEE MACKENZIE		
(Vote for ) 3		
(WITH 1 OF 1 COUNTED)		
PATRICIA ARRENDELL . . . . .	15	31.91
PATRICIA BERRY. . . . .	17	36.17
CAROL ZANDER . . . . .	15	31.91
WRITE-IN. . . . .	0	
ALDERPERSON MANCHESTER WARD 1		
(Vote for ) 1		
(WITH 0 OF 7 COUNTED)		
PAUL C. HAMILL. . . . .	22	78.57
NORMAN E. GIERER . . . . .	6	21.43
WRITE-IN. . . . .	0	
ALDERPERSON MANCHESTER WARD 2		
(Vote for ) 1		
(WITH 0 OF 6 COUNTED)		
MIKE CLEMENT . . . . .	36	72.00
BRIAN ELLIOTT. . . . .	14	28.00
WRITE-IN. . . . .	0	
ALDERPERSON MANCHESTER WARD 3		
(Vote for ) 1		
(WITH 0 OF 5 COUNTED)		
RICHARD BAUMANN . . . . .	32	64.00
WILLIAM H. (BILL) PINKSTON. . . . .	17	34.00
WRITE-IN. . . . .	1	2.00
MAYOR MAPLEWOOD		
(Vote for ) 1		
(WITH 6 OF 6 COUNTED)		
BARRY JAY GREENBERG . . . . .	772	56.76
PATRICK J. JUGO . . . . .	574	42.21
WRITE-IN. . . . .	14	1.03

COUNCIL MEMBER MAPLEWOOD WARD 1		
(Vote for ) 1		
(WITH 2 OF 2 COUNTED)		
STEVEN MOSELEY . . . . .	318	94.93
WRITE-IN. . . . .	17	5.07
COUNCIL MEMBER MAPLEWOOD WARD 2		
(Vote for ) 1		
(WITH 3 OF 3 COUNTED)		
RAY L. CRADER . . . . .	349	94.84
WRITE-IN. . . . .	19	5.16
COUNCIL MEMBER MAPLEWOOD WARD 3		
(Vote for ) 1		
(WITH 1 OF 1 COUNTED)		
SHAWN FAULKINGHAM . . . . .	455	92.29
WRITE-IN. . . . .	38	7.71
TRUSTEE MARLBOROUGH		
(Vote for ) 3		
(WITH 1 OF 1 COUNTED)		
ROY (SKIP) BORNMUELLER. . . . .	157	33.26
KEARY HARRISON . . . . .	155	32.84
JOE WENDLING . . . . .	152	32.20
WRITE-IN. . . . .	8	1.69
COUNCIL MEMBER MARYLAND HEIGHTS WARD 1		
(Vote for ) 1		
(WITH 4 OF 9 COUNTED 44.44%)		
DAVID GRANT . . . . .	35	44.30
WILLIE (JAMES) SURGEON. . . . .	32	40.51
VINCENT (VINCE) VIA. . . . .	10	12.66
WRITE-IN. . . . .	2	2.53
COUNCIL MEMBER MARYLAND HEIGHTS WARD 2		
(Vote for ) 1		
(WITH 5 OF 10 COUNTED 50%)		
EDWIN L. DIRCK, JR. . . . .	340	96.32
WRITE-IN. . . . .	13	3.68
COUNCIL MEMBER MARYLAND HEIGHTS WARD 3		
(Vote for ) 1		
(WITH 3 OF 6 COUNTED 50%)		
NANCY E. MEDVICK . . . . .	379	64.90
STEVEN KENNETH OSTERLOH, SR. . . . .	40	6.85
DALE EDWARD NICHOLS . . . . .	117	20.03
ALEX DASKAL . . . . .	44	7.53
WRITE-IN. . . . .	4	.68
COUNCIL MEMBER MARYLAND HEIGHTS WARD 4		
(Vote for ) 1		
(WITH 5 OF 5 COUNTED)		
NORMAN (NORM) A. RHEA . . . . .	934	98.11
WRITE-IN. . . . .	18	1.89
ALDERPERSON MOLINE ACRES WARD 1		
(Vote for ) 1		
(WITH 0 OF 2 COUNTED)		
DONNA DILLINGHAM. . . . .	11	91.67
WRITE-IN. . . . .	1	8.33
ALDERPERSON MOLINE ACRES WARD 2		
(Vote for ) 1		
(WITH 0 OF 2 COUNTED)		
DARLENE BELL . . . . .	11	100.00
WRITE-IN. . . . .	0	
MOLINE ACRES - PROPOSITION A		
**SALES TAX - GENERAL REVENUE**		
(Vote for ) 1		
(WITH 0 OF 4 COUNTED)		
YES . . . . .	17	58.62
NO. . . . .	12	41.38
MOLINE ACRES - PROPOSITION B		
**SALES TAX - PARKS & COMMUNITY CENTER**		
(Vote for ) 1		
(WITH 0 OF 4 COUNTED)		
YES . . . . .	17	60.71
NO. . . . .	11	39.29

MAYOR NORMANDY		
(Vote for ) 1		
(WITH 3 OF 5 COUNTED 60%)		
THRESANN (TERRY) GANNON . . . . .	106	32.22
PATRICK B. GREEN . . . . .	222	67.48
WRITE-IN. . . . .	1	.30
COUNCIL MEMBER NORMANDY WARD 1		
(Vote for ) 1		
(WITH 1 OF 1 COUNTED)		
LELIA MARTIN . . . . .	128	94.12
WRITE-IN. . . . .	8	5.88
COUNCIL MEMBER NORMANDY WARD 2		
(Vote for ) 1		
(WITH 2 OF 2 COUNTED)		
DELIRITA E. FUTRELL . . . . .	125	99.21
WRITE-IN. . . . .	1	.79
COUNCIL MEMBER NORMANDY WARD 3		
(Vote for ) 1		
(WITH 0 OF 1 COUNTED)		
MARK BECKMANN. . . . .	9	56.25
RICK NELSON . . . . .	7	43.75
WRITE-IN. . . . .	0	
COUNCIL MEMBER NORMANDY WARD 4		
(Vote for ) 1		
(WITH 0 OF 1 COUNTED)		
KIMBERLY KNOX. . . . .	9	90.00
WRITE-IN. . . . .	1	10.00
MAYOR NORTHWOODS		
(Vote for ) 1		
(WITH 4 OF 4 COUNTED)		
EVERETT R. THOMAS. . . . .	417	54.51
MARVALDA JONES . . . . .	345	45.10
WRITE-IN. . . . .	3	.39
COLLECTOR NORTHWOODS		
(Vote for ) 1		
(WITH 4 OF 4 COUNTED)		
LENO HOLMES . . . . .	674	99.56
WRITE-IN. . . . .	3	.44
ALDERPERSON NORTHWOODS WARD 1		
(Vote for ) 1		
(WITH 1 OF 1 COUNTED)		
MAGGIE M. STRONG . . . . .	136	54.18
PATRICIA A. DAVIS. . . . .	63	25.10
KAREN BURNLEY. . . . .	52	20.72
WRITE-IN. . . . .	0	
ALDERPERSON NORTHWOODS WARD 2		
(Vote for ) 1		
(WITH 1 OF 1 COUNTED)		
KRISTINA L. HAZLEY . . . . .	85	34.69
ERROL S. BUSH . . . . .	159	64.90
WRITE-IN. . . . .	1	.41
ALDERPERSON NORTHWOODS WARD 3		
(Vote for ) 1		
(WITH 1 OF 1 COUNTED)		
DAVID L. TOLLIVER. . . . .	167	96.53
WRITE-IN. . . . .	6	3.47
ALDERPERSON NORTHWOODS WARD 4		
(Vote for ) 1		
(WITH 1 OF 1 COUNTED)		
F. BAIN. . . . .	78	97.50
WRITE-IN. . . . .	2	2.50
TRUSTEE NORWOOD COURT		
(Vote for ) 3		
(WITH 1 OF 1 COUNTED)		
GENE A. SMITH . . . . .	35	33.65
ANNA HOLLINS . . . . .	33	31.73
MICHAEL McGARITY . . . . .	31	29.81
WRITE-IN. . . . .	5	4.81

MAYOR OAKLAND		
(Vote for )	1	
(WITH 2 OF 2 COUNTED)		
KEAT WILKINS . . . . .	219	46.01
PAUL MARTI. . . . .	255	53.57
WRITE-IN. . . . .	2	.42
ALDERPERSON OAKLAND WARD 1		
(Vote for )	1	
(WITH 1 OF 1 COUNTED)		
KARL J. HEINZ . . . . .	96	29.45
TOM STEUBY. . . . .	230	70.55
WRITE-IN. . . . .	0	
ALDERPERSON OAKLAND WARD 2		
(Vote for )	1	
(WITH 1 OF 1 COUNTED)		
MICHAEL M. GODSY . . . . .	113	98.26
WRITE-IN. . . . .	2	1.74
COUNCIL MEMBER OLIVETTE		
(Vote for )	2	
(WITH 0 OF 4 COUNTED)		
MAXINE WEIL . . . . .	69	54.33
J. GREGORY (GREG) CARL. . . . .	55	43.31
WRITE-IN. . . . .	3	2.36
COUNCIL MEMBER OVERLAND WARD 1		
(Vote for )	1	
(WITH 0 OF 3 COUNTED)		
MARTY A. LITTLE . . . . .	4	36.36
TOM ENNIS . . . . .	7	63.64
WRITE-IN. . . . .	0	
COUNCIL MEMBER OVERLAND WARD 2		
(Vote for )	1	
(WITH 0 OF 3 COUNTED)		
VERNON JAY FETSCH. . . . .	19	100.00
WRITE-IN. . . . .	0	
COUNCIL MEMBER OVERLAND WARD 3		
(Vote for )	1	
(WITH 1 OF 3 COUNTED 33.33%)		
WRITE-IN. . . . .	6	100.00
COUNCIL MEMBER OVERLAND WARD 4		
(Vote for )	1	
(WITH 1 OF 4 COUNTED 25%)		
NATALIE E. GERKE . . . . .	63	94.03
WRITE-IN. . . . .	4	5.97
OVERLAND - PROPOSITION O		
**TAX LEVY - RETIREMENT POLICE DEPT.**		
(Vote for )	1	
(WITH 2 OF 13 COUNTED 15.38%)		
YES . . . . .	57	36.08
NO. . . . .	101	63.92
ALDERMAN PACIFIC WARD 1		
(Vote for )	1	
(WITH 1 OF 1 COUNTED)		
GREGG RAHN. . . . .	1	100.00
WRITE-IN. . . . .	0	
ALDERPERSON PAGEDALE WARD 1		
(Vote for )	1	
(WITH 0 OF 1 COUNTED)		
JEREMIAH MILLETT. . . . .	6	100.00
WRITE-IN. . . . .	0	
ALDERPERSON PAGEDALE WARD 2		
(Vote for )	1	
(WITH 0 OF 2 COUNTED)		
MINNIE RHYMES. . . . .	12	85.71
WRITE-IN. . . . .	2	14.29
ALDERPERSON PAGEDALE WARD 3		
(Vote for )	1	
(WITH 0 OF 1 COUNTED)		
DEBORAH J. VINCENT . . . . .	10	71.43
BERNICE NOLAN. . . . .	4	28.57

WRITE-IN. . . . .	0	
MAYOR PASADENA HILLS		
(Vote for ) 1		
(WITH 2 OF 2 COUNTED)		
KEVIN M. QUINLISK. . . . .	282	94.95
WRITE-IN. . . . .	15	5.05
ALDERPERSON PASADENA HILLS WARD 1		
(Vote for ) 1		
(WITH 1 OF 1 COUNTED)		
CYNTHIA PENDER McCARTHY. . . . .	124	99.20
WRITE-IN. . . . .	1	.80
ALDERPERSON PASADENA HILLS WARD 2		
(Vote for ) 1		
(WITH 1 OF 1 COUNTED)		
GENO SALVATI . . . . .	140	77.78
PATRICIA (PAT) GADDESS. . . . .	39	21.67
WRITE-IN. . . . .	1	.56
TRUSTEE PASADENA PARK		
(Vote for ) 3		
(WITH 1 OF 1 COUNTED)		
ALICE CANAVAN. . . . .	46	21.50
CAROLYN D. YOUNG . . . . .	78	36.45
SHIRLEY A. FITZPATRICK . . . . .	54	25.33
JACKIE KAM-BLACKARD. . . . .	35	16.36
WRITE-IN. . . . .	1	.47
MAYOR PINE LAWN		
(Vote for ) 1		
(WITH 2 OF 4 COUNTED 50%)		
TERRY EPPS. . . . .	208	72.73
DARRYL JONES . . . . .	8	2.80
GERALD L. METTS . . . . .	35	12.24
ELWYN M. WALLS. . . . .	35	12.24
WRITE-IN. . . . .	0	
ALDERPERSON PINE LAWN WARD 1		
(Vote for ) 1		
(WITH 1 OF 1 COUNTED)		
CARLA WALKER . . . . .	33	28.21
OLIMES UNDERWOOD. . . . .	64	54.70
DEBRA GOMEZ . . . . .	19	16.24
WRITE-IN. . . . .	1	.85
ALDERPERSON PINE LAWN WARD 2		
(Vote for ) 1		
(WITH 0 OF 1 COUNTED)		
ROSALYN HALK . . . . .	1	20.00
JOAN HARRIS . . . . .	4	80.00
WRITE-IN. . . . .	0	
ALDERPERSON PINE LAWN WARD 3		
(Vote for ) 1		
(WITH 1 OF 1 COUNTED)		
ADRIAN WRIGHT. . . . .	77	62.60
RONALD PIERSON . . . . .	46	37.40
WRITE-IN. . . . .	0	
ALDERPERSON PINE LAWN WARD 4		
(Vote for ) 1		
(WITH 0 OF 1 COUNTED)		
NAKISHA SMITH. . . . .	20	83.33
CHELENA PYE . . . . .	4	16.67
WRITE-IN. . . . .	0	
TRUSTEE RIVERVIEW		
(Vote for ) 3		
(WITH 0 OF 1 COUNTED)		
STEVE PARO. . . . .	11	40.74
BRUCE STOCKER. . . . .	5	18.52
HOWARD PIERCE. . . . .	9	33.33
WRITE-IN. . . . .	2	7.41
ALDERPERSON ROCK HILL WARD 1		
(Vote for ) 1		
(WITH 2 OF 2 COUNTED)		
EDWARD J. (ED) JOHNSON . . . . .	176	98.32
WRITE-IN. . . . .	3	1.68

ALDERPERSON ROCK HILL WARD 2		
(Vote for ) 1		
(WITH 1 OF 1 COUNTED)		
SABRINA WESTFALL-LUMPKINS. . . . .	147	98.00
WRITE-IN. . . . .	3	2.00
ALDERPERSON ROCK HILL WARD 3		
(Vote for ) 1		
(WITH 2 OF 2 COUNTED)		
MARY K. WOFFORD . . . . .	211	96.35
WRITE-IN. . . . .	8	3.65
ALDERPERSON SHREWSBURY WARD 1		
(Vote for ) 1		
(WITH 3 OF 3 COUNTED)		
ELMER KAUFFMANN . . . . .	254	93.73
WRITE-IN. . . . .	17	6.27
ALDERPERSON SHREWSBURY WARD 2		
(Vote for ) 1		
(WITH 3 OF 3 COUNTED)		
RICK STEINGRUBY . . . . .	305	95.91
WRITE-IN. . . . .	13	4.09
ALDERPERSON SHREWSBURY WARD 3		
(Vote for ) 1		
(WITH 2 OF 2 COUNTED)		
MIKE TRAVAGLINI . . . . .	313	95.43
WRITE-IN. . . . .	15	4.57
MARSHAL-COLLECTOR ST. ANN		
(Vote for ) 1		
(WITH 10 OF 14 COUNTED 71.43%)		
AARON JIMENEZ. . . . .	1,407	96.77
WRITE-IN. . . . .	47	3.23
ALDERPERSON ST. ANN WARD 1		
(Vote for ) 1		
(WITH 1 OF 3 COUNTED 33.33%)		
STEVE TRIPLETT . . . . .	71	95.95
WRITE-IN. . . . .	3	4.05
ALDERPERSON ST. ANN WARD 2		
(Vote for ) 1		
(WITH 3 OF 4 COUNTED 75%)		
AMY POELKER . . . . .	328	96.76
WRITE-IN. . . . .	11	3.24
ALDERPERSON ST. ANN WARD 3		
(Vote for ) 1		
(WITH 3 OF 4 COUNTED 75%)		
RICK CRABTREE. . . . .	565	95.60
WRITE-IN. . . . .	26	4.40
ALDERPERSON ST. ANN WARD 4		
(Vote for ) 1		
(WITH 3 OF 3 COUNTED)		
DANIEL MURPHY. . . . .	347	95.86
WRITE-IN. . . . .	15	4.14
ST. ANN - PROPOSITION L		
**TAX LEVY - GENERAL REVENUE**		
(Vote for ) 1		
(WITH 10 OF 14 COUNTED 71.43%)		
YES . . . . .	966	61.22
NO. . . . .	612	38.78
COUNCIL MEMBER ST. JOHN WARD 1		
(Vote for ) 1		
(WITH 0 OF 3 COUNTED)		
MARK ROBERT STIEF. . . . .	6	25.00
DAVID M. WIEDA. . . . .	18	75.00
WRITE-IN. . . . .	0	
COUNCIL MEMBER ST. JOHN WARD 2		
(Vote for ) 1		
(WITH 0 OF 2 COUNTED)		
CURT PIERCE . . . . .	16	100.00
WRITE-IN. . . . .	0	

ALDERMAN SUNSET HILLS WARD 1		
(Vote for ) 1		
(WITH 2 OF 4 COUNTED 50%)		
DEE BAEBLER . . . . .	61	82.43
WRITE-IN. . . . .	13	17.57
ALDERMAN SUNSET HILLS WARD 2		
(Vote for ) 1		
(WITH 3 OF 3 COUNTED)		
STEVE BERSCHE. . . . .	455	97.43
WRITE-IN. . . . .	12	2.57
ALDERMAN SUNSET HILLS WARD 3		
(Vote for ) 1		
(WITH 2 OF 4 COUNTED 50%)		
NATHAN LIPE . . . . .	253	68.19
LORI SCARLETT. . . . .	118	31.81
WRITE-IN. . . . .	0	
ALDERMAN SUNSET HILLS WARD 4		
(Vote for ) 1		
(WITH 2 OF 3 COUNTED 66.67%)		
MARK COLOMBO . . . . .	359	99.45
WRITE-IN. . . . .	2	.55
MAYOR TOWN AND COUNTRY		
(Vote for ) 1		
(WITH 4 OF 14 COUNTED 28.57%)		
JON DALTON. . . . .	536	95.54
WRITE-IN. . . . .	25	4.46
ALDERMAN TOWN AND COUNTRY WARD 1		
(Vote for ) 1		
(WITH 3 OF 6 COUNTED 50%)		
LYNN WRIGHT . . . . .	289	55.26
MICHAEL COZAD. . . . .	234	44.74
WRITE-IN. . . . .	0	
ALDERMAN TOWN AND COUNTRY WARD 2		
(Vote for ) 1		
(WITH 1 OF 3 COUNTED 33.33%)		
TIFFANY FRAUTSCHI . . . . .	22	100.00
WRITE-IN. . . . .	0	
ALDERMAN TOWN AND COUNTRY WARD 3		
(Vote for ) 1		
(WITH 0 OF 3 COUNTED)		
FRED MEYLAND-SMITH . . . . .	21	51.22
LINDA ROBSON . . . . .	20	48.78
WRITE-IN. . . . .	0	
ALDERMAN TOWN AND COUNTRY WARD 4		
(Vote for ) 1		
(WITH 0 OF 2 COUNTED)		
JON BENIGAS . . . . .	30	90.91
WRITE-IN. . . . .	3	9.09
MAYOR TWIN OAKS		
(Vote for ) 1		
(WITH 0 OF 1 COUNTED)		
RUSSELL L. FORTUNE . . . . .	3	100.00
WRITE-IN. . . . .	0	
ALDERMEN-AT-LARGE TWIN OAKS		
(Vote for ) 2		
(WITH 0 OF 1 COUNTED)		
DENNIS L. WHITMORE . . . . .	4	80.00
LISA EISENHAUER . . . . .	1	20.00
WRITE-IN. . . . .	0	
TRUSTEE UPLANDS PARK		
(Vote for ) 2		
(WITH 0 OF 1 COUNTED)		
BIRDIE McKEE . . . . .	3	25.00
HENRY IWENOFU. . . . .	2	16.67
CARMEN McCLENDON-ROBERTS . . . . .	3	25.00
ONVA BURKE. . . . .	2	16.67
KENNETH WILLIAMS. . . . .	2	16.67
WRITE-IN. . . . .	0	
ALDERPERSON VALLEY PARK WARD 1		



(Vote for ) 1		
(WITH 0 OF 5 COUNTED)		
LLOYD FORD. . . . .	6	35.29
STEPHANIE REYNOLDS . . . . .	11	64.71
WRITE-IN. . . . .	0	
ALDERPERSON VALLEY PARK WARD 2		
(Vote for ) 1		
(WITH 0 OF 2 COUNTED)		
LAURIE HENDERSON. . . . .	6	50.00
THOMAS BOLTE . . . . .	5	41.67
WRITE-IN. . . . .	1	8.33
ALDERPERSON VALLEY PARK WARD 3		
(Vote for ) 1		
(WITH 0 OF 3 COUNTED)		
EDDIE WALKER . . . . .	5	41.67
JEFFERY J. WHITTEAKER . . . . .	7	58.33
WRITE-IN. . . . .	0	
ALDERPERSON VALLEY PARK WARD 4		
(Vote for ) 1		
(WITH 0 OF 2 COUNTED)		
DEE O'NEILL . . . . .	7	70.00
STEVE DRAKE . . . . .	3	30.00
WRITE-IN. . . . .	0	
MAYOR VELDA CITY		
(Vote for ) 1		
(WITH 0 OF 2 COUNTED)		
ROBERT L. HENSLEY. . . . .	9	81.82
WRITE-IN. . . . .	2	18.18
ALDERPERSON VELDA CITY WARD 1		
(Vote for ) 1		
(WITH 0 OF 1 COUNTED)		
YVETTE BATTLE. . . . .	6	75.00
WRITE-IN. . . . .	2	25.00
ALDERPERSON VELDA CITY WARD 2		
(Vote for ) 1		
(WITH 0 OF 1 COUNTED)		
NO CANDIDATE FILED . . . . .	0	
WRITE-IN. . . . .	1	100.00
ALDERMAN VELDA VILLAGE HILLS WARD 1		
(Vote for ) 1		
(WITH 0 OF 1 COUNTED)		
BERNARD WHITLEY . . . . .	8	61.54
ROY WADE. . . . .	5	38.46
WRITE-IN. . . . .	0	
ALDERMAN VELDA VILLAGE HILLS WARD 2		
(Vote for ) 1		
(WITH 0 OF 1 COUNTED)		
WILLIE FLOWERS. . . . .	3	30.00
EFFIE MOORE. . . . .	7	70.00
WRITE-IN. . . . .	0	
ALDERPERSON VINITA PARK WARD 1		
(Vote for ) 1		
(WITH 0 OF 1 COUNTED)		
JANET D. SIMMS. . . . .	2	66.67
BRIAN JOSEPH GREMAUD. . . . .	1	33.33
WRITE-IN. . . . .	0	
ALDERPERSON VINITA PARK WARD 2		
(Vote for ) 1		
(WITH 0 OF 4 COUNTED)		
WANDA FAIRLEY. . . . .	6	85.71
NANCY J. MEWES. . . . .	1	14.29
WRITE-IN. . . . .	0	
ALDERPERSON VINITA PARK WARD 3		
(Vote for ) 1		
(WITH 0 OF 4 COUNTED)		
TIMOTHY McGOVERN . . . . .	1	9.09
KIM WASHINGTON . . . . .	1	9.09
VERONICA CONNER . . . . .	3	27.27
MARCIETA D. REED . . . . .	6	54.55
WRITE-IN. . . . .	0	

ALDERPERSON WARSON WOODS WARD 1		
(Vote for ) 1		
(WITH 0 OF 1 COUNTED)		
JAMES (JIM) NEWMAN . . . . .	4	80.00
WRITE-IN. . . . .	1	20.00
ALDERPERSON WARSON WOODS WARD 2		
(Vote for ) 1		
(WITH 0 OF 1 COUNTED)		
GORDON W. GOSH. . . . .	3	100.00
WRITE-IN. . . . .	0	
ALDERPERSON WARSON WOODS WARD 3		
(Vote for ) 1		
(WITH 0 OF 1 COUNTED)		
CHARLES LUISETTI. . . . .	1	100.00
WRITE-IN. . . . .	0	
ALDERPERSON WARSON WOODS WARD 4		
(Vote for ) 1		
(WITH 0 OF 1 COUNTED)		
MARK F. WITTICH . . . . .	7	100.00
WRITE-IN. . . . .	0	
WEBSTER GROVES - PROPOSITION R		
**TAX - POLICE & FIREFIGHTERS PENSION**		
(Vote for ) 1		
(WITH 13 OF 13 COUNTED)		
YES . . . . .	3,372	64.49
NO. . . . .	1,857	35.51
COUNCIL MEMBER WELLSTON WARD 1		
(Vote for ) 1		
(WITH 0 OF 2 COUNTED)		
LATOYA SCOTT . . . . .	1	25.00
WRITE-IN. . . . .	3	75.00
COUNCIL MEMBER WELLSTON WARD 3		
(Vote for ) 1		
(WITH 0 OF 1 COUNTED)		
LINDA GARNER . . . . .	3	100.00
WRITE-IN. . . . .	0	
COUNCIL MEMBER WELLSTON WARD 5		
(Vote for ) 1		
(WITH 0 OF 1 COUNTED)		
GRACIE WHITE . . . . .	2	50.00
FARRAKHAN SHEGOG. . . . .	2	50.00
WRITE-IN. . . . .	0	
TRUSTEE WESTWOOD		
(Vote for ) 3		
(WITH 2 OF 2 COUNTED)		
ROBYN DEMOTT . . . . .	23	31.94
DOUG SCHUKAR . . . . .	25	34.72
SANDRA M. GANTT . . . . .	22	30.56
WRITE-IN. . . . .	2	2.78
TRUSTEE WILBUR PARK		
(Vote for ) 3		
(WITH 0 OF 1 COUNTED)		
NEAL VOHSEN . . . . .	1	16.67
JOSEPH E. WILHITE. . . . .	3	50.00
DAN KAESTNER . . . . .	2	33.33
WRITE-IN. . . . .	0	
COUNCIL MEMBER WILDWOOD WARD 1		
(Vote for ) 1		
(WITH 1 OF 5 COUNTED 20%)		
LARRY W. McGOWEN . . . . .	142	100.00
WRITE-IN. . . . .	0	
COUNCIL MEMBER WILDWOOD WARD 2		
(Vote for ) 1		
(WITH 2 OF 2 COUNTED)		
DON BARTONI . . . . .	580	97.15
WRITE-IN. . . . .	17	2.85
COUNCIL MEMBER WILDWOOD WARD 3		
(Vote for ) 1		

(WITH 1 OF 4 COUNTED 25%)		
SUE CULLINANE. . . . .	31	65.96
TAMMY SHEA. . . . .	15	31.91
WRITE-IN. . . . .	1	2.13
COUNCIL MEMBER WILDWOOD WARD 4		
(Vote for ) 1		
(WITH 1 OF 4 COUNTED 25%)		
KATIE DODWELL. . . . .	57	61.29
JEAN M. VEDVIG. . . . .	36	38.71
WRITE-IN. . . . .	0	
COUNCIL MEMBER WILDWOOD WARD 5		
(Vote for ) 1		
(WITH 2 OF 3 COUNTED 66.67%)		
DAVID BERTOLINO . . . . .	507	95.30
WRITE-IN. . . . .	25	4.70
COUNCIL MEMBER WILDWOOD WARD 6		
(Vote for ) 1		
(WITH 0 OF 6 COUNTED)		
GREG ALEXANDER . . . . .	14	100.00
WRITE-IN. . . . .	0	
COUNCIL MEMBER WILDWOOD WARD 7		
(Vote for ) 1		
(WITH 2 OF 3 COUNTED 66.67%)		
GREG STINE. . . . .	498	98.03
WRITE-IN. . . . .	10	1.97
COUNCIL MEMBER WILDWOOD WARD 8		
(Vote for ) 1		
(WITH 0 OF 4 COUNTED)		
JOE GARRITANO. . . . .	16	94.12
WRITE-IN. . . . .	1	5.88
MAYOR WINCHESTER		
(Vote for ) 1		
(WITH 0 OF 3 COUNTED)		
GAIL M. WINHAM. . . . .	11	91.67
WRITE-IN. . . . .	1	8.33
ALDERPERSON WINCHESTER WARD 1		
(Vote for ) 1		
(WITH 0 OF 2 COUNTED)		
MARIE BACH. . . . .	0	
WRITE-IN. . . . .	0	
ALDERPERSON WINCHESTER WARD 2		
(Vote for ) 1		
(WITH 0 OF 1 COUNTED)		
TONY DELUCA . . . . .	12	100.00
WRITE-IN. . . . .	0	
DIRECTOR BRENTWOOD SCHOOL DISTRICT		
(Vote for ) 3		
(WITH 6 OF 7 COUNTED 85.71%)		
KEITH RABENBERG . . . . .	841	20.50
DANNIELLE JOY DAVIS . . . . .	403	9.82
DANIEL BROUILLET . . . . .	765	18.65
LINDSAY M. SPENCER . . . . .	928	22.62
CINDY WATSON . . . . .	400	9.75
LOIS TRUMAN. . . . .	730	17.80
WRITE-IN. . . . .	35	.85
DIRECTOR FERGUSON REORGANIZED R-2 SCHOOL DISTRICT		
(Vote for ) 3		
(WITH 23 OF 46 COUNTED 50%)		
DONNA PAULETTE-THURMAN . . . . .	2,761	29.50
JESSICA PONDER. . . . .	2,279	24.35
RAYCHEL C. PROUDIE . . . . .	598	6.39
ROB CHABOT . . . . .	1,902	20.32
ROGER HINES. . . . .	1,016	10.86
DONNA M. DAMERON . . . . .	759	8.11
WRITE-IN. . . . .	44	.47
DIRECTOR HAZELWOOD SCHOOL DISTRICT		
(Vote for ) 3		
(WITH 41 OF 78 COUNTED 52.56%)		
BRENDA C. YOUNGBLOOD. . . . .	3,293	19.87
MARK J. BEHLMANN . . . . .	3,530	21.30

MARGO McNEIL . . . . .	3,614	21.81
ELIZABETH A. (BETSY) RACHEL . . . . .	2,946	17.78
MARCUS ALLEN . . . . .	2,195	13.24
BENTON CORNELL SMITH. . . . .	908	5.48
WRITE-IN. . . . .	87	.52

DIRECTOR SCHOOL DISTRICT OF JENNINGS

(Vote for ) 3  
(WITH 11 OF 17 COUNTED 64.71%)

JOHN SCHLERETH. . . . .	349	20.97
TERRY WILSON . . . . .	484	29.09
MIRANDA JONES . . . . .	538	32.33
PHYLLIS R. ANDERSON . . . . .	285	17.13
WRITE-IN. . . . .	8	.48

DIRECTOR KIRKWOOD SCHOOL DISTRICT R-7

(Vote for ) 3  
(WITH 14 OF 29 COUNTED 48.28%)

JULIE BACKER . . . . .	3,615	23.99
MICHAEL MANCINI . . . . .	1,644	10.91
ALLEN McCOY. . . . .	875	5.81
JENNIFER PANGBORN. . . . .	2,549	16.92
CHAD KAVANAUGH. . . . .	2,735	18.15
MARGARET BOYKO. . . . .	1,226	8.14
GREG ASHLEY. . . . .	1,867	12.39
JEFF BARRY . . . . .	475	3.15
WRITE-IN. . . . .	82	.54

KIRKWOOD SCHOOL DISTRICT R-7 - PROPOSITION K

\*\*TAX LEVY - DISTRICT SUPPORT\*\*  
(Vote for ) 1  
(WITH 14 OF 29 COUNTED 48.28%)

YES . . . . .	3,841	57.20
NO. . . . .	2,874	42.80

DIRECTOR SCHOOL DISTRICT OF THE CITY OF LADUE

(Vote for ) 3  
(WITH 7 OF 29 COUNTED 24.14%)

KISHA LEE . . . . .	319	13.63
ANDY BRESLER . . . . .	580	24.78
CAROLYN JAEGER. . . . .	552	23.58
CHRIS ZOELLNER. . . . .	145	6.19
LOLITA FLINN . . . . .	191	8.16
LESLIE T. TOLLIVER . . . . .	192	8.20
PATRICK COUGHLIN . . . . .	354	15.12
WRITE-IN. . . . .	8	.34

DIRECTOR LINDBERGH SCHOOLS

(Vote for ) 3  
(WITH 22 OF 43 COUNTED 51.16%)

CATHY CARLOCK LORENZ. . . . .	3,048	19.87
KATHLEEN (KATHY) KIENSTRA . . . . .	2,393	15.60
VICKI LORENZ ENGLUND. . . . .	2,288	14.91
CHRISTY WATZ . . . . .	2,286	14.90
DANIEL SAMPSON. . . . .	878	5.72
MATT ALONZO. . . . .	2,578	16.80
JENNIFER BIRD . . . . .	1,826	11.90
WRITE-IN. . . . .	45	.29

DIRECTOR LINDBERGH SCHOOLS (UNEXPIRED TERM)

(Vote for ) 1  
(WITH 22 OF 43 COUNTED 51.16%)

MARTHA DUCHILD. . . . .	2,246	42.43
MIKE SHAMIA. . . . .	3,024	57.12
WRITE-IN. . . . .	24	.45

DIRECTOR MEHLVILLE SCHOOL DISTRICT R-9

(Vote for ) 3  
(WITH 41 OF 47 COUNTED 87.23%)

EMMA (JEAN) PRETTO . . . . .	7,531	24.65
SAMANTHA STORMER . . . . .	8,212	26.88
PEGGY HASSLER . . . . .	8,879	29.06
MICHELLE POMMER . . . . .	5,771	18.89
WRITE-IN. . . . .	161	.53

DIRECTOR MERAMEC VALLEY R-III SCHOOL DISTRICT

(Vote for ) 3  
(WITH 3 OF 4 COUNTED 75%)

MATT E. TROWER. . . . .	9	33.33
TIM RICHARDSON. . . . .	6	22.22
SEAN D. BRINKER . . . . .	7	25.93

AUSTIN MYERS . . . . . 5 18.52  
 WRITE-IN. . . . . 0

MERAMEC VALLEY R-III SCHOOL DISTRICT - PROPOSITION K  
 \*\*BONDS - CAPITAL IMPROV (57.15% NEEDED)\*\*

(Vote for ) 1  
 (WITH 3 OF 4 COUNTED 75%)  
 YES . . . . . 11 64.71  
 NO. . . . . 6 35.29

NORMANDY SCHOOL DISTRICT - PROPOSITION N  
 \*\*BONDS - CAPITAL IMPROV (57.15% NEEDED)\*\*

(Vote for ) 1  
 (WITH 24 OF 58 COUNTED 41.38%)  
 YES . . . . . 1,793 68.20  
 NO. . . . . 836 31.80

DIRECTOR PARKWAY SCHOOL DISTRICT  
 (Vote for ) 3

(WITH 27 OF 125 COUNTED 21.60%)  
 ROBERT L. GORE. . . . . 576 5.12  
 ANNMARIE PUHAN. . . . . 869 7.73  
 CHRIS JACOB. . . . . 1,067 9.49  
 PETER N. MEISINGER . . . . . 541 4.81  
 DEBORAH A. (DEBBIE) HOPPER. . . . . 1,746 15.53  
 MATTHEW (MATT) ECKERLE . . . . . 1,037 9.22  
 KRISTY KLEIN DAVIS . . . . . 1,405 12.49  
 B. SOPHIA FORD-GLANTON . . . . . 1,225 10.89  
 ZACH GOLDFORD . . . . . 667 5.93  
 PHILIP A. OEHLERKING. . . . . 738 6.56  
 JEFF TODD . . . . . 1,341 11.93  
 WRITE-IN. . . . . 33 .29

PATTONVILLE R-3 SCHOOL DISTRICT - PROPOSITION K  
 \*\*BONDS - CAPITAL IMPROV (57.15% NEEDED)\*\*

(Vote for ) 1  
 (WITH 36 OF 49 COUNTED 73.47%)  
 YES . . . . . 3,700 78.64  
 NO. . . . . 1,005 21.36

DIRECTOR RITENOUR SCHOOL DISTRICT  
 (Vote for ) 3

(WITH 7 OF 42 COUNTED 16.67%)  
 BRAD THOMAS. . . . . 495 26.44  
 RUTH BELL GRECO . . . . . 555 29.65  
 PENNY DEGARDIN. . . . . 488 26.07  
 ORLANDO LEWIS, JR. . . . . 316 16.88  
 WRITE-IN. . . . . 18 .96

DIRECTOR RITENOUR SCHOOL DISTRICT (UNEXPIRED TERM)  
 (Vote for ) 2

(WITH 7 OF 42 COUNTED 16.67%)  
 SHIRLEY A. BURTON. . . . . 403 31.96  
 LISA GLOVER-JONES. . . . . 405 32.12  
 TOM DRENNAN. . . . . 443 35.13  
 WRITE-IN. . . . . 10 .79

DIRECTOR ROCKWOOD R-VI SCHOOL DISTRICT  
 (Vote for ) 3

(WITH 45 OF 101 COUNTED 44.55%)  
 LYNNE MIDYETT . . . . . 4,888 25.72  
 RANDY KIRK MILLER. . . . . 4,158 21.88  
 LEONARD KEITH KINDER. . . . . 4,875 25.65  
 TAMARA JO RHOMBERG . . . . . 3,065 16.13  
 SUDHIRKUMAR R. BRAHMBHATT . . . . . 1,900 10.00  
 WRITE-IN. . . . . 121 .64

ROCKWOOD R-VI SCHOOL DISTRICT - PROPOSITION T  
 \*\*BONDS - CAPITAL IMPROV (57.15% NEEDED)\*\*

(Vote for ) 1  
 (WITH 45 OF 101 COUNTED 44.55%)  
 YES . . . . . 6,501 68.09  
 NO. . . . . 3,046 31.91

DIRECTOR SCHOOL DISTRICT OF UNIVERSITY CITY  
 (Vote for ) 3

(WITH 8 OF 21 COUNTED 38.10%)  
 CHARLOTTE TATUM . . . . . 892 16.24  
 LISA BRENNER . . . . . 1,603 29.18  
 GEORGE LENARD . . . . . 1,182 21.51  
 DIARRA K. MORRIS . . . . . 476 8.66

CHELSEA ADDISON . . . . .	1,326	24.14
WRITE-IN. . . . .	15	.27
DIRECTOR VALLEY PARK SCHOOL DISTRICT		
(Vote for ) 3		
(WITH 0 OF 9 COUNTED)		
PETER TOBIN COATES . . . . .	33	18.23
JEREMY SCOTT PICKER . . . . .	21	11.60
DAVID FOWLER . . . . .	43	23.76
JEANINE SABATINO . . . . .	47	25.97
MIKE KEEHNAST . . . . .	35	19.34
WRITE-IN. . . . .	2	1.10
VALLEY PARK SCHOOL DISTRICT - PROPOSITION R		
**BONDS - CAPITAL IMPROV (57.15% NEEDED)**		
(Vote for ) 1		
(WITH 0 OF 9 COUNTED)		
YES . . . . .	60	72.29
NO. . . . .	23	27.71
DIRECTOR WEBSTER GROVES SCHOOL DISTRICT		
(Vote for ) 3		
(WITH 22 OF 27 COUNTED 81.48%)		
AMY CLENDENNEN. . . . .	3,717	24.65
JO BETH DOLL . . . . .	3,834	25.42
THOMAS (TOM) NEWPORT. . . . .	2,731	18.11
DAVID ADDISON . . . . .	2,947	19.54
MICHAEL J. ROSE . . . . .	1,745	11.57
WRITE-IN. . . . .	108	.72
TRUSTEE ST. LOUIS COMMUNITY COLLEGE #1 (UNEXPIRED TERM)		
(Vote for ) 1		
(WITH 173 OF 385 COUNTED 44.94%)		
MARCUS D. ADAMS . . . . .	2,341	11.29
DEREK R. NOVEL. . . . .	2,204	10.63
MARSHA J. BONDS . . . . .	2,586	12.47
THEO BROWN, SR. . . . .	1,909	9.20
KEVIN M. MARTIN . . . . .	3,742	18.04
CANDACE GARDNER . . . . .	3,175	15.31
MIRANDA AVANT-ELLIOTT . . . . .	1,905	9.18
VERONICA AVERY-MOODY. . . . .	1,551	7.48
O. DANIEL L. GRAY. . . . .	1,130	5.45
WRITE-IN. . . . .	200	.96
AFFTON FIRE DISTRICT - PROPOSITION A		
**TAX LEVY - DISTRICT SUPPORT**		
(Vote for ) 1		
(WITH 13 OF 27 COUNTED 48.15%)		
FOR THE PROPOSITION . . . . .	1,902	67.83
AGAINST THE PROPOSITION. . . . .	902	32.17
FENTON FIRE DISTRICT - PROPOSITION E		
**TAX LEVY - DISTRICT SUPPORT**		
(Vote for ) 1		
(WITH 1 OF 20 COUNTED 5%)		
YES . . . . .	347	56.06
NO. . . . .	272	43.94
DIRECTOR MARYLAND HEIGHTS FIRE DISTRICT		
(Vote for ) 1		
(WITH 14 OF 22 COUNTED 63.64%)		
BOB NICHOLS . . . . .	1,101	69.42
GENE T. WEISS . . . . .	479	30.20
WRITE-IN. . . . .	6	.38
DIRECTOR MEHLVILLE FIRE DISTRICT		
(Vote for ) 1		
(WITH 54 OF 67 COUNTED 80.60%)		
AARON HILMER . . . . .	8,921	53.12
JANE KOLB . . . . .	7,847	46.72
WRITE-IN. . . . .	27	.16
DIRECTOR MID-COUNTY FIRE DISTRICT		
(Vote for ) 1		
(WITH 0 OF 22 COUNTED)		
MICHAEL RUSH . . . . .	60	60.61
LAMANDA GOODRICH. . . . .	39	39.39
WRITE-IN. . . . .	0	
METRO-NORTH FIRE DISTRICT - PROPOSITION P		
**TAX LEVY - DISTRICT SUPPORT**		

(Vote for ) 1  
(WITH 3 OF 17 COUNTED 17.65%)  
YES . . . . . 242 69.94  
NO. . . . . 104 30.06

DIRECTOR NORTHEAST AMBULANCE AND FIRE DISTRICT  
(Vote for ) 1  
(WITH 27 OF 40 COUNTED 67.50%)  
DUANE H. MOORE. . . . . 1,969 70.45  
KRIS BOEVINGLOH . . . . . 821 29.37  
WRITE-IN. . . . . 5 .18

DIRECTOR PACIFIC FIRE DISTRICT  
(Vote for ) 1  
(WITH 1 OF 1 COUNTED)  
KEN M. QUENNOZ, SR. . . . . 0  
STEPHEN PAUL WOODRUFF . . . . . 1 100.00  
WRITE-IN. . . . . 0

DIRECTOR RIVERVIEW FIRE DISTRICT  
(Vote for ) 1  
(WITH 8 OF 30 COUNTED 26.67%)  
RICHIE TIBERGHEN . . . . . 385 41.00  
THEO BROWN, SR. . . . . 431 45.90  
NORVEL PARO . . . . . 119 12.67  
WRITE-IN. . . . . 4 .43

DIRECTOR ROBERTSON FIRE DISTRICT  
(Vote for ) 1  
(WITH 9 OF 9 COUNTED)  
JOAN NOEL . . . . . 321 86.99  
BEN DEGROAT . . . . . 48 13.01  
WRITE-IN. . . . . 0

DIRECTOR SPANISH LAKE FIRE DISTRICT  
(Vote for ) 1  
(WITH 0 OF 7 COUNTED)  
LOU CUNNINGHAM . . . . . 101 71.63  
KHALIL ABDUL MUMIN . . . . . 40 28.37  
WRITE-IN. . . . . 0

DIRECTOR VALLEY PARK FIRE DISTRICT  
(Vote for ) 1  
(WITH 0 OF 16 COUNTED)  
KAREN VALDEZ . . . . . 72 53.33  
DANIEL WILBURN . . . . . 63 46.67  
WRITE-IN. . . . . 0

DIRECTOR VALLEY PARK FIRE DISTRICT (UNEXPIRED TERM)  
(Vote for ) 1  
(WITH 0 OF 16 COUNTED)  
SHERI SCHMITT. . . . . 78 59.54  
BEN HELTON. . . . . 36 27.48  
CHARLES KUCHAR . . . . . 17 12.98  
WRITE-IN. . . . . 0

SUMMARY REPORT  
 RUN DATE:04/04/17  
 RUN TIME:08:36 PM

GENERAL MUNICIPAL ELECTION  
 ST. LOUIS COUNTY, MISSOURI  
 TUESDAY, APRIL 4, 2017

UNOFFICIAL RESULTS

	VOTES	PERCENT
PRECINCTS COUNTED (OF 822) . . . . .	46	5.60
REGISTERED VOTERS - TOTAL . . . . .	703,245	
BALLOTS CAST - TOTAL . . . . .	23,057	
VOTER TURNOUT - TOTAL . . . . .		3.28
ST. LOUIS COUNTY - PROPOSITION P		
**SALES TAX - POLICE & PUBLIC SAFETY**		
(Vote for ) 1		
(WITH 46 OF 822 COUNTED 5.60%)		
YES . . . . .	14,289	62.59
NO. . . . .	8,542	37.41
MAYOR BALLWIN		
(Vote for ) 1		
(WITH 0 OF 30 COUNTED)		
TIM POGUE . . . . .	203	98.54
WRITE-IN. . . . .	3	1.46
ALDERPERSON BALLWIN WARD 1		
(Vote for ) 1		
(WITH 0 OF 6 COUNTED)		
JIMMY TERBROCK . . . . .	41	95.35
WRITE-IN. . . . .	2	4.65
ALDERPERSON BALLWIN WARD 2		
(Vote for ) 1		
(WITH 0 OF 7 COUNTED)		
MARK R. STALLMANN. . . . .	41	100.00
WRITE-IN. . . . .	0	
ALDERPERSON BALLWIN WARD 3		
(Vote for ) 1		
(WITH 0 OF 9 COUNTED)		
JIM LEAHY . . . . .	77	100.00
WRITE-IN. . . . .	0	
ALDERPERSON BALLWIN WARD 4		
(Vote for ) 1		
(WITH 0 OF 8 COUNTED)		
ROSS BULLINGTON . . . . .	20	47.62
BRANT HARBER . . . . .	11	26.19
TERICA DONNELLY . . . . .	11	26.19
WRITE-IN. . . . .	0	
ALDERMEN BEL NOR WARD 1		
(Vote for ) 1		
(WITH 0 OF 1 COUNTED)		
CHARLEE McBRIDE . . . . .	10	100.00
WRITE-IN. . . . .	0	
ALDERMEN BEL NOR WARD 2		
(Vote for ) 1		
(WITH 0 OF 1 COUNTED)		
JAN NELSON . . . . .	13	100.00
WRITE-IN. . . . .	0	
ALDERMEN BEL-RIDGE WARD 1		
(Vote for ) 1		
(WITH 0 OF 1 COUNTED)		
CATHERINE (CATHY) RAGLAND . . . . .	1	33.33
KAREN NELSON . . . . .	2	66.67
WRITE-IN. . . . .	0	
ALDERMEN BEL-RIDGE WARD 2		
(Vote for ) 1		
(WITH 0 OF 1 COUNTED)		
REGINALD BROWN. . . . .	0	
JEROME C. ROBINSON . . . . .	6	100.00
WRITE-IN. . . . .	0	
ALDERMEN BEL-RIDGE WARD 3		
(Vote for ) 1		
(WITH 0 OF 2 COUNTED)		
ROBBIN R. RUSSELL. . . . .	5	71.43



GORDON C. BROCK . . . . .	2	28.57
WRITE-IN. . . . .	0	
ALDERPERSON BELLA VILLA WARD 1		
(Vote for ) 1		
(WITH 0 OF 1 COUNTED)		
JOHN FRANKLIN. . . . .	3	100.00
WRITE-IN. . . . .	0	
ALDERPERSON BELLA VILLA WARD 2		
(Vote for ) 1		
(WITH 0 OF 1 COUNTED)		
CINDY SCHWEGMANN. . . . .	2	100.00
WRITE-IN. . . . .	0	
ALDERPERSON BELLA VILLA WARD 3		
(Vote for ) 1		
(WITH 0 OF 1 COUNTED)		
MARY KAREN SIKORSKI . . . . .	1	100.00
WRITE-IN. . . . .	0	
BELLA VILLA - PROPOSITION A		
**FORGO ANNUAL ELECTIONS**		
(Vote for ) 1		
(WITH 0 OF 3 COUNTED)		
YES . . . . .	4	57.14
NO. . . . .	3	42.86
ALDERMEN BELLERIVE ACRES		
(Vote for ) 2		
(WITH 0 OF 1 COUNTED)		
TOM KIELY . . . . .	4	36.36
NANCY M. HARTMAN . . . . .	3	27.27
CHERYL MILTON ROBERTS . . . . .	4	36.36
WRITE-IN. . . . .	0	
MAYOR BEVERLY HILLS		
(Vote for ) 1		
(WITH 0 OF 2 COUNTED)		
BRIAN K. JACKSON . . . . .	5	83.33
WRITE-IN. . . . .	1	16.67
ALDERPERSON BEVERLY HILLS WARD 1		
(Vote for ) 1		
(WITH 0 OF 1 COUNTED)		
MARY PATTERSON . . . . .	2	66.67
WRITE-IN. . . . .	1	33.33
ALDERPERSON BEVERLY HILLS WARD 2		
(Vote for ) 1		
(WITH 0 OF 1 COUNTED)		
ROBERTA OUSLEY . . . . .	3	100.00
WRITE-IN. . . . .	0	
TREASURER BLACK JACK		
(Vote for ) 1		
(WITH 0 OF 6 COUNTED)		
ANN L. WRIGHT . . . . .	103	98.10
WRITE-IN. . . . .	2	1.90
COUNCIL MEMBER BLACK JACK WARD 1		
(Vote for ) 1		
(WITH 0 OF 1 COUNTED)		
RICK STEIGERWALD. . . . .	15	60.00
VERONICA PATTON . . . . .	10	40.00
WRITE-IN. . . . .	0	
COUNCIL MEMBER BLACK JACK WARD 2		
(Vote for ) 1		
(WITH 0 OF 2 COUNTED)		
CARMEN WATKINS-AUSTELL. . . . .	33	97.06
WRITE-IN. . . . .	1	2.94
COUNCIL MEMBER BLACK JACK WARD 3		
(Vote for ) 1		
(WITH 0 OF 1 COUNTED)		
LEO SIMMONS . . . . .	4	20.00
ABDURAQEEB (AJ) WHITE . . . . .	7	35.00
ARLENE V. McCLENDON . . . . .	9	45.00
WRITE-IN. . . . .	0	

COUNCIL MEMBER BLACK JACK WARD 4		
(Vote for )	1	
(WITH 0 OF 2 COUNTED)		
RODNEY C. GRADY . . . . .	13	54.17
RONALD POINTER . . . . .	8	33.33
MICHAEL E. STARKS, SR. . . . .	3	12.50
WRITE-IN. . . . .	0	
COUNCIL MEMBER BRECKENRIDGE HILLS WARD 1		
(Vote for )	1	
(WITH 0 OF 1 COUNTED)		
KEN SIMPSON . . . . .	6	85.71
WRITE-IN. . . . .	1	14.29
COUNCIL MEMBER BRECKENRIDGE HILLS WARD 2		
(Vote for )	1	
(WITH 0 OF 1 COUNTED)		
DONALD CATLIN, JR. . . . .	5	71.43
CAMERON JOHNSON . . . . .	2	28.57
WRITE-IN. . . . .	0	
COUNCIL MEMBER BRECKENRIDGE HILLS WARD 3		
(Vote for )	1	
(WITH 0 OF 1 COUNTED)		
GEORGE BEEMAN. . . . .	5	100.00
WRITE-IN. . . . .	0	
COUNCIL MEMBER BRECKENRIDGE HILLS WARD 4		
(Vote for )	1	
(WITH 0 OF 1 COUNTED)		
SHERYL GLADNEY . . . . .	2	100.00
SHANE PELLERIN . . . . .	0	
WRITE-IN. . . . .	0	
MAYOR BRENTWOOD		
(Vote for )	1	
(WITH 5 OF 6 COUNTED 83.33%)		
CHRISTOPHER A. THORNTON. . . . .	818	54.42
BARBARA B. CLEMENTS . . . . .	671	44.64
WRITE-IN. . . . .	14	.93
MUNICIPAL JUDGE BRENTWOOD		
(Vote for )	1	
(WITH 5 OF 6 COUNTED 83.33%)		
PATRICK DIGNAM . . . . .	1,226	98.16
WRITE-IN. . . . .	23	1.84
ALDERPERSON BRENTWOOD WARD 1		
(Vote for )	1	
(WITH 1 OF 2 COUNTED 50%)		
DAVID PLUFKA . . . . .	320	95.52
WRITE-IN. . . . .	15	4.48
ALDERPERSON BRENTWOOD WARD 2		
(Vote for )	1	
(WITH 1 OF 1 COUNTED)		
BRANDON WEGGE. . . . .	351	98.04
WRITE-IN. . . . .	7	1.96
ALDERPERSON BRENTWOOD WARD 3		
(Vote for )	1	
(WITH 2 OF 2 COUNTED)		
STEVE LOCHMOELLER . . . . .	382	98.20
WRITE-IN. . . . .	7	1.80
ALDERPERSON BRENTWOOD WARD 4		
(Vote for )	1	
(WITH 1 OF 1 COUNTED)		
THOMAS KRAMER. . . . .	230	95.83
WRITE-IN. . . . .	10	4.17
MUNICIPAL JUDGE BRIDGETON		
(Vote for )	1	
(WITH 0 OF 20 COUNTED)		
JOSEPH W. LARREW . . . . .	105	100.00
WRITE-IN. . . . .	0	
COUNCIL MEMBER BRIDGETON WARD 1		
(Vote for )	1	
(WITH 0 OF 6 COUNTED)		
ROBERT R. (BOB) SAETTELE . . . . .	10	100.00

WRITE-IN. . . . .	0	
COUNCIL MEMBER BRIDGETON WARD 2		
(Vote for ) 1		
(WITH 0 OF 4 COUNTED)		
JERRY GRIMMER. . . . .	37	100.00
WRITE-IN. . . . .	0	
COUNCIL MEMBER BRIDGETON WARD 3		
(Vote for ) 1		
(WITH 0 OF 6 COUNTED)		
FERD FETSCH . . . . .	26	100.00
WRITE-IN. . . . .	0	
COUNCIL MEMBER BRIDGETON WARD 4		
(Vote for ) 1		
(WITH 0 OF 4 COUNTED)		
JONI NORRIS . . . . .	36	100.00
WRITE-IN. . . . .	0	
MAYOR CALVERTON PARK		
(Vote for ) 1		
(WITH 0 OF 2 COUNTED)		
JAMES A. PAUNOVICH . . . . .	2	100.00
WRITE-IN. . . . .	0	
ALDERMEN CALVERTON PARK WARD 1		
(Vote for ) 1		
(WITH 0 OF 1 COUNTED)		
TANDRA McWRIGHT . . . . .	2	100.00
WRITE-IN. . . . .	0	
ALDERMEN CALVERTON PARK WARD 2		
(Vote for ) 1		
(WITH 0 OF 1 COUNTED)		
LESLIE FOGARTY. . . . .	0	
WRITE-IN. . . . .	0	
TRUSTEE CHAMP		
(Vote for ) 5		
(WITH 0 OF 1 COUNTED)		
J. SCOTT FOWLER . . . . .	0	
KENNETH A. LAMAAR. . . . .	0	
JAMES J. GERLING . . . . .	0	
CLINTON DAVID HOOKER. . . . .	0	
KATHERINE JEAN HOOKER . . . . .	0	
WRITE-IN. . . . .	0	
MAYOR CHARLACK		
(Vote for ) 1		
(WITH 0 OF 3 COUNTED)		
MARK CHAMBERLAIN. . . . .	4	100.00
WRITE-IN. . . . .	0	
ALDERPERSON CHARLACK WARD 1		
(Vote for ) 1		
(WITH 0 OF 2 COUNTED)		
ROBERT (BOB) TERRY . . . . .	1	100.00
WRITE-IN. . . . .	0	
ALDERPERSON CHARLACK WARD 2		
(Vote for ) 1		
(WITH 0 OF 1 COUNTED)		
NO CANDIDATE FILED . . . . .	0	
WRITE-IN. . . . .	0	
CHARLACK - PROPOSITION A		
**BUSINESS LICENSE FEE**		
(Vote for ) 1		
(WITH 0 OF 3 COUNTED)		
YES . . . . .	3	75.00
NO. . . . .	1	25.00
MAYOR CHESTERFIELD		
(Vote for ) 1		
(WITH 0 OF 33 COUNTED)		
BOB NATION. . . . .	328	64.57
RANDY LOGAN . . . . .	179	35.24
WRITE-IN. . . . .	1	.20
COUNCIL MEMBER CHESTERFIELD WARD 1		

(Vote for ) 1		
(WITH 0 OF 7 COUNTED)		
BARBARA McGUINNESS . . . . .	147	100.00
WRITE-IN. . . . .	0	
COUNCIL MEMBER CHESTERFIELD WARD 2		
(Vote for ) 1		
(WITH 0 OF 7 COUNTED)		
BEN KUMAR KEATHLEY . . . . .	28	28.87
AARON WAHL . . . . .	35	36.08
RYAN C. MIANO . . . . .	11	11.34
CHRISTOPHER C. NATSCH . . . . .	23	23.71
WRITE-IN. . . . .	0	
COUNCIL MEMBER CHESTERFIELD WARD 3		
(Vote for ) 1		
(WITH 0 OF 10 COUNTED)		
DAN HURT . . . . .	101	96.19
WRITE-IN. . . . .	4	3.81
COUNCIL MEMBER CHESTERFIELD WARD 4		
(Vote for ) 1		
(WITH 0 OF 9 COUNTED)		
MATTHEW J. WHITE . . . . .	15	17.05
NATHAN ROACH . . . . .	36	40.91
MICHELLE OHLEY. . . . .	36	40.91
WRITE-IN. . . . .	1	1.14
ALDERPERSON CLARKSON VALLEY WARD 1		
(Vote for ) 1		
(WITH 0 OF 1 COUNTED)		
JAMES F. MEYER. . . . .	8	72.73
BERNARD A. SQUITIERI. . . . .	3	27.27
WRITE-IN. . . . .	0	
ALDERPERSON CLARKSON VALLEY WARD 2		
(Vote for ) 1		
(WITH 0 OF 1 COUNTED)		
HONORA SCHILLER . . . . .	2	100.00
WRITE-IN. . . . .	0	
ALDERPERSON CLARKSON VALLEY WARD 3		
(Vote for ) 1		
(WITH 0 OF 1 COUNTED)		
F. SCOTT SCHULTZ . . . . .	3	75.00
WRITE-IN. . . . .	1	25.00
ALDERPERSON CLAYTON WARD 1		
(Vote for ) 1		
(WITH 0 OF 3 COUNTED)		
RICHARD LINTZ. . . . .	8	100.00
WRITE-IN. . . . .	0	
ALDERPERSON CLAYTON WARD 2		
(Vote for ) 1		
(WITH 0 OF 4 COUNTED)		
MICHELLE HARRIS . . . . .	11	68.75
WRITE-IN. . . . .	5	31.25
ALDERPERSON CLAYTON WARD 3		
(Vote for ) 1		
(WITH 0 OF 4 COUNTED)		
MARK WININGS . . . . .	35	61.40
JUSTIN PERRYMAN . . . . .	22	38.60
WRITE-IN. . . . .	0	
ALDERPERSON COOL VALLEY WARD 1		
(Vote for ) 1		
(WITH 0 OF 1 COUNTED)		
DON JOHNSON . . . . .	8	100.00
WRITE-IN. . . . .	0	
ALDERPERSON COOL VALLEY WARD 2		
(Vote for ) 1		
(WITH 0 OF 1 COUNTED)		
ALVIN ROBINSON . . . . .	2	100.00
WRITE-IN. . . . .	0	
TRUSTEE COUNTRY LIFE ACRES		
(Vote for ) 3		
(WITH 0 OF 1 COUNTED)		

JAMES GIARDINA . . . . .	0	
TIMOTHY D. CLARK . . . . .	0	
SUSAN C. HOLMES . . . . .	0	
WRITE-IN. . . . .	0	
MAYOR CRESTWOOD		
(Vote for ) 1		
(WITH 0 OF 8 COUNTED)		
GREGG ROBY. . . . .	144	91.72
WRITE-IN. . . . .	13	8.28
CRESTWOOD - PROPOSITION C		
**TAX LEVY - GENERAL REVENUE**		
(Vote for ) 1		
(WITH 0 OF 8 COUNTED)		
YES . . . . .	97	51.87
NO. . . . .	90	48.13
COUNCIL MEMBER CREVE COEUR WARD 1		
(Vote for ) 1		
(WITH 0 OF 5 COUNTED)		
ALEXIS TRAVERS. . . . .	29	96.67
WRITE-IN. . . . .	1	3.33
COUNCIL MEMBER CREVE COEUR WARD 2		
(Vote for ) 1		
(WITH 0 OF 6 COUNTED)		
ELLEN LAWRENCE. . . . .	50	100.00
WRITE-IN. . . . .	0	
COUNCIL MEMBER CREVE COEUR WARD 3		
(Vote for ) 1		
(WITH 0 OF 4 COUNTED)		
CHARLOTTE D'ALFONSO . . . . .	21	100.00
WRITE-IN. . . . .	0	
COUNCIL MEMBER CREVE COEUR WARD 4		
(Vote for ) 1		
(WITH 0 OF 4 COUNTED)		
SCOTT SAUNDERS . . . . .	28	93.33
WRITE-IN. . . . .	2	6.67
ALDERPERSON CRYSTAL LAKE PARK WARD 1		
(Vote for ) 1		
(WITH 0 OF 1 COUNTED)		
NANCY BROOKS . . . . .	3	100.00
WRITE-IN. . . . .	0	
ALDERPERSON CRYSTAL LAKE PARK WARD 2		
(Vote for ) 1		
(WITH 0 OF 1 COUNTED)		
DENNIS A. NAHNSEN. . . . .	3	100.00
WRITE-IN. . . . .	0	
MAYOR DELLWOOD		
(Vote for ) 1		
(WITH 0 OF 8 COUNTED)		
REGGIE JONES . . . . .	51	96.23
WRITE-IN. . . . .	2	3.77
ALDERPERSON DELLWOOD WARD 1		
(Vote for ) 1		
(WITH 0 OF 2 COUNTED)		
LAMONT WILLIAMS . . . . .	13	92.86
WRITE-IN. . . . .	1	7.14
ALDERPERSON DELLWOOD WARD 2		
(Vote for ) 1		
(WITH 0 OF 1 COUNTED)		
KENNETH ROBINSON. . . . .	7	100.00
WRITE-IN. . . . .	0	
ALDERPERSON DELLWOOD WARD 3		
(Vote for ) 1		
(WITH 0 OF 2 COUNTED)		
ANJANEE' (ANN) WILKINS. . . . .	9	60.00
TEONA McGHAW-BOURE' . . . . .	6	40.00
WRITE-IN. . . . .	0	
ALDERPERSON DELLWOOD WARD 4		
(Vote for ) 1		

(WITH 0 OF 3 COUNTED)		
SHANON HOLT . . . . .	15	100.00
WRITE-IN. . . . .	0	
DELLWOOD - PROPOSITION E		
**ELIMINATE ELECTED COLLECTOR**		
(Vote for ) 1		
(WITH 0 OF 8 COUNTED)		
YES . . . . .	34	58.62
NO. . . . .	24	41.38
MUNICIPAL JUDGE DES PERES		
(Vote for ) 1		
(WITH 0 OF 7 COUNTED)		
CHUCK BILLINGS . . . . .	72	63.72
MARK R. BAHN . . . . .	40	35.40
WRITE-IN. . . . .	1	.88
ALDERMAN DES PERES WARD 1		
(Vote for ) 1		
(WITH 0 OF 2 COUNTED)		
JANE LANGA. . . . .	25	45.45
BENJAMIN J. SANSONE . . . . .	30	54.55
WRITE-IN. . . . .	0	
ALDERMAN DES PERES WARD 2		
(Vote for ) 1		
(WITH 0 OF 2 COUNTED)		
JIM KLEINSCHMIDT. . . . .	16	69.57
CHRIS JONES . . . . .	7	30.43
WRITE-IN. . . . .	0	
ALDERMAN DES PERES WARD 3		
(Vote for ) 1		
(WITH 0 OF 3 COUNTED)		
SEAN P. CONCAGH . . . . .	30	100.00
WRITE-IN. . . . .	0	
MAYOR EDMUNDSON		
(Vote for ) 1		
(WITH 0 OF 2 COUNTED)		
JOHN GWALTNEY. . . . .	4	100.00
WRITE-IN. . . . .	0	
ALDERPERSON EDMUNDSON WARD 1		
(Vote for ) 1		
(WITH 0 OF 1 COUNTED)		
ADELE M.V. CROWN . . . . .	2	100.00
GEORGE ACOSTA, II . . . . .	0	
WRITE-IN. . . . .	0	
ALDERPERSON EDMUNDSON WARD 2		
(Vote for ) 1		
(WITH 0 OF 1 COUNTED)		
TONY MIKULUS . . . . .	3	100.00
WRITE-IN. . . . .	0	
COUNCIL MEMBER ELLISVILLE DISTRICT 1		
(Vote for ) 1		
(WITH 0 OF 5 COUNTED)		
GARY VOSS . . . . .	51	100.00
WRITE-IN. . . . .	0	
COUNCIL MEMBER ELLISVILLE DISTRICT 2		
(Vote for ) 1		
(WITH 0 OF 4 COUNTED)		
KEN NEWHOUSE . . . . .	17	68.00
MICK CAHILL . . . . .	8	32.00
WRITE-IN. . . . .	0	
COUNCIL MEMBER ELLISVILLE DISTRICT 3		
(Vote for ) 1		
(WITH 0 OF 3 COUNTED)		
MIKE ROEMERMAN . . . . .	4	13.79
CYNTHIA (CINDY) POOL . . . . .	18	62.07
SUZANNE GUNDLACH. . . . .	7	24.14
WRITE-IN. . . . .	0	
MARSHAL EUREKA		
(Vote for ) 1		
(WITH 0 OF 6 COUNTED)		

MICHAEL A. WIEGAND . . . . .	50	100.00
WRITE-IN. . . . .	0	
ALDERPERSON EUREKA WARD 1		
(Vote for ) 1		
(WITH 0 OF 2 COUNTED)		
WES SIR. . . . .	23	100.00
WRITE-IN. . . . .	0	
ALDERPERSON EUREKA WARD 2		
(Vote for ) 1		
(WITH 0 OF 2 COUNTED)		
BRYAN KIEFER . . . . .	6	42.86
CARLEEN MURRAY . . . . .	6	42.86
WRITE-IN. . . . .	2	14.29
ALDERPERSON EUREKA WARD 3		
(Vote for ) 1		
(WITH 0 OF 2 COUNTED)		
SHANNON BRITT. . . . .	10	76.92
STEVE GRZYB . . . . .	3	23.08
WRITE-IN. . . . .	0	
MAYOR FENTON		
(Vote for ) 1		
(WITH 0 OF 6 COUNTED)		
JOE MAURATH . . . . .	35	53.85
JOSH VOYLES . . . . .	30	46.15
WRITE-IN. . . . .	0	
ALDERPERSON FENTON WARD 1		
(Vote for ) 1		
(WITH 0 OF 1 COUNTED)		
ANDREW SOBEY, JR. . . . .	16	80.00
MIKE JONES. . . . .	4	20.00
WRITE-IN. . . . .	0	
ALDERPERSON FENTON WARD 2		
(Vote for ) 1		
(WITH 0 OF 2 COUNTED)		
GARY SIEBERT . . . . .	10	43.48
GREG HEFELE . . . . .	13	56.52
WRITE-IN. . . . .	0	
ALDERPERSON FENTON WARD 3		
(Vote for ) 1		
(WITH 0 OF 2 COUNTED)		
CHRIS CLAUSS . . . . .	3	60.00
DARLYS PRESLAR . . . . .	2	40.00
WRITE-IN. . . . .	0	
ALDERPERSON FENTON WARD 4		
(Vote for ) 1		
(WITH 0 OF 1 COUNTED)		
JAMES MAULLER. . . . .	10	66.67
VERA J. GLICK . . . . .	5	33.33
WRITE-IN. . . . .	0	
MAYOR FERGUSON		
(Vote for ) 1		
(WITH 0 OF 13 COUNTED)		
ELLA JONES. . . . .	108	47.79
JAMES W. KNOWLES, III . . . . .	118	52.21
WRITE-IN. . . . .	0	
FERGUSON - PROPOSITION A		
**CITY CHARTER - POLICE VIDEO SYSTEMS**		
(Vote for ) 1		
(WITH 0 OF 13 COUNTED)		
YES . . . . .	201	85.90
NO. . . . .	33	14.10
MAYOR FLORDELL HILLS		
(Vote for ) 1		
(WITH 0 OF 2 COUNTED)		
JOSEPH R. NOETH . . . . .	7	100.00
WRITE-IN. . . . .	0	
ALDERPERSON FLORDELL HILLS WARD 1		
(Vote for ) 1		
(WITH 0 OF 1 COUNTED)		

DEBBIE ANN DAVIS . . . . .	4	66.67
ARTHUR C. HAMILTON . . . . .	0	
KIMBERLY R. CAMPBELL-DUSSOLD . . . . .	2	33.33
WRITE-IN. . . . .	0	
ALDERPERSON FLORDELL HILLS WARD 2		
(Vote for ) 1		
(WITH 0 OF 1 COUNTED)		
DARREL VAUGHT . . . . .	4	100.00
WRITE-IN. . . . .	0	
COUNCIL MEMBER FLORISSANT WARD 2		
(Vote for ) 1		
(WITH 0 OF 5 COUNTED)		
TIM JONES . . . . .	37	92.50
WRITE-IN. . . . .	3	7.50
COUNCIL MEMBER FLORISSANT WARD 4		
(Vote for ) 1		
(WITH 0 OF 4 COUNTED)		
JEFF CAPUTA . . . . .	43	87.76
WRITE-IN. . . . .	6	12.24
COUNCIL MEMBER FLORISSANT WARD 6		
(Vote for ) 1		
(WITH 0 OF 4 COUNTED)		
GERARD J. HENKE . . . . .	69	93.24
WRITE-IN. . . . .	5	6.76
COUNCIL MEMBER FLORISSANT WARD 8		
(Vote for ) 1		
(WITH 0 OF 4 COUNTED)		
MARK SCHMIDT . . . . .	25	47.17
ROBERT PARSON, JR. . . . .	28	52.83
WRITE-IN. . . . .	0	
MAYOR FRONTENAC		
(Vote for ) 1		
(WITH 0 OF 4 COUNTED)		
KATE HATFIELD. . . . .	38	63.33
MARGOT M. MARTIN . . . . .	22	36.67
WRITE-IN. . . . .	0	
ALDERPERSON FRONTENAC WARD 1		
(Vote for ) 1		
(WITH 0 OF 2 COUNTED)		
MICHAEL MARGRAF . . . . .	5	41.67
(DANIEL F.) DAN KEMPER. . . . .	7	58.33
WRITE-IN. . . . .	0	
ALDERPERSON FRONTENAC WARD 2		
(Vote for ) 1		
(WITH 0 OF 1 COUNTED)		
NALINI S. MAHADEVAN . . . . .	12	100.00
WRITE-IN. . . . .	0	
ALDERPERSON FRONTENAC WARD 3		
(Vote for ) 1		
(WITH 0 OF 1 COUNTED)		
TOM O'BRIEN . . . . .	23	100.00
WRITE-IN. . . . .	0	
TRUSTEE GLEN ECHO PARK		
(Vote for ) 3		
(WITH 0 OF 1 COUNTED)		
WARREN L. PAUL, JR. . . . .	1	33.33
LEROY JACKSON. . . . .	1	33.33
DAN I. WILLIAMS . . . . .	1	33.33
WRITE-IN. . . . .	0	
MAYOR GLENDALE		
(Vote for ) 1		
(WITH 0 OF 6 COUNTED)		
RICHARD J. MAGEE . . . . .	84	98.82
WRITE-IN. . . . .	1	1.18
ALDERPERSON GLENDALE WARD 1		
(Vote for ) 1		
(WITH 0 OF 2 COUNTED)		
PAUL E. ROETTGER . . . . .	30	100.00
WRITE-IN. . . . .	0	



ALDERPERSON GLENDALE WARD 2		
(Vote for ) 1		
(WITH 0 OF 2 COUNTED)		
MICHAEL J. BAUGUS. . . . .	22	100.00
WRITE-IN. . . . .	0	
ALDERPERSON GLENDALE WARD 3		
(Vote for ) 1		
(WITH 0 OF 2 COUNTED)		
JOHN J. SCHUSTER . . . . .	25	100.00
WRITE-IN. . . . .	0	
ALDERPERSON-AT-LARGE GREENDALE		
(Vote for ) 2		
(WITH 0 OF 1 COUNTED)		
ALEXANDER (ALEX) HERMAN . . . . .	9	34.62
DORIS TROJCAK. . . . .	14	53.85
AARIN BOOKER . . . . .	3	11.54
WRITE-IN. . . . .	0	
MAYOR GREEN PARK		
(Vote for ) 1		
(WITH 0 OF 5 COUNTED)		
TONY POUSOSA . . . . .	18	34.62
BOB REINAGEL . . . . .	32	61.54
WRITE-IN. . . . .	2	3.85
ALDERPERSON GREEN PARK WARD 1		
(Vote for ) 1		
(WITH 0 OF 2 COUNTED)		
MICHAEL BROUGHTON . . . . .	11	91.67
WRITE-IN. . . . .	1	8.33
ALDERPERSON GREEN PARK WARD 2		
(Vote for ) 1		
(WITH 0 OF 2 COUNTED)		
TIM THUSTON . . . . .	10	100.00
WRITE-IN. . . . .	0	
ALDERPERSON GREEN PARK WARD 3		
(Vote for ) 1		
(WITH 0 OF 1 COUNTED)		
JOE MONTELEONE . . . . .	23	95.83
WRITE-IN. . . . .	1	4.17
TRUSTEE HANLEY HILLS		
(Vote for ) 5		
(WITH 0 OF 1 COUNTED)		
MIA A. SHIELDS. . . . .	7	13.21
STANLEY B. TAYLOR. . . . .	8	15.09
JULIA A. BOWEN. . . . .	8	15.09
DIANA M. WHITE. . . . .	11	20.75
LAMANDA GOODRICH. . . . .	3	5.66
GREGORY L. ROBINSON . . . . .	7	13.21
BETTYE A. MITCHELL . . . . .	7	13.21
WRITE-IN. . . . .	2	3.77
TRUSTEE HANLEY HILLS (UNEXPIRED TERM)		
(Vote for ) 1		
(WITH 0 OF 1 COUNTED)		
NO CANDIDATE FILED . . . . .	0	
WRITE-IN. . . . .	4	100.00
COUNCIL MEMBER HAZELWOOD WARD 2		
(Vote for ) 1		
(WITH 0 OF 4 COUNTED)		
BOB AUBUCHON . . . . .	13	100.00
WRITE-IN. . . . .	0	
COUNCIL MEMBER HAZELWOOD WARD 4		
(Vote for ) 1		
(WITH 0 OF 2 COUNTED)		
BOB PARKIN. . . . .	8	100.00
WRITE-IN. . . . .	0	
COUNCIL MEMBER HAZELWOOD WARD 6		
(Vote for ) 1		
(WITH 0 OF 2 COUNTED)		
WARREN (BUTCH) TAYLOR . . . . .	9	100.00
WRITE-IN. . . . .	0	

COUNCIL MEMBER HAZELWOOD WARD 8		
(Vote for ) 1		
(WITH 0 OF 3 COUNTED)		
MARY G. SINGLETON. . . . .	30	96.77
WRITE-IN. . . . .	1	3.23
TRUSTEE HILLSDALE		
(Vote for ) 2		
(WITH 0 OF 1 COUNTED)		
WILLIE J. THOMAS . . . . .	2	100.00
BENARD ERVIN . . . . .	0	
WRITE-IN. . . . .	0	
HILLSDALE - PROPOSITION B		
**OUT OF STATE TAX - CONTINUATION**		
(Vote for ) 1		
(WITH 0 OF 1 COUNTED)		
YES . . . . .	1	33.33
NO. . . . .	2	66.67
ALDERPERSON HUNTLEIGH WARD 1		
(Vote for ) 1		
(WITH 0 OF 1 COUNTED)		
JOHN HUGHES . . . . .	0	
WRITE-IN. . . . .	0	
ALDERPERSON HUNTLEIGH WARD 2		
(Vote for ) 1		
(WITH 0 OF 2 COUNTED)		
JAGDISH L. HINDUJA . . . . .	3	100.00
WRITE-IN. . . . .	0	
MAYOR JENNINGS (UNEXPIRED TERM)		
(Vote for ) 1		
(WITH 0 OF 18 COUNTED)		
YOLANDA AUSTIN . . . . .	117	55.45
PHYLLIS R. ANDERSON . . . . .	12	5.69
FRANCINE DUGGER . . . . .	78	36.97
WRITE-IN. . . . .	4	1.90
COUNCIL MEMBER JENNINGS WARD 1		
(Vote for ) 1		
(WITH 0 OF 5 COUNTED)		
ALLEN C. McDONNELL . . . . .	10	23.26
YOLONDA FOUNTAIN HENDERSON. . . . .	20	46.51
MIRANDA JONES. . . . .	13	30.23
WRITE-IN. . . . .	0	
COUNCIL MEMBER JENNINGS WARD 2		
(Vote for ) 1		
(WITH 0 OF 4 COUNTED)		
TERRY WILSON . . . . .	63	66.32
DISQUALIFIED . . . . .	24	25.26
HAROLD D. CUSHSHON . . . . .	8	8.42
WRITE-IN. . . . .	0	
COUNCIL MEMBER JENNINGS WARD 3		
(Vote for ) 1		
(WITH 0 OF 4 COUNTED)		
JULIA ROBERTS. . . . .	18	66.67
TED SIMPSON . . . . .	9	33.33
WRITE-IN. . . . .	0	
COUNCIL MEMBER JENNINGS WARD 4		
(Vote for ) 1		
(WITH 0 OF 5 COUNTED)		
CAROL EPPS. . . . .	19	61.29
SHONTE BYRD . . . . .	12	38.71
WRITE-IN. . . . .	0	
ALDERPERSON-AT-LARGE KINLOCH		
(Vote for ) 2		
(WITH 0 OF 1 COUNTED)		
DEIDRE M. PICKENS. . . . .	1	50.00
HELEN R. JONES-FRYER. . . . .	1	50.00
EVELYN CARTER. . . . .	0	
WRITE-IN. . . . .	0	
KIRKWOOD - PROPOSITION 1		
**SALES TAX - CAPITAL IMPROVEMENTS**		

(Vote for ) 1		
(WITH 0 OF 15 COUNTED)		
YES . . . . .	440	78.43
NO. . . . .	121	21.57
MAYOR LADUE		
(Vote for ) 1		
(WITH 0 OF 9 COUNTED)		
NANCY F. SPEWAK . . . . .	61	100.00
WRITE-IN. . . . .	0	
COUNCIL MEMBER LADUE WARD 1		
(Vote for ) 1		
(WITH 0 OF 3 COUNTED)		
JOHN M. HOWELL, JR. . . . .	13	100.00
WRITE-IN. . . . .	0	
COUNCIL MEMBER LADUE WARD 2		
(Vote for ) 1		
(WITH 0 OF 3 COUNTED)		
JOHN R. FOX. . . . .	18	100.00
WRITE-IN. . . . .	0	
COUNCIL MEMBER LADUE WARD 3		
(Vote for ) 1		
(WITH 0 OF 3 COUNTED)		
BILL BRENNAN, JR. . . . .	25	100.00
WRITE-IN. . . . .	0	
ALDERPERSON LAKESHIRE WARD 1		
(Vote for ) 1		
(WITH 0 OF 1 COUNTED)		
MIKE TWELLMAN. . . . .	2	100.00
WRITE-IN. . . . .	0	
ALDERPERSON LAKESHIRE WARD 2		
(Vote for ) 1		
(WITH 0 OF 1 COUNTED)		
SHAWN COWAN . . . . .	4	100.00
WRITE-IN. . . . .	0	
ALDERPERSON LAKESHIRE WARD 3		
(Vote for ) 1		
(WITH 0 OF 1 COUNTED)		
ROSALIND R. STEEL. . . . .	1	100.00
WRITE-IN. . . . .	0	
TRUSTEE MACKENZIE		
(Vote for ) 3		
(WITH 1 OF 1 COUNTED)		
PATRICIA ARRENDELL . . . . .	15	31.91
PATRICIA BERRY. . . . .	17	36.17
CAROL ZANDER . . . . .	15	31.91
WRITE-IN. . . . .	0	
ALDERPERSON MANCHESTER WARD 1		
(Vote for ) 1		
(WITH 0 OF 7 COUNTED)		
PAUL C. HAMILL. . . . .	22	78.57
NORMAN E. GIERER . . . . .	6	21.43
WRITE-IN. . . . .	0	
ALDERPERSON MANCHESTER WARD 2		
(Vote for ) 1		
(WITH 0 OF 6 COUNTED)		
MIKE CLEMENT . . . . .	36	72.00
BRIAN ELLIOTT. . . . .	14	28.00
WRITE-IN. . . . .	0	
ALDERPERSON MANCHESTER WARD 3		
(Vote for ) 1		
(WITH 0 OF 5 COUNTED)		
RICHARD BAUMANN . . . . .	32	64.00
WILLIAM H. (BILL) PINKSTON. . . . .	17	34.00
WRITE-IN. . . . .	1	2.00
MAYOR MAPLEWOOD		
(Vote for ) 1		
(WITH 5 OF 6 COUNTED 83.33%)		
BARRY JAY GREENBERG . . . . .	556	55.54
PATRICK J. JUGO . . . . .	435	43.46

WRITE-IN. . . . .	10	1.00
COUNCIL MEMBER MAPLEWOOD WARD 1		
(Vote for ) 1		
(WITH 2 OF 2 COUNTED)		
STEVEN MOSELEY . . . . .	318	94.93
WRITE-IN. . . . .	17	5.07
COUNCIL MEMBER MAPLEWOOD WARD 2		
(Vote for ) 1		
(WITH 2 OF 3 COUNTED 66.67%)		
RAY L. CRADER . . . . .	58	95.08
WRITE-IN. . . . .	3	4.92
COUNCIL MEMBER MAPLEWOOD WARD 3		
(Vote for ) 1		
(WITH 1 OF 1 COUNTED)		
SHAWN FAULKINGHAM . . . . .	455	92.29
WRITE-IN. . . . .	38	7.71
TRUSTEE MARLBOROUGH		
(Vote for ) 3		
(WITH 1 OF 1 COUNTED)		
ROY (SKIP) BORNMUELLER. . . . .	157	33.26
KEARY HARRISON . . . . .	155	32.84
JOE WENDLING . . . . .	152	32.20
WRITE-IN. . . . .	8	1.69
COUNCIL MEMBER MARYLAND HEIGHTS WARD 1		
(Vote for ) 1		
(WITH 0 OF 9 COUNTED)		
DAVID GRANT . . . . .	10	52.63
WILLIE (JAMES) SURGEON. . . . .	6	31.58
VINCENT (VINCE) VIA. . . . .	2	10.53
WRITE-IN. . . . .	1	5.26
COUNCIL MEMBER MARYLAND HEIGHTS WARD 2		
(Vote for ) 1		
(WITH 0 OF 10 COUNTED)		
EDWIN L. DIRCK, JR. . . . .	28	100.00
WRITE-IN. . . . .	0	
COUNCIL MEMBER MARYLAND HEIGHTS WARD 3		
(Vote for ) 1		
(WITH 0 OF 6 COUNTED)		
NANCY E. MEDVICK . . . . .	25	48.08
STEVEN KENNETH OSTERLOH, SR. . . . .	9	17.31
DALE EDWARD NICHOLS . . . . .	12	23.08
ALEX DASKAL . . . . .	6	11.54
WRITE-IN. . . . .	0	
COUNCIL MEMBER MARYLAND HEIGHTS WARD 4		
(Vote for ) 1		
(WITH 0 OF 5 COUNTED)		
NORMAN (NORM) A. RHEA . . . . .	39	97.50
WRITE-IN. . . . .	1	2.50
ALDERPERSON MOLINE ACRES WARD 1		
(Vote for ) 1		
(WITH 0 OF 2 COUNTED)		
DONNA DILLINGHAM. . . . .	11	91.67
WRITE-IN. . . . .	1	8.33
ALDERPERSON MOLINE ACRES WARD 2		
(Vote for ) 1		
(WITH 0 OF 2 COUNTED)		
DARLENE BELL . . . . .	11	100.00
WRITE-IN. . . . .	0	
MOLINE ACRES - PROPOSITION A		
**SALES TAX - GENERAL REVENUE**		
(Vote for ) 1		
(WITH 0 OF 4 COUNTED)		
YES . . . . .	17	58.62
NO. . . . .	12	41.38
MOLINE ACRES - PROPOSITION B		
**SALES TAX - PARKS & COMMUNITY CENTER**		
(Vote for ) 1		
(WITH 0 OF 4 COUNTED)		
YES . . . . .	17	60.71

NO. . . . .	11	39.29
MAYOR NORMANDY		
(Vote for ) 1		
(WITH 0 OF 5 COUNTED)		
THRESANN (TERRY) GANNON . . . . .	16	39.02
PATRICK B. GREEN . . . . .	25	60.98
WRITE-IN. . . . .	0	
COUNCIL MEMBER NORMANDY WARD 1		
(Vote for ) 1		
(WITH 0 OF 1 COUNTED)		
LELIA MARTIN . . . . .	3	75.00
WRITE-IN. . . . .	1	25.00
COUNCIL MEMBER NORMANDY WARD 2		
(Vote for ) 1		
(WITH 0 OF 2 COUNTED)		
DELRITA E. FUTRELL . . . . .	7	100.00
WRITE-IN. . . . .	0	
COUNCIL MEMBER NORMANDY WARD 3		
(Vote for ) 1		
(WITH 0 OF 1 COUNTED)		
MARK BECKMANN. . . . .	9	56.25
RICK NELSON . . . . .	7	43.75
WRITE-IN. . . . .	0	
COUNCIL MEMBER NORMANDY WARD 4		
(Vote for ) 1		
(WITH 0 OF 1 COUNTED)		
KIMBERLY KNOX. . . . .	9	90.00
WRITE-IN. . . . .	1	10.00
MAYOR NORTHWOODS		
(Vote for ) 1		
(WITH 0 OF 4 COUNTED)		
EVERETT R. THOMAS. . . . .	62	52.99
MARVALDA JONES . . . . .	55	47.01
WRITE-IN. . . . .	0	
COLLECTOR NORTHWOODS		
(Vote for ) 1		
(WITH 0 OF 4 COUNTED)		
LENO HOLMES . . . . .	107	99.07
WRITE-IN. . . . .	1	.93
ALDERPERSON NORTHWOODS WARD 1		
(Vote for ) 1		
(WITH 0 OF 1 COUNTED)		
MAGGIE M. STRONG . . . . .	24	55.81
PATRICIA A. DAVIS. . . . .	13	30.23
KAREN BURNLEY. . . . .	6	13.95
WRITE-IN. . . . .	0	
ALDERPERSON NORTHWOODS WARD 2		
(Vote for ) 1		
(WITH 0 OF 1 COUNTED)		
KRISTINA L. HAZLEY . . . . .	9	32.14
ERROL S. BUSH . . . . .	18	64.29
WRITE-IN. . . . .	1	3.57
ALDERPERSON NORTHWOODS WARD 3		
(Vote for ) 1		
(WITH 0 OF 1 COUNTED)		
DAVID L. TOLLIVER. . . . .	21	91.30
WRITE-IN. . . . .	2	8.70
ALDERPERSON NORTHWOODS WARD 4		
(Vote for ) 1		
(WITH 0 OF 1 COUNTED)		
F. BAIN. . . . .	20	95.24
WRITE-IN. . . . .	1	4.76
TRUSTEE NORWOOD COURT		
(Vote for ) 3		
(WITH 0 OF 1 COUNTED)		
GENE A. SMITH . . . . .	4	40.00
ANNA HOLLINS . . . . .	3	30.00
MICHAEL McGARITY . . . . .	3	30.00
WRITE-IN. . . . .	0	

MAYOR OAKLAND		
(Vote for ) 1		
(WITH 0 OF 2 COUNTED)		
KEAT WILKINS . . . . .	7	33.33
PAUL MARTI. . . . .	14	66.67
WRITE-IN. . . . .	0	
ALDERPERSON OAKLAND WARD 1		
(Vote for ) 1		
(WITH 0 OF 1 COUNTED)		
KARL J. HEINZ . . . . .	2	22.22
TOM STEUBY. . . . .	7	77.78
WRITE-IN. . . . .	0	
ALDERPERSON OAKLAND WARD 2		
(Vote for ) 1		
(WITH 0 OF 1 COUNTED)		
MICHAEL M. GODSY . . . . .	8	100.00
WRITE-IN. . . . .	0	
COUNCIL MEMBER OLIVETTE		
(Vote for ) 2		
(WITH 0 OF 4 COUNTED)		
MAXINE WEIL . . . . .	69	54.33
J. GREGORY (GREG) CARL. . . . .	55	43.31
WRITE-IN. . . . .	3	2.36
COUNCIL MEMBER OVERLAND WARD 1		
(Vote for ) 1		
(WITH 0 OF 3 COUNTED)		
MARTY A. LITTLE . . . . .	4	36.36
TOM ENNIS . . . . .	7	63.64
WRITE-IN. . . . .	0	
COUNCIL MEMBER OVERLAND WARD 2		
(Vote for ) 1		
(WITH 0 OF 3 COUNTED)		
VERNON JAY FETSCH. . . . .	19	100.00
WRITE-IN. . . . .	0	
COUNCIL MEMBER OVERLAND WARD 3		
(Vote for ) 1		
(WITH 0 OF 3 COUNTED)		
DISQUALIFIED . . . . .	20	80.00
WRITE-IN. . . . .	5	20.00
COUNCIL MEMBER OVERLAND WARD 4		
(Vote for ) 1		
(WITH 0 OF 4 COUNTED)		
NATALIE E. GERKE . . . . .	25	96.15
WRITE-IN. . . . .	1	3.85
OVERLAND - PROPOSITION O		
**TAX LEVY - RETIREMENT POLICE DEPT.**		
(Vote for ) 1		
(WITH 0 OF 13 COUNTED)		
YES . . . . .	35	37.63
NO. . . . .	58	62.37
ALDERMAN PACIFIC WARD 1		
(Vote for ) 1		
(WITH 0 OF 1 COUNTED)		
GREGG RAHN. . . . .	0	
WRITE-IN. . . . .	0	
ALDERPERSON PAGEDALE WARD 1		
(Vote for ) 1		
(WITH 0 OF 1 COUNTED)		
JEREMIAH MILLETT. . . . .	6	100.00
WRITE-IN. . . . .	0	
ALDERPERSON PAGEDALE WARD 2		
(Vote for ) 1		
(WITH 0 OF 2 COUNTED)		
MINNIE RHYMES. . . . .	12	85.71
WRITE-IN. . . . .	2	14.29
ALDERPERSON PAGEDALE WARD 3		
(Vote for ) 1		
(WITH 0 OF 1 COUNTED)		

DEBORAH J. VINCENT . . . . .	10	71.43
BERNICE NOLAN. . . . .	4	28.57
WRITE-IN. . . . .	0	
MAYOR PASADENA HILLS		
(Vote for ) 1		
(WITH 0 OF 2 COUNTED)		
KEVIN M. QUINLISK. . . . .	14	66.67
WRITE-IN. . . . .	7	33.33
ALDERPERSON PASADENA HILLS WARD 1		
(Vote for ) 1		
(WITH 0 OF 1 COUNTED)		
CYNTHIA PENDER McCARTHY. . . . .	8	100.00
WRITE-IN. . . . .	0	
ALDERPERSON PASADENA HILLS WARD 2		
(Vote for ) 1		
(WITH 0 OF 1 COUNTED)		
GENO SALVATI . . . . .	11	68.75
PATRICIA (PAT) GADDESS. . . . .	5	31.25
WRITE-IN. . . . .	0	
TRUSTEE PASADENA PARK		
(Vote for ) 3		
(WITH 0 OF 1 COUNTED)		
ALICE CANAVAN. . . . .	2	20.00
CAROLYN D. YOUNG . . . . .	3	30.00
SHIRLEY A. FITZPATRICK . . . . .	1	10.00
JACKIE KAM-BLACKARD. . . . .	1	10.00
DISQUALIFIED . . . . .	3	30.00
WRITE-IN. . . . .	0	
MAYOR PINE LAWN		
(Vote for ) 1		
(WITH 0 OF 4 COUNTED)		
TERRY EPPS. . . . .	47	79.66
DARRYL JONES . . . . .	1	1.69
GERALD L. METTS . . . . .	7	11.86
ELWYN M. WALLS. . . . .	4	6.78
WRITE-IN. . . . .	0	
ALDERPERSON PINE LAWN WARD 1		
(Vote for ) 1		
(WITH 0 OF 1 COUNTED)		
CARLA WALKER . . . . .	8	88.89
OLIMES UNDERWOOD. . . . .	0	
DEBRA GOMEZ . . . . .	1	11.11
WRITE-IN. . . . .	0	
ALDERPERSON PINE LAWN WARD 2		
(Vote for ) 1		
(WITH 0 OF 1 COUNTED)		
ROSALYN HALK . . . . .	1	20.00
JOAN HARRIS . . . . .	4	80.00
WRITE-IN. . . . .	0	
ALDERPERSON PINE LAWN WARD 3		
(Vote for ) 1		
(WITH 0 OF 1 COUNTED)		
ADRIAN WRIGHT. . . . .	8	50.00
RONALD PIERSON . . . . .	8	50.00
WRITE-IN. . . . .	0	
ALDERPERSON PINE LAWN WARD 4		
(Vote for ) 1		
(WITH 0 OF 1 COUNTED)		
NAKISHA SMITH. . . . .	20	83.33
CHELENA PYE . . . . .	4	16.67
WRITE-IN. . . . .	0	
TRUSTEE RIVERVIEW		
(Vote for ) 3		
(WITH 0 OF 1 COUNTED)		
STEVE PARO. . . . .	11	40.74
BRUCE STOCKER. . . . .	5	18.52
HOWARD PIERCE. . . . .	9	33.33
WRITE-IN. . . . .	2	7.41
ALDERPERSON ROCK HILL WARD 1		
(Vote for ) 1		

(WITH 1 OF 2 COUNTED 50%)			
EDWARD J. (ED) JOHNSON . . . . .	86	98.85	
WRITE-IN. . . . .	1	1.15	
ALDERPERSON ROCK HILL WARD 2			
(Vote for ) 1			
(WITH 1 OF 1 COUNTED)			
SABRINA WESTFALL-LUMPKINS. . . . .	147	98.00	
WRITE-IN. . . . .	3	2.00	
ALDERPERSON ROCK HILL WARD 3			
(Vote for ) 1			
(WITH 0 OF 2 COUNTED)			
MARY K. WOFFORD . . . . .	15	100.00	
WRITE-IN. . . . .	0		
ALDERPERSON SHREWSBURY WARD 1			
(Vote for ) 1			
(WITH 3 OF 3 COUNTED)			
ELMER KAUFFMANN . . . . .	254	93.73	
WRITE-IN. . . . .	17	6.27	
ALDERPERSON SHREWSBURY WARD 2			
(Vote for ) 1			
(WITH 3 OF 3 COUNTED)			
RICK STEINGRUBY . . . . .	305	95.91	
WRITE-IN. . . . .	13	4.09	
ALDERPERSON SHREWSBURY WARD 3			
(Vote for ) 1			
(WITH 2 OF 2 COUNTED)			
MIKE TRAVAGLINI . . . . .	313	95.43	
WRITE-IN. . . . .	15	4.57	
MARSHAL-COLLECTOR ST. ANN			
(Vote for ) 1			
(WITH 0 OF 14 COUNTED)			
AARON JIMENEZ. . . . .	79	100.00	
WRITE-IN. . . . .	0		
ALDERPERSON ST. ANN WARD 1			
(Vote for ) 1			
(WITH 0 OF 3 COUNTED)			
STEVE TRIPLETT . . . . .	15	100.00	
WRITE-IN. . . . .	0		
ALDERPERSON ST. ANN WARD 2			
(Vote for ) 1			
(WITH 0 OF 4 COUNTED)			
AMY POELKER . . . . .	23	100.00	
WRITE-IN. . . . .	0		
ALDERPERSON ST. ANN WARD 3			
(Vote for ) 1			
(WITH 0 OF 4 COUNTED)			
RICK CRABTREE. . . . .	25	100.00	
WRITE-IN. . . . .	0		
ALDERPERSON ST. ANN WARD 4			
(Vote for ) 1			
(WITH 0 OF 3 COUNTED)			
DANIEL MURPHY. . . . .	13	100.00	
WRITE-IN. . . . .	0		
ST. ANN - PROPOSITION L			
**TAX LEVY - GENERAL REVENUE**			
(Vote for ) 1			
(WITH 0 OF 14 COUNTED)			
YES . . . . .	28	35.00	
NO. . . . .	52	65.00	
COUNCIL MEMBER ST. JOHN WARD 1			
(Vote for ) 1			
(WITH 0 OF 3 COUNTED)			
MARK ROBERT STIEF. . . . .	6	25.00	
DAVID M. WIEDA. . . . .	18	75.00	
WRITE-IN. . . . .	0		
COUNCIL MEMBER ST. JOHN WARD 2			
(Vote for ) 1			
(WITH 0 OF 2 COUNTED)			



CURT PIERCE . . . . .	16	100.00
WRITE-IN. . . . .	0	
ALDERMAN SUNSET HILLS WARD 1		
(Vote for ) 1		
(WITH 0 OF 4 COUNTED)		
DEE BAEBLER . . . . .	16	100.00
WRITE-IN. . . . .	0	
ALDERMAN SUNSET HILLS WARD 2		
(Vote for ) 1		
(WITH 0 OF 3 COUNTED)		
STEVE BERSCHE. . . . .	22	91.67
WRITE-IN. . . . .	2	8.33
ALDERMAN SUNSET HILLS WARD 3		
(Vote for ) 1		
(WITH 0 OF 4 COUNTED)		
NATHAN LIPE . . . . .	14	53.85
LORI SCARLETT. . . . .	12	46.15
WRITE-IN. . . . .	0	
ALDERMAN SUNSET HILLS WARD 4		
(Vote for ) 1		
(WITH 0 OF 3 COUNTED)		
MARK COLOMBO . . . . .	38	100.00
WRITE-IN. . . . .	0	
MAYOR TOWN AND COUNTRY		
(Vote for ) 1		
(WITH 0 OF 14 COUNTED)		
JON DALTON. . . . .	104	91.23
WRITE-IN. . . . .	10	8.77
ALDERMAN TOWN AND COUNTRY WARD 1		
(Vote for ) 1		
(WITH 0 OF 6 COUNTED)		
LYNN WRIGHT . . . . .	22	64.71
MICHAEL COZAD. . . . .	12	35.29
WRITE-IN. . . . .	0	
ALDERMAN TOWN AND COUNTRY WARD 2		
(Vote for ) 1		
(WITH 0 OF 3 COUNTED)		
TIFFANY FRAUTSCHI . . . . .	11	100.00
WRITE-IN. . . . .	0	
ALDERMAN TOWN AND COUNTRY WARD 3		
(Vote for ) 1		
(WITH 0 OF 3 COUNTED)		
FRED MEYLAND-SMITH . . . . .	21	51.22
LINDA ROBSON . . . . .	20	48.78
WRITE-IN. . . . .	0	
ALDERMAN TOWN AND COUNTRY WARD 4		
(Vote for ) 1		
(WITH 0 OF 2 COUNTED)		
JON BENIGAS . . . . .	30	90.91
WRITE-IN. . . . .	3	9.09
MAYOR TWIN OAKS		
(Vote for ) 1		
(WITH 0 OF 1 COUNTED)		
RUSSELL L. FORTUNE . . . . .	3	100.00
WRITE-IN. . . . .	0	
ALDERMEN-AT-LARGE TWIN OAKS		
(Vote for ) 2		
(WITH 0 OF 1 COUNTED)		
DENNIS L. WHITMORE . . . . .	4	80.00
LISA EISENHAUER . . . . .	1	20.00
WRITE-IN. . . . .	0	
TRUSTEE UPLANDS PARK		
(Vote for ) 2		
(WITH 0 OF 1 COUNTED)		
BIRDIE McKEE . . . . .	3	25.00
HENRY IWENOFU. . . . .	2	16.67
CARMEN McCLENDON-ROBERTS . . . . .	3	25.00
ONVA BURKE. . . . .	2	16.67
KENNETH WILLIAMS. . . . .	2	16.67

WRITE-IN. . . . .	0	
ALDERPERSON VALLEY PARK WARD 1		
(Vote for ) 1		
(WITH 0 OF 5 COUNTED)		
LLOYD FORD. . . . .	6	35.29
STEPHANIE REYNOLDS . . . . .	11	64.71
WRITE-IN. . . . .	0	
ALDERPERSON VALLEY PARK WARD 2		
(Vote for ) 1		
(WITH 0 OF 2 COUNTED)		
LAURIE HENDERSON. . . . .	6	50.00
THOMAS BOLTE . . . . .	5	41.67
WRITE-IN. . . . .	1	8.33
ALDERPERSON VALLEY PARK WARD 3		
(Vote for ) 1		
(WITH 0 OF 3 COUNTED)		
EDDIE WALKER . . . . .	5	41.67
JEFFERY J. WHITTEAKER . . . . .	7	58.33
WRITE-IN. . . . .	0	
ALDERPERSON VALLEY PARK WARD 4		
(Vote for ) 1		
(WITH 0 OF 2 COUNTED)		
DEE O'NEILL . . . . .	7	70.00
STEVE DRAKE . . . . .	3	30.00
WRITE-IN. . . . .	0	
MAYOR VELDA CITY		
(Vote for ) 1		
(WITH 0 OF 2 COUNTED)		
ROBERT L. HENSLEY. . . . .	9	81.82
WRITE-IN. . . . .	2	18.18
ALDERPERSON VELDA CITY WARD 1		
(Vote for ) 1		
(WITH 0 OF 1 COUNTED)		
YVETTE BATTLE. . . . .	6	75.00
WRITE-IN. . . . .	2	25.00
ALDERPERSON VELDA CITY WARD 2		
(Vote for ) 1		
(WITH 0 OF 1 COUNTED)		
NO CANDIDATE FILED . . . . .	0	
WRITE-IN. . . . .	1	100.00
ALDERMAN VELDA VILLAGE HILLS WARD 1		
(Vote for ) 1		
(WITH 0 OF 1 COUNTED)		
BERNARD WHITLEY . . . . .	8	61.54
ROY WADE. . . . .	5	38.46
WRITE-IN. . . . .	0	
ALDERMAN VELDA VILLAGE HILLS WARD 2		
(Vote for ) 1		
(WITH 0 OF 1 COUNTED)		
WILLIE FLOWERS. . . . .	3	30.00
EFFIE MOORE. . . . .	7	70.00
WRITE-IN. . . . .	0	
ALDERPERSON VINITA PARK WARD 1		
(Vote for ) 1		
(WITH 0 OF 1 COUNTED)		
JANET D. SIMMS. . . . .	2	66.67
BRIAN JOSEPH GREMAUD. . . . .	1	33.33
WRITE-IN. . . . .	0	
ALDERPERSON VINITA PARK WARD 2		
(Vote for ) 1		
(WITH 0 OF 4 COUNTED)		
WANDA FAIRLEY. . . . .	6	85.71
NANCY J. MEWES. . . . .	1	14.29
WRITE-IN. . . . .	0	
ALDERPERSON VINITA PARK WARD 3		
(Vote for ) 1		
(WITH 0 OF 4 COUNTED)		
TIMOTHY McGOVERN . . . . .	1	9.09
KIM WASHINGTON . . . . .	1	9.09

VERONICA CONNER . . . . .	3	27.27
MARCIETA D. REED . . . . .	6	54.55
WRITE-IN. . . . .	0	
ALDERPERSON WARSON WOODS WARD 1		
(Vote for ) 1		
(WITH 0 OF 1 COUNTED)		
JAMES (JIM) NEWMAN . . . . .	4	80.00
WRITE-IN. . . . .	1	20.00
ALDERPERSON WARSON WOODS WARD 2		
(Vote for ) 1		
(WITH 0 OF 1 COUNTED)		
GORDON W. GOSH. . . . .	3	100.00
WRITE-IN. . . . .	0	
ALDERPERSON WARSON WOODS WARD 3		
(Vote for ) 1		
(WITH 0 OF 1 COUNTED)		
CHARLES LUISETTI. . . . .	1	100.00
WRITE-IN. . . . .	0	
ALDERPERSON WARSON WOODS WARD 4		
(Vote for ) 1		
(WITH 0 OF 1 COUNTED)		
MARK F. WITTICH . . . . .	7	100.00
WRITE-IN. . . . .	0	
WEBSTER GROVES - PROPOSITION R		
**TAX - POLICE & FIREFIGHTERS PENSION**		
(Vote for ) 1		
(WITH 11 OF 13 COUNTED 84.62%)		
YES . . . . .	3,075	65.15
NO. . . . .	1,645	34.85
COUNCIL MEMBER WELLSTON WARD 1		
(Vote for ) 1		
(WITH 0 OF 2 COUNTED)		
LATOYA SCOTT . . . . .	1	25.00
WRITE-IN. . . . .	3	75.00
COUNCIL MEMBER WELLSTON WARD 3		
(Vote for ) 1		
(WITH 0 OF 1 COUNTED)		
LINDA GARNER . . . . .	3	100.00
WRITE-IN. . . . .	0	
COUNCIL MEMBER WELLSTON WARD 5		
(Vote for ) 1		
(WITH 0 OF 1 COUNTED)		
GRACIE WHITE . . . . .	2	50.00
FARRAKHAN SHEGOG. . . . .	2	50.00
WRITE-IN. . . . .	0	
TRUSTEE WESTWOOD		
(Vote for ) 3		
(WITH 0 OF 2 COUNTED)		
ROBYN DEMOTT . . . . .	1	33.33
DOUG SCHUKAR . . . . .	1	33.33
SANDRA M. GANTT . . . . .	1	33.33
WRITE-IN. . . . .	0	
TRUSTEE WILBUR PARK		
(Vote for ) 3		
(WITH 0 OF 1 COUNTED)		
NEAL VOHSEN . . . . .	1	16.67
JOSEPH E. WILHITE. . . . .	3	50.00
DAN KAESTNER . . . . .	2	33.33
WRITE-IN. . . . .	0	
COUNCIL MEMBER WILDWOOD WARD 1		
(Vote for ) 1		
(WITH 0 OF 5 COUNTED)		
LARRY W. MCGOWEN . . . . .	27	100.00
WRITE-IN. . . . .	0	
COUNCIL MEMBER WILDWOOD WARD 2		
(Vote for ) 1		
(WITH 0 OF 2 COUNTED)		
DON BARTONI . . . . .	17	100.00
WRITE-IN. . . . .	0	

COUNCIL MEMBER WILDWOOD WARD 3  
 (Vote for ) 1  
 (WITH 0 OF 4 COUNTED)  
 SUE CULLINANE. . . . . 19 70.37  
 TAMMY SHEA. . . . . 7 25.93  
 WRITE-IN. . . . . 1 3.70

COUNCIL MEMBER WILDWOOD WARD 4  
 (Vote for ) 1  
 (WITH 0 OF 4 COUNTED)  
 KATIE DODWELL. . . . . 9 81.82  
 JEAN M. VEDVIG. . . . . 2 18.18  
 WRITE-IN. . . . . 0

COUNCIL MEMBER WILDWOOD WARD 5  
 (Vote for ) 1  
 (WITH 0 OF 3 COUNTED)  
 DAVID BERTOLINO . . . . . 13 92.86  
 WRITE-IN. . . . . 1 7.14

COUNCIL MEMBER WILDWOOD WARD 6  
 (Vote for ) 1  
 (WITH 0 OF 6 COUNTED)  
 GREG ALEXANDER . . . . . 14 100.00  
 WRITE-IN. . . . . 0

COUNCIL MEMBER WILDWOOD WARD 7  
 (Vote for ) 1  
 (WITH 0 OF 3 COUNTED)  
 GREG STINE. . . . . 17 100.00  
 WRITE-IN. . . . . 0

COUNCIL MEMBER WILDWOOD WARD 8  
 (Vote for ) 1  
 (WITH 0 OF 4 COUNTED)  
 JOE GARRITANO. . . . . 16 94.12  
 WRITE-IN. . . . . 1 5.88

MAYOR WINCHESTER  
 (Vote for ) 1  
 (WITH 0 OF 3 COUNTED)  
 GAIL M. WINHAM. . . . . 11 91.67  
 WRITE-IN. . . . . 1 8.33

ALDERPERSON WINCHESTER WARD 1  
 (Vote for ) 1  
 (WITH 0 OF 2 COUNTED)  
 MARIE BACH. . . . . 0  
 WRITE-IN. . . . . 0

ALDERPERSON WINCHESTER WARD 2  
 (Vote for ) 1  
 (WITH 0 OF 1 COUNTED)  
 TONY DELUCA . . . . . 12 100.00  
 WRITE-IN. . . . . 0

DIRECTOR BRENTWOOD SCHOOL DISTRICT  
 (Vote for ) 3  
 (WITH 5 OF 7 COUNTED 71.43%)  
 KEITH RABENBERG . . . . . 763 20.67  
 DANNIELLE JOY DAVIS . . . . . 372 10.08  
 DANIEL BROUILLET . . . . . 686 18.59  
 LINDSAY M. SPENCER . . . . . 844 22.87  
 CINDY WATSON . . . . . 359 9.73  
 LOIS TRUMAN. . . . . 636 17.23  
 WRITE-IN. . . . . 31 .84

DIRECTOR FERGUSON REORGANIZED R-2 SCHOOL DISTRICT  
 (Vote for ) 3  
 (WITH 0 OF 46 COUNTED)  
 DONNA PAULETTE-THURMAN . . . . . 318 26.37  
 JESSICA PONDER. . . . . 264 21.89  
 RAYCHEL C. PROUDIE . . . . . 108 8.96  
 ROB CHABOT . . . . . 202 16.75  
 ROGER HINES. . . . . 167 13.85  
 DONNA M. DAMERON . . . . . 145 12.02  
 WRITE-IN. . . . . 2 .17

DIRECTOR HAZELWOOD SCHOOL DISTRICT  
 (Vote for ) 3

(WITH 0 OF 78 COUNTED)

BRENDA C. YOUNGBLOOD.	630	26.04
MARK J. BEHLMANN . . . . .	528	21.83
MARGO McNEIL . . . . .	429	17.73
ELIZABETH A. (BETSY) RACHEL . . . . .	346	14.30
MARCUS ALLEN . . . . .	307	12.69
BENTON CORNELL SMITH. . . . .	171	7.07
WRITE-IN. . . . .	8	.33

DIRECTOR SCHOOL DISTRICT OF JENNINGS

(Vote for ) 3  
(WITH 0 OF 17 COUNTED)

JOHN SCHLERETH. . . . .	66	19.53
TERRY WILSON . . . . .	101	29.88
MIRANDA JONES . . . . .	95	28.11
PHYLLIS R. ANDERSON . . . . .	74	21.89
WRITE-IN. . . . .	2	.59

DIRECTOR KIRKWOOD SCHOOL DISTRICT R-7

(Vote for ) 3  
(WITH 0 OF 29 COUNTED)

JULIE BACKER . . . . .	442	25.06
MICHAEL MANCINI . . . . .	161	9.13
ALLEN McCOY. . . . .	107	6.07
JENNIFER PANGBORN. . . . .	298	16.89
CHAD KAVANAUGH. . . . .	325	18.42
MARGARET BOYKO. . . . .	154	8.73
GREG ASHLEY. . . . .	205	11.62
JEFF BARRY . . . . .	67	3.80
WRITE-IN. . . . .	5	.28

KIRKWOOD SCHOOL DISTRICT R-7 - PROPOSITION K  
\*\*TAX LEVY - DISTRICT SUPPORT\*\*

(Vote for ) 1  
(WITH 0 OF 29 COUNTED)

YES . . . . .	454	55.77
NO. . . . .	360	44.23

DIRECTOR SCHOOL DISTRICT OF THE CITY OF LADUE

(Vote for ) 3  
(WITH 0 OF 29 COUNTED)

KISHA LEE . . . . .	97	16.33
ANDY BRESLER . . . . .	135	22.73
CAROLYN JAEGER. . . . .	117	19.70
CHRIS ZOELLNER. . . . .	49	8.25
LOLITA FLINN . . . . .	55	9.26
LESLIE T. TOLLIVER . . . . .	67	11.28
PATRICK COUGHLIN . . . . .	73	12.29
WRITE-IN. . . . .	1	.17

DIRECTOR LINDBERGH SCHOOLS

(Vote for ) 3  
(WITH 0 OF 43 COUNTED)

CATHY CARLOCK LORENZ. . . . .	236	15.79
KATHLEEN (KATHY) KIENSTRA . . . . .	265	17.73
VICKI LORENZ ENGLUND. . . . .	250	16.72
CHRISTY WATZ . . . . .	187	12.51
DANIEL SAMPSON. . . . .	145	9.70
MATT ALONZO. . . . .	195	13.04
JENNIFER BIRD . . . . .	211	14.11
WRITE-IN. . . . .	6	.40

DIRECTOR LINDBERGH SCHOOLS (UNEXPIRED TERM)

(Vote for ) 1  
(WITH 0 OF 43 COUNTED)

MARTHA DUCHILD. . . . .	249	46.63
MIKE SHAMIA. . . . .	280	52.43
WRITE-IN. . . . .	5	.94

DIRECTOR MEHLVILLE SCHOOL DISTRICT R-9

(Vote for ) 3  
(WITH 8 OF 47 COUNTED 17.02%)

EMMA (JEAN) PRETTO . . . . .	2,195	24.33
SAMANTHA STORMER . . . . .	2,438	27.02
PEGGY HASSLER . . . . .	2,660	29.48
MICHELLE POMMER . . . . .	1,676	18.58
WRITE-IN. . . . .	53	.59

DIRECTOR MERAMEC VALLEY R-III SCHOOL DISTRICT

(Vote for ) 3  
(WITH 0 OF 4 COUNTED)



LISA BRENNER . . . . .	182	25.67
GEORGE LENARD . . . . .	131	18.48
DIARRA K. MORRIS . . . . .	77	10.86
CHELSEA ADDISON . . . . .	126	17.77
WRITE-IN. . . . .	1	.14

DIRECTOR VALLEY PARK SCHOOL DISTRICT

(Vote for ) 3  
(WITH 0 OF 9 COUNTED)

PETER TOBIN COATES . . . . .	33	18.23
JEREMY SCOTT PICKER . . . . .	21	11.60
DAVID FOWLER . . . . .	43	23.76
JEANINE SABATINO . . . . .	47	25.97
MIKE KEEHNAST . . . . .	35	19.34
WRITE-IN. . . . .	2	1.10

VALLEY PARK SCHOOL DISTRICT - PROPOSITION R

\*\*BONDS - CAPITAL IMPROV (57.15% NEEDED)\*\*  
(Vote for ) 1  
(WITH 0 OF 9 COUNTED)

YES . . . . .	60	72.29
NO. . . . .	23	27.71

DIRECTOR WEBSTER GROVES SCHOOL DISTRICT

(Vote for ) 3  
(WITH 16 OF 27 COUNTED 59.26%)

AMY CLENDENNEN. . . . .	3,239	24.79
JO BETH DOLL . . . . .	3,326	25.46
THOMAS (TOM) NEWPORT. . . . .	2,358	18.05
DAVID ADDISON . . . . .	2,537	19.42
MICHAEL J. ROSE . . . . .	1,518	11.62
WRITE-IN. . . . .	86	.66

TRUSTEE ST. LOUIS COMMUNITY COLLEGE #1 (UNEXPIRED TERM)

(Vote for ) 1  
(WITH 0 OF 385 COUNTED)

MARCUS D. ADAMS . . . . .	382	11.60
DEREK R. NOVEL. . . . .	285	8.65
MARSHA J. BONDS . . . . .	455	13.81
THEO BROWN, SR. . . . .	452	13.72
KEVIN M. MARTIN . . . . .	458	13.90
CANDACE GARDNER . . . . .	517	15.70
MIRANDA AVANT-ELLIOTT . . . . .	207	6.28
VERONICA AVERY-MOODY. . . . .	324	9.84
O. DANIEL L. GRAY. . . . .	195	5.92
WRITE-IN. . . . .	19	.58

AFFTON FIRE DISTRICT - PROPOSITION A

\*\*TAX LEVY - DISTRICT SUPPORT\*\*  
(Vote for ) 1  
(WITH 4 OF 27 COUNTED 14.81%)

FOR THE PROPOSITION . . . . .	941	65.80
AGAINST THE PROPOSITION. . . . .	489	34.20

FENTON FIRE DISTRICT - PROPOSITION E

\*\*TAX LEVY - DISTRICT SUPPORT\*\*  
(Vote for ) 1  
(WITH 0 OF 20 COUNTED)

YES . . . . .	147	58.57
NO. . . . .	104	41.43

DIRECTOR MARYLAND HEIGHTS FIRE DISTRICT

(Vote for ) 1  
(WITH 0 OF 22 COUNTED)

BOB NICHOLS . . . . .	74	63.79
GENE T. WEISS . . . . .	41	35.34
WRITE-IN. . . . .	1	.86

DIRECTOR MEHLVILLE FIRE DISTRICT

(Vote for ) 1  
(WITH 8 OF 67 COUNTED 11.94%)

AARON HILMER . . . . .	2,378	55.01
JANE KOLB . . . . .	1,938	44.83
WRITE-IN. . . . .	7	.16

DIRECTOR MID-COUNTY FIRE DISTRICT

(Vote for ) 1  
(WITH 0 OF 22 COUNTED)

MICHAEL RUSH . . . . .	60	60.61
LAMANDA GOODRICH. . . . .	39	39.39
WRITE-IN. . . . .	0	

METRO-NORTH FIRE DISTRICT - PROPOSITION P  
 \*\*TAX LEVY - DISTRICT SUPPORT\*\*

(Vote for ) 1  
 (WITH 0 OF 17 COUNTED)  
 YES . . . . . 107 68.15  
 NO. . . . . 50 31.85

DIRECTOR NORTHEAST AMBULANCE AND FIRE DISTRICT

(Vote for ) 1  
 (WITH 0 OF 40 COUNTED)  
 DUANE H. MOORE. . . . . 273 74.59  
 KRIS BOEVINGLOH . . . . . 93 25.41  
 WRITE-IN. . . . . 0

DIRECTOR PACIFIC FIRE DISTRICT

(Vote for ) 1  
 (WITH 0 OF 1 COUNTED)  
 KEN M. QUENNOZ, SR. . . . . 0  
 STEPHEN PAUL WOODRUFF . . . . . 0  
 WRITE-IN. . . . . 0

DIRECTOR RIVERVIEW FIRE DISTRICT

(Vote for ) 1  
 (WITH 0 OF 30 COUNTED)  
 RICHIE TIBERGHIE . . . . . 88 26.35  
 THEO BROWN, SR. . . . . 169 50.60  
 NORVEL PARO . . . . . 74 22.16  
 WRITE-IN. . . . . 3 .90

DIRECTOR ROBERTSON FIRE DISTRICT

(Vote for ) 1  
 (WITH 0 OF 9 COUNTED)  
 JOAN NOEL . . . . . 32 84.21  
 BEN DEGROAT . . . . . 6 15.79  
 WRITE-IN. . . . . 0

DIRECTOR SPANISH LAKE FIRE DISTRICT

(Vote for ) 1  
 (WITH 0 OF 7 COUNTED)  
 LOU CUNNINGHAM . . . . . 101 71.63  
 KHALIL ABDUL MUMIN . . . . . 40 28.37  
 WRITE-IN. . . . . 0

DIRECTOR VALLEY PARK FIRE DISTRICT

(Vote for ) 1  
 (WITH 0 OF 16 COUNTED)  
 KAREN VALDEZ . . . . . 72 53.33  
 DANIEL WILBURN . . . . . 63 46.67  
 WRITE-IN. . . . . 0

DIRECTOR VALLEY PARK FIRE DISTRICT (UNEXPIRED TERM)

(Vote for ) 1  
 (WITH 0 OF 16 COUNTED)  
 SHERI SCHMITT. . . . . 78 59.54  
 BEN HELTON. . . . . 36 27.48  
 CHARLES KUCHAR . . . . . 17 12.98  
 WRITE-IN. . . . . 0



SUMMARY REPORT  
 RUN DATE:04/04/17  
 RUN TIME:09:08 PM

GENERAL MUNICIPAL ELECTION  
 ST. LOUIS COUNTY, MISSOURI  
 TUESDAY, APRIL 4, 2017

UNOFFICIAL RESULTS

	VOTES	PERCENT
PRECINCTS COUNTED (OF 822) . . . . .	386	46.96
REGISTERED VOTERS - TOTAL . . . . .	703,245	
BALLOTS CAST - TOTAL . . . . .	82,944	
VOTER TURNOUT - TOTAL . . . . .		11.79
ST. LOUIS COUNTY - PROPOSITION P		
**SALES TAX - POLICE & PUBLIC SAFETY**		
(Vote for ) 1		
(WITH 386 OF 822 COUNTED 46.96%)		
YES . . . . .	52,515	63.78
NO. . . . .	29,829	36.22
MAYOR BALLWIN		
(Vote for ) 1		
(WITH 7 OF 30 COUNTED 23.33%)		
TIM POGUE . . . . .	898	97.50
WRITE-IN. . . . .	23	2.50
ALDERPERSON BALLWIN WARD 1		
(Vote for ) 1		
(WITH 1 OF 6 COUNTED 16.67%)		
JIMMY TERBROCK . . . . .	65	95.59
WRITE-IN. . . . .	3	4.41
ALDERPERSON BALLWIN WARD 2		
(Vote for ) 1		
(WITH 3 OF 7 COUNTED 42.86%)		
MARK R. STALLMANN. . . . .	539	98.00
WRITE-IN. . . . .	11	2.00
ALDERPERSON BALLWIN WARD 3		
(Vote for ) 1		
(WITH 2 OF 9 COUNTED 22.22%)		
JIM LEAHY . . . . .	119	98.35
WRITE-IN. . . . .	2	1.65
ALDERPERSON BALLWIN WARD 4		
(Vote for ) 1		
(WITH 1 OF 8 COUNTED 12.50%)		
ROSS BULLINGTON . . . . .	77	49.04
BRANT HARBER . . . . .	48	30.57
TERICA DONNELLY . . . . .	32	20.38
WRITE-IN. . . . .	0	
ALDERMEN BEL NOR WARD 1		
(Vote for ) 1		
(WITH 1 OF 1 COUNTED)		
CHARLEE McBRIDE . . . . .	127	93.38
WRITE-IN. . . . .	9	6.62
ALDERMEN BEL NOR WARD 2		
(Vote for ) 1		
(WITH 1 OF 1 COUNTED)		
JAN NELSON . . . . .	175	95.63
WRITE-IN. . . . .	8	4.37
ALDERMEN BEL-RIDGE WARD 1		
(Vote for ) 1		
(WITH 1 OF 1 COUNTED)		
CATHERINE (CATHY) RAGLAND . . . . .	18	45.00
KAREN NELSON . . . . .	22	55.00
WRITE-IN. . . . .	0	
ALDERMEN BEL-RIDGE WARD 2		
(Vote for ) 1		
(WITH 1 OF 1 COUNTED)		
REGINALD BROWN. . . . .	67	53.17
JEROME C. ROBINSON . . . . .	58	46.03
WRITE-IN. . . . .	1	.79
ALDERMEN BEL-RIDGE WARD 3		
(Vote for ) 1		
(WITH 2 OF 2 COUNTED)		
ROBBIN R. RUSSELL. . . . .	71	55.47

GORDON C. BROCK . . . . .	57	44.53
WRITE-IN. . . . .	0	
ALDERPERSON BELLA VILLA WARD 1		
(Vote for ) 1		
(WITH 1 OF 1 COUNTED)		
JOHN FRANKLIN. . . . .	33	97.06
WRITE-IN. . . . .	1	2.94
ALDERPERSON BELLA VILLA WARD 2		
(Vote for ) 1		
(WITH 1 OF 1 COUNTED)		
CINDY SCHWEGMANN. . . . .	24	92.31
WRITE-IN. . . . .	2	7.69
ALDERPERSON BELLA VILLA WARD 3		
(Vote for ) 1		
(WITH 1 OF 1 COUNTED)		
MARY KAREN SIKORSKI . . . . .	23	100.00
WRITE-IN. . . . .	0	
BELLA VILLA - PROPOSITION A		
**FORGO ANNUAL ELECTIONS**		
(Vote for ) 1		
(WITH 3 OF 3 COUNTED)		
YES . . . . .	53	57.61
NO. . . . .	39	42.39
ALDERMEN BELLERIVE ACRES		
(Vote for ) 2		
(WITH 0 OF 1 COUNTED)		
TOM KIELY . . . . .	4	36.36
NANCY M. HARTMAN . . . . .	3	27.27
CHERYL MILTON ROBERTS . . . . .	4	36.36
WRITE-IN. . . . .	0	
MAYOR BEVERLY HILLS		
(Vote for ) 1		
(WITH 2 OF 2 COUNTED)		
BRIAN K. JACKSON . . . . .	60	92.31
WRITE-IN. . . . .	5	7.69
ALDERPERSON BEVERLY HILLS WARD 1		
(Vote for ) 1		
(WITH 1 OF 1 COUNTED)		
MARY PATTERSON . . . . .	30	96.77
WRITE-IN. . . . .	1	3.23
ALDERPERSON BEVERLY HILLS WARD 2		
(Vote for ) 1		
(WITH 1 OF 1 COUNTED)		
ROBERTA OUSLEY . . . . .	32	96.97
WRITE-IN. . . . .	1	3.03
TREASURER BLACK JACK		
(Vote for ) 1		
(WITH 3 OF 6 COUNTED 50%)		
ANN L. WRIGHT . . . . .	585	98.98
WRITE-IN. . . . .	6	1.02
COUNCIL MEMBER BLACK JACK WARD 1		
(Vote for ) 1		
(WITH 0 OF 1 COUNTED)		
RICK STEIGERWALD. . . . .	15	60.00
VERONICA PATTON . . . . .	10	40.00
WRITE-IN. . . . .	0	
COUNCIL MEMBER BLACK JACK WARD 2		
(Vote for ) 1		
(WITH 1 OF 2 COUNTED 50%)		
CARMEN WATKINS-AUSTELL. . . . .	122	97.60
WRITE-IN. . . . .	3	2.40
COUNCIL MEMBER BLACK JACK WARD 3		
(Vote for ) 1		
(WITH 1 OF 1 COUNTED)		
LEO SIMMONS . . . . .	46	14.84
ABDURAQEEB (AJ) WHITE . . . . .	144	46.45
ARLENE V. McCLENDON . . . . .	118	38.06
WRITE-IN. . . . .	2	.65

COUNCIL MEMBER BLACK JACK WARD 4		
(Vote for )	1	
(WITH 1 OF 2 COUNTED 50%)		
RODNEY C. GRADY . . . . .	140	72.54
RONALD POINTER . . . . .	33	17.10
MICHAEL E. STARKS, SR. . . . .	20	10.36
WRITE-IN. . . . .	0	
COUNCIL MEMBER BRECKENRIDGE HILLS WARD 1		
(Vote for )	1	
(WITH 0 OF 1 COUNTED)		
KEN SIMPSON . . . . .	6	85.71
WRITE-IN. . . . .	1	14.29
COUNCIL MEMBER BRECKENRIDGE HILLS WARD 2		
(Vote for )	1	
(WITH 0 OF 1 COUNTED)		
DONALD CATLIN, JR. . . . .	5	71.43
CAMERON JOHNSON . . . . .	2	28.57
WRITE-IN. . . . .	0	
COUNCIL MEMBER BRECKENRIDGE HILLS WARD 3		
(Vote for )	1	
(WITH 0 OF 1 COUNTED)		
GEORGE BEEMAN. . . . .	5	100.00
WRITE-IN. . . . .	0	
COUNCIL MEMBER BRECKENRIDGE HILLS WARD 4		
(Vote for )	1	
(WITH 0 OF 1 COUNTED)		
SHERYL GLADNEY . . . . .	2	100.00
SHANE PELLERIN . . . . .	0	
WRITE-IN. . . . .	0	
MAYOR BRENTWOOD		
(Vote for )	1	
(WITH 6 OF 6 COUNTED)		
CHRISTOPHER A. THORNTON. . . . .	893	52.81
BARBARA B. CLEMENTS . . . . .	784	46.36
WRITE-IN. . . . .	14	.83
MUNICIPAL JUDGE BRENTWOOD		
(Vote for )	1	
(WITH 6 OF 6 COUNTED)		
PATRICK DIGNAM . . . . .	1,375	98.28
WRITE-IN. . . . .	24	1.72
ALDERPERSON BRENTWOOD WARD 1		
(Vote for )	1	
(WITH 2 OF 2 COUNTED)		
DAVID PLUFKA . . . . .	477	95.98
WRITE-IN. . . . .	20	4.02
ALDERPERSON BRENTWOOD WARD 2		
(Vote for )	1	
(WITH 1 OF 1 COUNTED)		
BRANDON WEGGE. . . . .	351	98.04
WRITE-IN. . . . .	7	1.96
ALDERPERSON BRENTWOOD WARD 3		
(Vote for )	1	
(WITH 2 OF 2 COUNTED)		
STEVE LOCHMOELLER . . . . .	382	98.20
WRITE-IN. . . . .	7	1.80
ALDERPERSON BRENTWOOD WARD 4		
(Vote for )	1	
(WITH 1 OF 1 COUNTED)		
THOMAS KRAMER. . . . .	230	95.83
WRITE-IN. . . . .	10	4.17
MUNICIPAL JUDGE BRIDGETON		
(Vote for )	1	
(WITH 14 OF 20 COUNTED 70%)		
JOSEPH W. LARREW . . . . .	817	98.79
WRITE-IN. . . . .	10	1.21
COUNCIL MEMBER BRIDGETON WARD 1		
(Vote for )	1	
(WITH 4 OF 6 COUNTED 66.67%)		
ROBERT R. (BOB) SAETTELE . . . . .	182	97.33

WRITE-IN. . . . .	5	2.67
COUNCIL MEMBER BRIDGETON WARD 2		
(Vote for ) 1		
(WITH 3 OF 4 COUNTED 75%)		
JERRY GRIMMER. . . . .	159	97.55
WRITE-IN. . . . .	4	2.45
COUNCIL MEMBER BRIDGETON WARD 3		
(Vote for ) 1		
(WITH 5 OF 6 COUNTED 83.33%)		
FERD FETSCH . . . . .	328	99.39
WRITE-IN. . . . .	2	.61
COUNCIL MEMBER BRIDGETON WARD 4		
(Vote for ) 1		
(WITH 2 OF 4 COUNTED 50%)		
JONI NORRIS . . . . .	157	96.91
WRITE-IN. . . . .	5	3.09
MAYOR CALVERTON PARK		
(Vote for ) 1		
(WITH 0 OF 2 COUNTED)		
JAMES A. PAUNOVICH . . . . .	2	100.00
WRITE-IN. . . . .	0	
ALDERMEN CALVERTON PARK WARD 1		
(Vote for ) 1		
(WITH 0 OF 1 COUNTED)		
TANDRA McWRIGHT . . . . .	2	100.00
WRITE-IN. . . . .	0	
ALDERMEN CALVERTON PARK WARD 2		
(Vote for ) 1		
(WITH 0 OF 1 COUNTED)		
LESLIE FOGARTY. . . . .	0	
WRITE-IN. . . . .	0	
TRUSTEE CHAMP		
(Vote for ) 5		
(WITH 1 OF 1 COUNTED)		
J. SCOTT FOWLER . . . . .	6	19.35
KENNETH A. LAMAAR. . . . .	6	19.35
JAMES J. GERLING . . . . .	6	19.35
CLINTON DAVID HOOKER. . . . .	7	22.58
KATHERINE JEAN HOOKER . . . . .	6	19.35
WRITE-IN. . . . .	0	
MAYOR CHARLACK		
(Vote for ) 1		
(WITH 0 OF 3 COUNTED)		
MARK CHAMBERLAIN. . . . .	4	100.00
WRITE-IN. . . . .	0	
ALDERPERSON CHARLACK WARD 1		
(Vote for ) 1		
(WITH 0 OF 2 COUNTED)		
ROBERT (BOB) TERRY . . . . .	1	100.00
WRITE-IN. . . . .	0	
ALDERPERSON CHARLACK WARD 2		
(Vote for ) 1		
(WITH 0 OF 1 COUNTED)		
NO CANDIDATE FILED . . . . .	0	
WRITE-IN. . . . .	0	
CHARLACK - PROPOSITION A		
**BUSINESS LICENSE FEE**		
(Vote for ) 1		
(WITH 0 OF 3 COUNTED)		
YES . . . . .	3	75.00
NO. . . . .	1	25.00
MAYOR CHESTERFIELD		
(Vote for ) 1		
(WITH 18 OF 33 COUNTED 54.55%)		
BOB NATION. . . . .	2,717	60.77
RANDY LOGAN . . . . .	1,737	38.85
WRITE-IN. . . . .	17	.38
COUNCIL MEMBER CHESTERFIELD WARD 1		

(Vote for ) 1		
(WITH 0 OF 7 COUNTED)		
BARBARA McGUINNESS . . . . .	147	100.00
WRITE-IN. . . . .	0	
COUNCIL MEMBER CHESTERFIELD WARD 2		
(Vote for ) 1		
(WITH 4 OF 7 COUNTED 57.14%)		
BEN KUMAR KEATHLEY . . . . .	515	40.49
AARON WAHL . . . . .	404	31.76
RYAN C. MIANO . . . . .	54	4.25
CHRISTOPHER C. NATSCH . . . . .	297	23.35
WRITE-IN. . . . .	2	.16
COUNCIL MEMBER CHESTERFIELD WARD 3		
(Vote for ) 1		
(WITH 5 OF 10 COUNTED 50%)		
DAN HURT . . . . .	763	97.70
WRITE-IN. . . . .	18	2.30
COUNCIL MEMBER CHESTERFIELD WARD 4		
(Vote for ) 1		
(WITH 9 OF 9 COUNTED)		
MATTHEW J. WHITE . . . . .	457	23.53
NATHAN ROACH . . . . .	617	31.77
MICHELLE OHLEY. . . . .	861	44.34
WRITE-IN. . . . .	7	.36
ALDERPERSON CLARKSON VALLEY WARD 1		
(Vote for ) 1		
(WITH 1 OF 1 COUNTED)		
JAMES F. MEYER. . . . .	123	77.36
BERNARD A. SQUITIERI. . . . .	35	22.01
WRITE-IN. . . . .	1	.63
ALDERPERSON CLARKSON VALLEY WARD 2		
(Vote for ) 1		
(WITH 1 OF 1 COUNTED)		
HONORA SCHILLER . . . . .	92	95.83
WRITE-IN. . . . .	4	4.17
ALDERPERSON CLARKSON VALLEY WARD 3		
(Vote for ) 1		
(WITH 1 OF 1 COUNTED)		
F. SCOTT SCHULTZ . . . . .	101	98.06
WRITE-IN. . . . .	2	1.94
ALDERPERSON CLAYTON WARD 1		
(Vote for ) 1		
(WITH 3 OF 3 COUNTED)		
RICHARD LINTZ. . . . .	246	96.09
WRITE-IN. . . . .	10	3.91
ALDERPERSON CLAYTON WARD 2		
(Vote for ) 1		
(WITH 4 OF 4 COUNTED)		
MICHELLE HARRIS . . . . .	382	95.26
WRITE-IN. . . . .	19	4.74
ALDERPERSON CLAYTON WARD 3		
(Vote for ) 1		
(WITH 2 OF 4 COUNTED 50%)		
MARK WININGS . . . . .	383	69.13
JUSTIN PERRYMAN . . . . .	171	30.87
WRITE-IN. . . . .	0	
ALDERPERSON COOL VALLEY WARD 1		
(Vote for ) 1		
(WITH 1 OF 1 COUNTED)		
DON JOHNSON . . . . .	53	96.36
WRITE-IN. . . . .	2	3.64
ALDERPERSON COOL VALLEY WARD 2		
(Vote for ) 1		
(WITH 1 OF 1 COUNTED)		
ALVIN ROBINSON . . . . .	68	100.00
WRITE-IN. . . . .	0	
TRUSTEE COUNTRY LIFE ACRES		
(Vote for ) 3		
(WITH 1 OF 1 COUNTED)		

JAMES GIARDINA . . . . .	7	33.33
TIMOTHY D. CLARK . . . . .	7	33.33
SUSAN C. HOLMES . . . . .	7	33.33
WRITE-IN. . . . .	0	
MAYOR CRESTWOOD		
(Vote for ) 1		
(WITH 2 OF 8 COUNTED 25%)		
GREGG ROBY. . . . .	1,059	94.72
WRITE-IN. . . . .	59	5.28
CRESTWOOD - PROPOSITION C		
**TAX LEVY - GENERAL REVENUE**		
(Vote for ) 1		
(WITH 2 OF 8 COUNTED 25%)		
YES . . . . .	741	56.14
NO. . . . .	579	43.86
COUNCIL MEMBER CREVE COEUR WARD 1		
(Vote for ) 1		
(WITH 0 OF 5 COUNTED)		
ALEXIS TRAVERS. . . . .	29	96.67
WRITE-IN. . . . .	1	3.33
COUNCIL MEMBER CREVE COEUR WARD 2		
(Vote for ) 1		
(WITH 2 OF 6 COUNTED 33.33%)		
ELLEN LAWRENCE. . . . .	153	98.08
WRITE-IN. . . . .	3	1.92
COUNCIL MEMBER CREVE COEUR WARD 3		
(Vote for ) 1		
(WITH 0 OF 4 COUNTED)		
CHARLOTTE D'ALFONSO . . . . .	21	100.00
WRITE-IN. . . . .	0	
COUNCIL MEMBER CREVE COEUR WARD 4		
(Vote for ) 1		
(WITH 0 OF 4 COUNTED)		
SCOTT SAUNDERS . . . . .	28	93.33
WRITE-IN. . . . .	2	6.67
ALDERPERSON CRYSTAL LAKE PARK WARD 1		
(Vote for ) 1		
(WITH 1 OF 1 COUNTED)		
NANCY BROOKS . . . . .	42	97.67
WRITE-IN. . . . .	1	2.33
ALDERPERSON CRYSTAL LAKE PARK WARD 2		
(Vote for ) 1		
(WITH 1 OF 1 COUNTED)		
DENNIS A. NAHNSEN. . . . .	43	93.48
WRITE-IN. . . . .	3	6.52
MAYOR DELLWOOD		
(Vote for ) 1		
(WITH 1 OF 8 COUNTED 12.50%)		
REGGIE JONES . . . . .	156	96.89
WRITE-IN. . . . .	5	3.11
ALDERPERSON DELLWOOD WARD 1		
(Vote for ) 1		
(WITH 0 OF 2 COUNTED)		
LAMONT WILLIAMS . . . . .	13	92.86
WRITE-IN. . . . .	1	7.14
ALDERPERSON DELLWOOD WARD 2		
(Vote for ) 1		
(WITH 0 OF 1 COUNTED)		
KENNETH ROBINSON. . . . .	7	100.00
WRITE-IN. . . . .	0	
ALDERPERSON DELLWOOD WARD 3		
(Vote for ) 1		
(WITH 1 OF 2 COUNTED 50%)		
ANJANEE' (ANN) WILKINS. . . . .	89	68.99
TEONA McGHAW-BOURE' . . . . .	40	31.01
WRITE-IN. . . . .	0	
ALDERPERSON DELLWOOD WARD 4		
(Vote for ) 1		

(WITH 0 OF 3 COUNTED)		
SHANON HOLT . . . . .	15	100.00
WRITE-IN. . . . .	0	
DELLWOOD - PROPOSITION E		
**ELIMINATE ELECTED COLLECTOR**		
(Vote for ) 1		
(WITH 1 OF 8 COUNTED 12.50%)		
YES . . . . .	104	61.54
NO. . . . .	65	38.46
MUNICIPAL JUDGE DES PERES		
(Vote for ) 1		
(WITH 4 OF 7 COUNTED 57.14%)		
CHUCK BILLINGS . . . . .	843	66.64
MARK R. BAHN . . . . .	418	33.04
WRITE-IN. . . . .	4	.32
ALDERMAN DES PERES WARD 1		
(Vote for ) 1		
(WITH 1 OF 2 COUNTED 50%)		
JANE LANGA. . . . .	197	51.71
BENJAMIN J. SANSONE . . . . .	183	48.03
WRITE-IN. . . . .	1	.26
ALDERMAN DES PERES WARD 2		
(Vote for ) 1		
(WITH 1 OF 2 COUNTED 50%)		
JIM KLEINSCHMIDT. . . . .	305	64.76
CHRIS JONES . . . . .	165	35.03
WRITE-IN. . . . .	1	.21
ALDERMAN DES PERES WARD 3		
(Vote for ) 1		
(WITH 2 OF 3 COUNTED 66.67%)		
SEAN P. CONCAGH . . . . .	396	98.75
WRITE-IN. . . . .	5	1.25
MAYOR EDMUNDSON		
(Vote for ) 1		
(WITH 0 OF 2 COUNTED)		
JOHN GWALTNEY. . . . .	4	100.00
WRITE-IN. . . . .	0	
ALDERPERSON EDMUNDSON WARD 1		
(Vote for ) 1		
(WITH 0 OF 1 COUNTED)		
ADELE M.V. CROWN . . . . .	2	100.00
GEORGE ACOSTA, II . . . . .	0	
WRITE-IN. . . . .	0	
ALDERPERSON EDMUNDSON WARD 2		
(Vote for ) 1		
(WITH 0 OF 1 COUNTED)		
TONY MIKULUS . . . . .	3	100.00
WRITE-IN. . . . .	0	
COUNCIL MEMBER ELLISVILLE DISTRICT 1		
(Vote for ) 1		
(WITH 4 OF 5 COUNTED 80%)		
GARY VOSS . . . . .	312	93.98
WRITE-IN. . . . .	20	6.02
COUNCIL MEMBER ELLISVILLE DISTRICT 2		
(Vote for ) 1		
(WITH 2 OF 4 COUNTED 50%)		
KEN NEWHOUSE . . . . .	131	46.95
MICK CAHILL . . . . .	146	52.33
WRITE-IN. . . . .	2	.72
COUNCIL MEMBER ELLISVILLE DISTRICT 3		
(Vote for ) 1		
(WITH 2 OF 3 COUNTED 66.67%)		
MIKE ROEMERMAN . . . . .	131	19.82
CYNTHIA (CINDY) POOL . . . . .	297	44.93
SUZANNE GUNDLACH. . . . .	231	34.95
WRITE-IN. . . . .	2	.30
MARSHAL EUREKA		
(Vote for ) 1		
(WITH 6 OF 6 COUNTED)		

MICHAEL A. WIEGAND . . . . .	1,680	99.06
WRITE-IN. . . . .	16	.94
ALDERPERSON EUREKA WARD 1		
(Vote for ) 1		
(WITH 2 OF 2 COUNTED)		
WES SIR. . . . .	625	96.60
WRITE-IN. . . . .	22	3.40
ALDERPERSON EUREKA WARD 2		
(Vote for ) 1		
(WITH 2 OF 2 COUNTED)		
BRYAN KIEFER . . . . .	142	42.77
CARLEEN MURRAY . . . . .	188	56.63
WRITE-IN. . . . .	2	.60
ALDERPERSON EUREKA WARD 3		
(Vote for ) 1		
(WITH 2 OF 2 COUNTED)		
SHANNON BRITT. . . . .	351	48.48
STEVE GRZYB . . . . .	373	51.52
WRITE-IN. . . . .	0	
MAYOR FENTON		
(Vote for ) 1		
(WITH 0 OF 6 COUNTED)		
JOE MAURATH . . . . .	35	53.85
JOSH VOYLES . . . . .	30	46.15
WRITE-IN. . . . .	0	
ALDERPERSON FENTON WARD 1		
(Vote for ) 1		
(WITH 0 OF 1 COUNTED)		
ANDREW SOBEY, JR. . . . .	16	80.00
MIKE JONES. . . . .	4	20.00
WRITE-IN. . . . .	0	
ALDERPERSON FENTON WARD 2		
(Vote for ) 1		
(WITH 0 OF 2 COUNTED)		
GARY SIEBERT . . . . .	10	43.48
GREG HEFELE . . . . .	13	56.52
WRITE-IN. . . . .	0	
ALDERPERSON FENTON WARD 3		
(Vote for ) 1		
(WITH 0 OF 2 COUNTED)		
CHRIS CLAUSS . . . . .	3	60.00
DARLYS PRESLAR . . . . .	2	40.00
WRITE-IN. . . . .	0	
ALDERPERSON FENTON WARD 4		
(Vote for ) 1		
(WITH 0 OF 1 COUNTED)		
JAMES MAULLER. . . . .	10	66.67
VERA J. GLICK . . . . .	5	33.33
WRITE-IN. . . . .	0	
MAYOR FERGUSON		
(Vote for ) 1		
(WITH 8 OF 13 COUNTED 61.54%)		
ELLA JONES. . . . .	933	48.57
JAMES W. KNOWLES, III . . . . .	984	51.22
WRITE-IN. . . . .	4	.21
FERGUSON - PROPOSITION A		
**CITY CHARTER - POLICE VIDEO SYSTEMS**		
(Vote for ) 1		
(WITH 8 OF 13 COUNTED 61.54%)		
YES . . . . .	1,409	74.20
NO. . . . .	490	25.80
MAYOR FLORDELL HILLS		
(Vote for ) 1		
(WITH 2 OF 2 COUNTED)		
JOSEPH R. NOETH . . . . .	36	80.00
WRITE-IN. . . . .	9	20.00
ALDERPERSON FLORDELL HILLS WARD 1		
(Vote for ) 1		
(WITH 1 OF 1 COUNTED)		



DEBBIE ANN DAVIS . . . . .	8	42.11
ARTHUR C. HAMILTON . . . . .	3	15.79
KIMBERLY R. CAMPBELL-DUSSOLD . . . . .	8	42.11
WRITE-IN. . . . .	0	
ALDERPERSON FLORDELL HILLS WARD 2		
(Vote for ) 1		
(WITH 1 OF 1 COUNTED)		
DARREL VAUGHT . . . . .	31	93.94
WRITE-IN. . . . .	2	6.06
COUNCIL MEMBER FLORISSANT WARD 2		
(Vote for ) 1		
(WITH 4 OF 5 COUNTED 80%)		
TIM JONES . . . . .	384	96.00
WRITE-IN. . . . .	16	4.00
COUNCIL MEMBER FLORISSANT WARD 4		
(Vote for ) 1		
(WITH 2 OF 4 COUNTED 50%)		
JEFF CAPUTA . . . . .	156	65.00
WRITE-IN. . . . .	84	35.00
COUNCIL MEMBER FLORISSANT WARD 6		
(Vote for ) 1		
(WITH 1 OF 4 COUNTED 25%)		
GERARD J. HENKE . . . . .	229	96.22
WRITE-IN. . . . .	9	3.78
COUNCIL MEMBER FLORISSANT WARD 8		
(Vote for ) 1		
(WITH 1 OF 4 COUNTED 25%)		
MARK SCHMIDT . . . . .	157	43.01
ROBERT PARSON, JR. . . . .	207	56.71
WRITE-IN. . . . .	1	.27
MAYOR FRONTENAC		
(Vote for ) 1		
(WITH 3 OF 4 COUNTED 75%)		
KATE HATFIELD. . . . .	285	44.12
MARGOT M. MARTIN . . . . .	361	55.88
WRITE-IN. . . . .	0	
ALDERPERSON FRONTENAC WARD 1		
(Vote for ) 1		
(WITH 2 OF 2 COUNTED)		
MICHAEL MARGRAF . . . . .	76	33.63
(DANIEL F.) DAN KEMPER. . . . .	148	65.49
WRITE-IN. . . . .	2	.88
ALDERPERSON FRONTENAC WARD 2		
(Vote for ) 1		
(WITH 1 OF 1 COUNTED)		
NALINI S. MAHADEVAN . . . . .	233	97.90
WRITE-IN. . . . .	5	2.10
ALDERPERSON FRONTENAC WARD 3		
(Vote for ) 1		
(WITH 0 OF 1 COUNTED)		
TOM O'BRIEN . . . . .	23	100.00
WRITE-IN. . . . .	0	
TRUSTEE GLEN ECHO PARK		
(Vote for ) 3		
(WITH 1 OF 1 COUNTED)		
WARREN L. PAUL, JR. . . . .	23	34.85
LEROY JACKSON. . . . .	20	30.30
DAN I. WILLIAMS . . . . .	22	33.33
WRITE-IN. . . . .	1	1.52
MAYOR GLENDALE		
(Vote for ) 1		
(WITH 3 OF 6 COUNTED 50%)		
RICHARD J. MAGEE . . . . .	1,138	97.43
WRITE-IN. . . . .	30	2.57
ALDERPERSON GLENDALE WARD 1		
(Vote for ) 1		
(WITH 1 OF 2 COUNTED 50%)		
PAUL E. ROETTGER . . . . .	577	98.97
WRITE-IN. . . . .	6	1.03

ALDERPERSON GLENDALE WARD 2		
(Vote for ) 1		
(WITH 2 OF 2 COUNTED)		
MICHAEL J. BAUGUS. . . . .	506	98.64
WRITE-IN. . . . .	7	1.36
ALDERPERSON GLENDALE WARD 3		
(Vote for ) 1		
(WITH 0 OF 2 COUNTED)		
JOHN J. SCHUSTER . . . . .	25	100.00
WRITE-IN. . . . .	0	
ALDERPERSON-AT-LARGE GREENDALE		
(Vote for ) 2		
(WITH 0 OF 1 COUNTED)		
ALEXANDER (ALEX) HERMAN . . . . .	9	34.62
DORIS TROJCAK. . . . .	14	53.85
AARIN BOOKER . . . . .	3	11.54
WRITE-IN. . . . .	0	
MAYOR GREEN PARK		
(Vote for ) 1		
(WITH 5 OF 5 COUNTED)		
TONY POUSOSA . . . . .	249	43.38
BOB REINAGEL . . . . .	320	55.75
WRITE-IN. . . . .	5	.87
ALDERPERSON GREEN PARK WARD 1		
(Vote for ) 1		
(WITH 2 OF 2 COUNTED)		
MICHAEL BROUGHTON . . . . .	126	90.00
WRITE-IN. . . . .	14	10.00
ALDERPERSON GREEN PARK WARD 2		
(Vote for ) 1		
(WITH 2 OF 2 COUNTED)		
TIM THUSTON . . . . .	181	97.31
WRITE-IN. . . . .	5	2.69
ALDERPERSON GREEN PARK WARD 3		
(Vote for ) 1		
(WITH 1 OF 1 COUNTED)		
JOE MONTELEONE . . . . .	147	98.00
WRITE-IN. . . . .	3	2.00
TRUSTEE HANLEY HILLS		
(Vote for ) 5		
(WITH 0 OF 1 COUNTED)		
MIA A. SHIELDS. . . . .	7	13.21
STANLEY B. TAYLOR. . . . .	8	15.09
JULIA A. BOWEN. . . . .	8	15.09
DIANA M. WHITE. . . . .	11	20.75
LAMANDA GOODRICH. . . . .	3	5.66
GREGORY L. ROBINSON . . . . .	7	13.21
BETTYE A. MITCHELL . . . . .	7	13.21
WRITE-IN. . . . .	2	3.77
TRUSTEE HANLEY HILLS (UNEXPIRED TERM)		
(Vote for ) 1		
(WITH 0 OF 1 COUNTED)		
NO CANDIDATE FILED . . . . .	0	
WRITE-IN. . . . .	4	100.00
COUNCIL MEMBER HAZELWOOD WARD 2		
(Vote for ) 1		
(WITH 4 OF 4 COUNTED)		
BOB AUBUCHON . . . . .	180	97.83
WRITE-IN. . . . .	4	2.17
COUNCIL MEMBER HAZELWOOD WARD 4		
(Vote for ) 1		
(WITH 2 OF 2 COUNTED)		
BOB PARKIN. . . . .	147	97.35
WRITE-IN. . . . .	4	2.65
COUNCIL MEMBER HAZELWOOD WARD 6		
(Vote for ) 1		
(WITH 1 OF 2 COUNTED 50%)		
WARREN (BUTCH) TAYLOR . . . . .	80	98.77
WRITE-IN. . . . .	1	1.23

COUNCIL MEMBER HAZELWOOD WARD 8		
(Vote for ) 1		
(WITH 3 OF 3 COUNTED)		
MARY G. SINGLETON. . . . .	509	97.70
WRITE-IN. . . . .	12	2.30
TRUSTEE HILLSDALE		
(Vote for ) 2		
(WITH 0 OF 1 COUNTED)		
WILLIE J. THOMAS . . . . .	2	100.00
BENARD ERVIN . . . . .	0	
WRITE-IN. . . . .	0	
HILLSDALE - PROPOSITION B		
**OUT OF STATE TAX - CONTINUATION**		
(Vote for ) 1		
(WITH 0 OF 1 COUNTED)		
YES . . . . .	1	33.33
NO. . . . .	2	66.67
ALDERPERSON HUNTLEIGH WARD 1		
(Vote for ) 1		
(WITH 0 OF 1 COUNTED)		
JOHN HUGHES . . . . .	0	
WRITE-IN. . . . .	0	
ALDERPERSON HUNTLEIGH WARD 2		
(Vote for ) 1		
(WITH 0 OF 2 COUNTED)		
JAGDISH L. HINDUJA . . . . .	3	100.00
WRITE-IN. . . . .	0	
MAYOR JENNINGS (UNEXPIRED TERM)		
(Vote for ) 1		
(WITH 8 OF 18 COUNTED 44.44%)		
YOLANDA AUSTIN . . . . .	492	57.61
PHYLLIS R. ANDERSON . . . . .	63	7.38
FRANCINE DUGGER . . . . .	292	34.19
WRITE-IN. . . . .	7	.82
COUNCIL MEMBER JENNINGS WARD 1		
(Vote for ) 1		
(WITH 3 OF 5 COUNTED 60%)		
ALLEN C. McDONNELL . . . . .	53	21.03
YOLONDA FOUNTAIN HENDERSON. . . . .	86	34.13
MIRANDA JONES. . . . .	112	44.44
WRITE-IN. . . . .	1	.40
COUNCIL MEMBER JENNINGS WARD 2		
(Vote for ) 1		
(WITH 2 OF 4 COUNTED 50%)		
TERRY WILSON . . . . .	224	63.64
DISQUALIFIED . . . . .	100	28.41
HAROLD D. CUSHSHON . . . . .	26	7.39
WRITE-IN. . . . .	2	.57
COUNCIL MEMBER JENNINGS WARD 3		
(Vote for ) 1		
(WITH 1 OF 4 COUNTED 25%)		
JULIA ROBERTS. . . . .	28	59.57
TED SIMPSON . . . . .	19	40.43
WRITE-IN. . . . .	0	
COUNCIL MEMBER JENNINGS WARD 4		
(Vote for ) 1		
(WITH 2 OF 5 COUNTED 40%)		
CAROL EPPS. . . . .	111	59.68
SHONTE BYRD . . . . .	74	39.78
WRITE-IN. . . . .	1	.54
ALDERPERSON-AT-LARGE KINLOCH		
(Vote for ) 2		
(WITH 1 OF 1 COUNTED)		
DEIDRE M. PICKENS. . . . .	4	18.18
HELEN R. JONES-FRYER. . . . .	6	27.27
EVELYN CARTER. . . . .	11	50.00
WRITE-IN. . . . .	1	4.55
KIRKWOOD - PROPOSITION 1		
**SALES TAX - CAPITAL IMPROVEMENTS**		

(Vote for ) 1		
(WITH 6 OF 15 COUNTED 40%)		
YES . . . . .	3,075	77.18
NO. . . . .	909	22.82
MAYOR LADUE		
(Vote for ) 1		
(WITH 1 OF 9 COUNTED 11.11%)		
NANCY F. SPEWAK . . . . .	226	97.41
WRITE-IN. . . . .	6	2.59
COUNCIL MEMBER LADUE WARD 1		
(Vote for ) 1		
(WITH 0 OF 3 COUNTED)		
JOHN M. HOWELL, JR. . . . .	13	100.00
WRITE-IN. . . . .	0	
COUNCIL MEMBER LADUE WARD 2		
(Vote for ) 1		
(WITH 0 OF 3 COUNTED)		
JOHN R. FOX. . . . .	18	100.00
WRITE-IN. . . . .	0	
COUNCIL MEMBER LADUE WARD 3		
(Vote for ) 1		
(WITH 1 OF 3 COUNTED 33.33%)		
BILL BRENNAN, JR. . . . .	183	99.46
WRITE-IN. . . . .	1	.54
ALDERPERSON LAKESHIRE WARD 1		
(Vote for ) 1		
(WITH 0 OF 1 COUNTED)		
MIKE TWELLMAN. . . . .	2	100.00
WRITE-IN. . . . .	0	
ALDERPERSON LAKESHIRE WARD 2		
(Vote for ) 1		
(WITH 0 OF 1 COUNTED)		
SHAWN COWAN . . . . .	4	100.00
WRITE-IN. . . . .	0	
ALDERPERSON LAKESHIRE WARD 3		
(Vote for ) 1		
(WITH 0 OF 1 COUNTED)		
ROSALIND R. STEEL. . . . .	1	100.00
WRITE-IN. . . . .	0	
TRUSTEE MACKENZIE		
(Vote for ) 3		
(WITH 1 OF 1 COUNTED)		
PATRICIA ARRENDELL . . . . .	15	31.91
PATRICIA BERRY. . . . .	17	36.17
CAROL ZANDER . . . . .	15	31.91
WRITE-IN. . . . .	0	
ALDERPERSON MANCHESTER WARD 1		
(Vote for ) 1		
(WITH 0 OF 7 COUNTED)		
PAUL C. HAMILL. . . . .	22	78.57
NORMAN E. GIERER . . . . .	6	21.43
WRITE-IN. . . . .	0	
ALDERPERSON MANCHESTER WARD 2		
(Vote for ) 1		
(WITH 0 OF 6 COUNTED)		
MIKE CLEMENT . . . . .	36	72.00
BRIAN ELLIOTT. . . . .	14	28.00
WRITE-IN. . . . .	0	
ALDERPERSON MANCHESTER WARD 3		
(Vote for ) 1		
(WITH 0 OF 5 COUNTED)		
RICHARD BAUMANN . . . . .	32	64.00
WILLIAM H. (BILL) PINKSTON. . . . .	17	34.00
WRITE-IN. . . . .	1	2.00
MAYOR MAPLEWOOD		
(Vote for ) 1		
(WITH 6 OF 6 COUNTED)		
BARRY JAY GREENBERG . . . . .	772	56.76
PATRICK J. JUGO . . . . .	574	42.21

WRITE-IN. . . . .	14	1.03
COUNCIL MEMBER MAPLEWOOD WARD 1		
(Vote for ) 1		
(WITH 2 OF 2 COUNTED)		
STEVEN MOSELEY . . . . .	318	94.93
WRITE-IN. . . . .	17	5.07
COUNCIL MEMBER MAPLEWOOD WARD 2		
(Vote for ) 1		
(WITH 3 OF 3 COUNTED)		
RAY L. CRADER . . . . .	349	94.84
WRITE-IN. . . . .	19	5.16
COUNCIL MEMBER MAPLEWOOD WARD 3		
(Vote for ) 1		
(WITH 1 OF 1 COUNTED)		
SHAWN FAULKINGHAM . . . . .	455	92.29
WRITE-IN. . . . .	38	7.71
TRUSTEE MARLBOROUGH		
(Vote for ) 3		
(WITH 1 OF 1 COUNTED)		
ROY (SKIP) BORNMUELLER. . . . .	157	33.26
KEARY HARRISON . . . . .	155	32.84
JOE WENDLING . . . . .	152	32.20
WRITE-IN. . . . .	8	1.69
COUNCIL MEMBER MARYLAND HEIGHTS WARD 1		
(Vote for ) 1		
(WITH 4 OF 9 COUNTED 44.44%)		
DAVID GRANT . . . . .	35	44.30
WILLIE (JAMES) SURGEON. . . . .	32	40.51
VINCENT (VINCE) VIA. . . . .	10	12.66
WRITE-IN. . . . .	2	2.53
COUNCIL MEMBER MARYLAND HEIGHTS WARD 2		
(Vote for ) 1		
(WITH 5 OF 10 COUNTED 50%)		
EDWIN L. DIRCK, JR. . . . .	340	96.32
WRITE-IN. . . . .	13	3.68
COUNCIL MEMBER MARYLAND HEIGHTS WARD 3		
(Vote for ) 1		
(WITH 3 OF 6 COUNTED 50%)		
NANCY E. MEDVICK . . . . .	379	64.90
STEVEN KENNETH OSTERLOH, SR. . . . .	40	6.85
DALE EDWARD NICHOLS . . . . .	117	20.03
ALEX DASKAL . . . . .	44	7.53
WRITE-IN. . . . .	4	.68
COUNCIL MEMBER MARYLAND HEIGHTS WARD 4		
(Vote for ) 1		
(WITH 5 OF 5 COUNTED)		
NORMAN (NORM) A. RHEA . . . . .	934	98.11
WRITE-IN. . . . .	18	1.89
ALDERPERSON MOLINE ACRES WARD 1		
(Vote for ) 1		
(WITH 0 OF 2 COUNTED)		
DONNA DILLINGHAM. . . . .	11	91.67
WRITE-IN. . . . .	1	8.33
ALDERPERSON MOLINE ACRES WARD 2		
(Vote for ) 1		
(WITH 0 OF 2 COUNTED)		
DARLENE BELL . . . . .	11	100.00
WRITE-IN. . . . .	0	
MOLINE ACRES - PROPOSITION A		
**SALES TAX - GENERAL REVENUE**		
(Vote for ) 1		
(WITH 0 OF 4 COUNTED)		
YES . . . . .	17	58.62
NO. . . . .	12	41.38
MOLINE ACRES - PROPOSITION B		
**SALES TAX - PARKS & COMMUNITY CENTER**		
(Vote for ) 1		
(WITH 0 OF 4 COUNTED)		
YES . . . . .	17	60.71

NO. . . . .	11	39.29
MAYOR NORMANDY		
(Vote for ) 1		
(WITH 3 OF 5 COUNTED 60%)		
THRESANN (TERRY) GANNON . . . . .	106	32.22
PATRICK B. GREEN . . . . .	222	67.48
WRITE-IN. . . . .	1	.30
COUNCIL MEMBER NORMANDY WARD 1		
(Vote for ) 1		
(WITH 1 OF 1 COUNTED)		
LELIA MARTIN . . . . .	128	94.12
WRITE-IN. . . . .	8	5.88
COUNCIL MEMBER NORMANDY WARD 2		
(Vote for ) 1		
(WITH 2 OF 2 COUNTED)		
DELRITA E. FUTRELL . . . . .	125	99.21
WRITE-IN. . . . .	1	.79
COUNCIL MEMBER NORMANDY WARD 3		
(Vote for ) 1		
(WITH 0 OF 1 COUNTED)		
MARK BECKMANN. . . . .	9	56.25
RICK NELSON . . . . .	7	43.75
WRITE-IN. . . . .	0	
COUNCIL MEMBER NORMANDY WARD 4		
(Vote for ) 1		
(WITH 0 OF 1 COUNTED)		
KIMBERLY KNOX. . . . .	9	90.00
WRITE-IN. . . . .	1	10.00
MAYOR NORTHWOODS		
(Vote for ) 1		
(WITH 4 OF 4 COUNTED)		
EVERETT R. THOMAS. . . . .	417	54.51
MARVALDA JONES . . . . .	345	45.10
WRITE-IN. . . . .	3	.39
COLLECTOR NORTHWOODS		
(Vote for ) 1		
(WITH 4 OF 4 COUNTED)		
LENO HOLMES . . . . .	674	99.56
WRITE-IN. . . . .	3	.44
ALDERPERSON NORTHWOODS WARD 1		
(Vote for ) 1		
(WITH 1 OF 1 COUNTED)		
MAGGIE M. STRONG . . . . .	136	54.18
PATRICIA A. DAVIS. . . . .	63	25.10
KAREN BURNLEY. . . . .	52	20.72
WRITE-IN. . . . .	0	
ALDERPERSON NORTHWOODS WARD 2		
(Vote for ) 1		
(WITH 1 OF 1 COUNTED)		
KRISTINA L. HAZLEY . . . . .	85	34.69
ERROL S. BUSH . . . . .	159	64.90
WRITE-IN. . . . .	1	.41
ALDERPERSON NORTHWOODS WARD 3		
(Vote for ) 1		
(WITH 1 OF 1 COUNTED)		
DAVID L. TOLLIVER. . . . .	167	96.53
WRITE-IN. . . . .	6	3.47
ALDERPERSON NORTHWOODS WARD 4		
(Vote for ) 1		
(WITH 1 OF 1 COUNTED)		
F. BAIN. . . . .	78	97.50
WRITE-IN. . . . .	2	2.50
TRUSTEE NORWOOD COURT		
(Vote for ) 3		
(WITH 1 OF 1 COUNTED)		
GENE A. SMITH . . . . .	35	33.65
ANNA HOLLINS . . . . .	33	31.73
MICHAEL MCGARITY . . . . .	31	29.81
WRITE-IN. . . . .	5	4.81

MAYOR OAKLAND		
(Vote for ) 1		
(WITH 2 OF 2 COUNTED)		
KEAT WILKINS . . . . .	219	46.01
PAUL MARTI. . . . .	255	53.57
WRITE-IN. . . . .	2	.42
ALDERPERSON OAKLAND WARD 1		
(Vote for ) 1		
(WITH 1 OF 1 COUNTED)		
KARL J. HEINZ . . . . .	96	29.45
TOM STEUBY. . . . .	230	70.55
WRITE-IN. . . . .	0	
ALDERPERSON OAKLAND WARD 2		
(Vote for ) 1		
(WITH 1 OF 1 COUNTED)		
MICHAEL M. GODSY . . . . .	113	98.26
WRITE-IN. . . . .	2	1.74
COUNCIL MEMBER OLIVETTE		
(Vote for ) 2		
(WITH 0 OF 4 COUNTED)		
MAXINE WEIL . . . . .	69	54.33
J. GREGORY (GREG) CARL. . . . .	55	43.31
WRITE-IN. . . . .	3	2.36
COUNCIL MEMBER OVERLAND WARD 1		
(Vote for ) 1		
(WITH 0 OF 3 COUNTED)		
MARTY A. LITTLE . . . . .	4	36.36
TOM ENNIS . . . . .	7	63.64
WRITE-IN. . . . .	0	
COUNCIL MEMBER OVERLAND WARD 2		
(Vote for ) 1		
(WITH 0 OF 3 COUNTED)		
VERNON JAY FETSCH. . . . .	19	100.00
WRITE-IN. . . . .	0	
COUNCIL MEMBER OVERLAND WARD 3		
(Vote for ) 1		
(WITH 1 OF 3 COUNTED 33.33%)		
DISQUALIFIED . . . . .	24	80.00
WRITE-IN. . . . .	6	20.00
COUNCIL MEMBER OVERLAND WARD 4		
(Vote for ) 1		
(WITH 1 OF 4 COUNTED 25%)		
NATALIE E. GERKE . . . . .	63	94.03
WRITE-IN. . . . .	4	5.97
OVERLAND - PROPOSITION O		
**TAX LEVY - RETIREMENT POLICE DEPT.**		
(Vote for ) 1		
(WITH 2 OF 13 COUNTED 15.38%)		
YES . . . . .	57	36.08
NO. . . . .	101	63.92
ALDERMAN PACIFIC WARD 1		
(Vote for ) 1		
(WITH 1 OF 1 COUNTED)		
GREGG RAHN. . . . .	1	100.00
WRITE-IN. . . . .	0	
ALDERPERSON PAGEDALE WARD 1		
(Vote for ) 1		
(WITH 0 OF 1 COUNTED)		
JEREMIAH MILLETT. . . . .	6	100.00
WRITE-IN. . . . .	0	
ALDERPERSON PAGEDALE WARD 2		
(Vote for ) 1		
(WITH 0 OF 2 COUNTED)		
MINNIE RHYMES. . . . .	12	85.71
WRITE-IN. . . . .	2	14.29
ALDERPERSON PAGEDALE WARD 3		
(Vote for ) 1		
(WITH 0 OF 1 COUNTED)		

DEBORAH J. VINCENT . . . . .	10	71.43
BERNICE NOLAN. . . . .	4	28.57
WRITE-IN. . . . .	0	
MAYOR PASADENA HILLS		
(Vote for ) 1		
(WITH 2 OF 2 COUNTED)		
KEVIN M. QUINLISK. . . . .	282	94.95
WRITE-IN. . . . .	15	5.05
ALDERPERSON PASADENA HILLS WARD 1		
(Vote for ) 1		
(WITH 1 OF 1 COUNTED)		
CYNTHIA PENDER McCARTHY. . . . .	124	99.20
WRITE-IN. . . . .	1	.80
ALDERPERSON PASADENA HILLS WARD 2		
(Vote for ) 1		
(WITH 1 OF 1 COUNTED)		
GENO SALVATI . . . . .	140	77.78
PATRICIA (PAT) GADDESS. . . . .	39	21.67
WRITE-IN. . . . .	1	.56
TRUSTEE PASADENA PARK		
(Vote for ) 3		
(WITH 1 OF 1 COUNTED)		
ALICE CANAVAN. . . . .	46	17.83
CAROLYN D. YOUNG . . . . .	78	30.23
SHIRLEY A. FITZPATRICK . . . . .	54	20.93
JACKIE KAM-BLACKARD. . . . .	35	13.57
DISQUALIFIED . . . . .	44	17.05
WRITE-IN. . . . .	1	.39
MAYOR PINE LAWN		
(Vote for ) 1		
(WITH 2 OF 4 COUNTED 50%)		
TERRY EPPS. . . . .	208	72.73
DARRYL JONES . . . . .	8	2.80
GERALD L. METTS . . . . .	35	12.24
ELWYN M. WALLS. . . . .	35	12.24
WRITE-IN. . . . .	0	
ALDERPERSON PINE LAWN WARD 1		
(Vote for ) 1		
(WITH 1 OF 1 COUNTED)		
CARLA WALKER . . . . .	33	28.21
OLIMES UNDERWOOD. . . . .	64	54.70
DEBRA GOMEZ . . . . .	19	16.24
WRITE-IN. . . . .	1	.85
ALDERPERSON PINE LAWN WARD 2		
(Vote for ) 1		
(WITH 0 OF 1 COUNTED)		
ROSALYN HALK . . . . .	1	20.00
JOAN HARRIS . . . . .	4	80.00
WRITE-IN. . . . .	0	
ALDERPERSON PINE LAWN WARD 3		
(Vote for ) 1		
(WITH 1 OF 1 COUNTED)		
ADRIAN WRIGHT. . . . .	77	62.60
RONALD PIERSON . . . . .	46	37.40
WRITE-IN. . . . .	0	
ALDERPERSON PINE LAWN WARD 4		
(Vote for ) 1		
(WITH 0 OF 1 COUNTED)		
NAKISHA SMITH. . . . .	20	83.33
CHELENA PYE . . . . .	4	16.67
WRITE-IN. . . . .	0	
TRUSTEE RIVERVIEW		
(Vote for ) 3		
(WITH 0 OF 1 COUNTED)		
STEVE PARO. . . . .	11	40.74
BRUCE STOCKER. . . . .	5	18.52
HOWARD PIERCE. . . . .	9	33.33
WRITE-IN. . . . .	2	7.41
ALDERPERSON ROCK HILL WARD 1		
(Vote for ) 1		



(WITH 2 OF 2 COUNTED)			
EDWARD J. (ED) JOHNSON . . . . .	176	98.32	
WRITE-IN. . . . .	3	1.68	
ALDERPERSON ROCK HILL WARD 2			
(Vote for ) 1			
(WITH 1 OF 1 COUNTED)			
SABRINA WESTFALL-LUMPKINS. . . . .	147	98.00	
WRITE-IN. . . . .	3	2.00	
ALDERPERSON ROCK HILL WARD 3			
(Vote for ) 1			
(WITH 2 OF 2 COUNTED)			
MARY K. WOFFORD . . . . .	211	96.35	
WRITE-IN. . . . .	8	3.65	
ALDERPERSON SHREWSBURY WARD 1			
(Vote for ) 1			
(WITH 3 OF 3 COUNTED)			
ELMER KAUFFMANN . . . . .	254	93.73	
WRITE-IN. . . . .	17	6.27	
ALDERPERSON SHREWSBURY WARD 2			
(Vote for ) 1			
(WITH 3 OF 3 COUNTED)			
RICK STEINGRUBY . . . . .	305	95.91	
WRITE-IN. . . . .	13	4.09	
ALDERPERSON SHREWSBURY WARD 3			
(Vote for ) 1			
(WITH 2 OF 2 COUNTED)			
MIKE TRAVAGLINI . . . . .	313	95.43	
WRITE-IN. . . . .	15	4.57	
MARSHAL-COLLECTOR ST. ANN			
(Vote for ) 1			
(WITH 10 OF 14 COUNTED 71.43%)			
AARON JIMENEZ. . . . .	1,407	96.77	
WRITE-IN. . . . .	47	3.23	
ALDERPERSON ST. ANN WARD 1			
(Vote for ) 1			
(WITH 1 OF 3 COUNTED 33.33%)			
STEVE TRIPLETT . . . . .	71	95.95	
WRITE-IN. . . . .	3	4.05	
ALDERPERSON ST. ANN WARD 2			
(Vote for ) 1			
(WITH 3 OF 4 COUNTED 75%)			
AMY POELKER . . . . .	328	96.76	
WRITE-IN. . . . .	11	3.24	
ALDERPERSON ST. ANN WARD 3			
(Vote for ) 1			
(WITH 3 OF 4 COUNTED 75%)			
RICK CRABTREE. . . . .	565	95.60	
WRITE-IN. . . . .	26	4.40	
ALDERPERSON ST. ANN WARD 4			
(Vote for ) 1			
(WITH 3 OF 3 COUNTED)			
DANIEL MURPHY. . . . .	347	95.86	
WRITE-IN. . . . .	15	4.14	
ST. ANN - PROPOSITION L			
**TAX LEVY - GENERAL REVENUE**			
(Vote for ) 1			
(WITH 10 OF 14 COUNTED 71.43%)			
YES . . . . .	966	61.22	
NO. . . . .	612	38.78	
COUNCIL MEMBER ST. JOHN WARD 1			
(Vote for ) 1			
(WITH 0 OF 3 COUNTED)			
MARK ROBERT STIEF. . . . .	6	25.00	
DAVID M. WIEDA. . . . .	18	75.00	
WRITE-IN. . . . .	0		
COUNCIL MEMBER ST. JOHN WARD 2			
(Vote for ) 1			
(WITH 0 OF 2 COUNTED)			

CURT PIERCE . . . . .	16	100.00
WRITE-IN. . . . .	0	
ALDERMAN SUNSET HILLS WARD 1		
(Vote for ) 1		
(WITH 2 OF 4 COUNTED 50%)		
DEE BAEBLER . . . . .	61	82.43
WRITE-IN. . . . .	13	17.57
ALDERMAN SUNSET HILLS WARD 2		
(Vote for ) 1		
(WITH 3 OF 3 COUNTED)		
STEVE BERSCHE. . . . .	455	97.43
WRITE-IN. . . . .	12	2.57
ALDERMAN SUNSET HILLS WARD 3		
(Vote for ) 1		
(WITH 2 OF 4 COUNTED 50%)		
NATHAN LIPE . . . . .	253	68.19
LORI SCARLETT. . . . .	118	31.81
WRITE-IN. . . . .	0	
ALDERMAN SUNSET HILLS WARD 4		
(Vote for ) 1		
(WITH 2 OF 3 COUNTED 66.67%)		
MARK COLOMBO . . . . .	359	99.45
WRITE-IN. . . . .	2	.55
MAYOR TOWN AND COUNTRY		
(Vote for ) 1		
(WITH 4 OF 14 COUNTED 28.57%)		
JON DALTON. . . . .	536	95.54
WRITE-IN. . . . .	25	4.46
ALDERMAN TOWN AND COUNTRY WARD 1		
(Vote for ) 1		
(WITH 3 OF 6 COUNTED 50%)		
LYNN WRIGHT . . . . .	289	55.26
MICHAEL COZAD. . . . .	234	44.74
WRITE-IN. . . . .	0	
ALDERMAN TOWN AND COUNTRY WARD 2		
(Vote for ) 1		
(WITH 1 OF 3 COUNTED 33.33%)		
TIFFANY FRAUTSCHI . . . . .	22	100.00
WRITE-IN. . . . .	0	
ALDERMAN TOWN AND COUNTRY WARD 3		
(Vote for ) 1		
(WITH 0 OF 3 COUNTED)		
FRED MEYLAND-SMITH . . . . .	21	51.22
LINDA ROBSON . . . . .	20	48.78
WRITE-IN. . . . .	0	
ALDERMAN TOWN AND COUNTRY WARD 4		
(Vote for ) 1		
(WITH 0 OF 2 COUNTED)		
JON BENIGAS . . . . .	30	90.91
WRITE-IN. . . . .	3	9.09
MAYOR TWIN OAKS		
(Vote for ) 1		
(WITH 0 OF 1 COUNTED)		
RUSSELL L. FORTUNE . . . . .	3	100.00
WRITE-IN. . . . .	0	
ALDERMEN-AT-LARGE TWIN OAKS		
(Vote for ) 2		
(WITH 0 OF 1 COUNTED)		
DENNIS L. WHITMORE . . . . .	4	80.00
LISA EISENHAUER . . . . .	1	20.00
WRITE-IN. . . . .	0	
TRUSTEE UPLANDS PARK		
(Vote for ) 2		
(WITH 0 OF 1 COUNTED)		
BIRDIE MCKEE . . . . .	3	25.00
HENRY IWENOFU. . . . .	2	16.67
CARMEN McCLENDON-ROBERTS . . . . .	3	25.00
ONVA BURKE. . . . .	2	16.67
KENNETH WILLIAMS. . . . .	2	16.67

WRITE-IN. . . . .	0	
ALDERPERSON VALLEY PARK WARD 1		
(Vote for ) 1		
(WITH 0 OF 5 COUNTED)		
LLOYD FORD. . . . .	6	35.29
STEPHANIE REYNOLDS . . . . .	11	64.71
WRITE-IN. . . . .	0	
ALDERPERSON VALLEY PARK WARD 2		
(Vote for ) 1		
(WITH 0 OF 2 COUNTED)		
LAURIE HENDERSON. . . . .	6	50.00
THOMAS BOLTE . . . . .	5	41.67
WRITE-IN. . . . .	1	8.33
ALDERPERSON VALLEY PARK WARD 3		
(Vote for ) 1		
(WITH 0 OF 3 COUNTED)		
EDDIE WALKER . . . . .	5	41.67
JEFFERY J. WHITTEAKER . . . . .	7	58.33
WRITE-IN. . . . .	0	
ALDERPERSON VALLEY PARK WARD 4		
(Vote for ) 1		
(WITH 0 OF 2 COUNTED)		
DEE O'NEILL . . . . .	7	70.00
STEVE DRAKE . . . . .	3	30.00
WRITE-IN. . . . .	0	
MAYOR VELDA CITY		
(Vote for ) 1		
(WITH 0 OF 2 COUNTED)		
ROBERT L. HENSLEY. . . . .	9	81.82
WRITE-IN. . . . .	2	18.18
ALDERPERSON VELDA CITY WARD 1		
(Vote for ) 1		
(WITH 0 OF 1 COUNTED)		
YVETTE BATTLE. . . . .	6	75.00
WRITE-IN. . . . .	2	25.00
ALDERPERSON VELDA CITY WARD 2		
(Vote for ) 1		
(WITH 0 OF 1 COUNTED)		
NO CANDIDATE FILED . . . . .	0	
WRITE-IN. . . . .	1	100.00
ALDERMAN VELDA VILLAGE HILLS WARD 1		
(Vote for ) 1		
(WITH 0 OF 1 COUNTED)		
BERNARD WHITLEY . . . . .	8	61.54
ROY WADE. . . . .	5	38.46
WRITE-IN. . . . .	0	
ALDERMAN VELDA VILLAGE HILLS WARD 2		
(Vote for ) 1		
(WITH 0 OF 1 COUNTED)		
WILLIE FLOWERS. . . . .	3	30.00
EFFIE MOORE. . . . .	7	70.00
WRITE-IN. . . . .	0	
ALDERPERSON VINITA PARK WARD 1		
(Vote for ) 1		
(WITH 0 OF 1 COUNTED)		
JANET D. SIMMS. . . . .	2	66.67
BRIAN JOSEPH GREMAUD. . . . .	1	33.33
WRITE-IN. . . . .	0	
ALDERPERSON VINITA PARK WARD 2		
(Vote for ) 1		
(WITH 0 OF 4 COUNTED)		
WANDA FAIRLEY. . . . .	6	85.71
NANCY J. MEWES. . . . .	1	14.29
WRITE-IN. . . . .	0	
ALDERPERSON VINITA PARK WARD 3		
(Vote for ) 1		
(WITH 0 OF 4 COUNTED)		
TIMOTHY McGOVERN . . . . .	1	9.09
KIM WASHINGTON . . . . .	1	9.09

VERONICA CONNER . . . . .	3	27.27
MARCIETA D. REED . . . . .	6	54.55
WRITE-IN. . . . .	0	
ALDERPERSON WARSON WOODS WARD 1		
(Vote for ) 1		
(WITH 0 OF 1 COUNTED)		
JAMES (JIM) NEWMAN . . . . .	4	80.00
WRITE-IN. . . . .	1	20.00
ALDERPERSON WARSON WOODS WARD 2		
(Vote for ) 1		
(WITH 0 OF 1 COUNTED)		
GORDON W. GOSH. . . . .	3	100.00
WRITE-IN. . . . .	0	
ALDERPERSON WARSON WOODS WARD 3		
(Vote for ) 1		
(WITH 0 OF 1 COUNTED)		
CHARLES LUISETTI. . . . .	1	100.00
WRITE-IN. . . . .	0	
ALDERPERSON WARSON WOODS WARD 4		
(Vote for ) 1		
(WITH 0 OF 1 COUNTED)		
MARK F. WITTICH . . . . .	7	100.00
WRITE-IN. . . . .	0	
WEBSTER GROVES - PROPOSITION R		
**TAX - POLICE & FIREFIGHTERS PENSION**		
(Vote for ) 1		
(WITH 13 OF 13 COUNTED)		
YES . . . . .	3,372	64.49
NO. . . . .	1,857	35.51
COUNCIL MEMBER WELLSTON WARD 1		
(Vote for ) 1		
(WITH 0 OF 2 COUNTED)		
LATOYA SCOTT . . . . .	1	25.00
WRITE-IN. . . . .	3	75.00
COUNCIL MEMBER WELLSTON WARD 3		
(Vote for ) 1		
(WITH 0 OF 1 COUNTED)		
LINDA GARNER . . . . .	3	100.00
WRITE-IN. . . . .	0	
COUNCIL MEMBER WELLSTON WARD 5		
(Vote for ) 1		
(WITH 0 OF 1 COUNTED)		
GRACIE WHITE . . . . .	2	50.00
FARRAKHAN SHEGOG. . . . .	2	50.00
WRITE-IN. . . . .	0	
TRUSTEE WESTWOOD		
(Vote for ) 3		
(WITH 2 OF 2 COUNTED)		
ROBYN DEMOTT . . . . .	23	31.94
DOUG SCHUKAR . . . . .	25	34.72
SANDRA M. GANTT . . . . .	22	30.56
WRITE-IN. . . . .	2	2.78
TRUSTEE WILBUR PARK		
(Vote for ) 3		
(WITH 0 OF 1 COUNTED)		
NEAL VOHSEN . . . . .	1	16.67
JOSEPH E. WILHITE. . . . .	3	50.00
DAN KAESTNER . . . . .	2	33.33
WRITE-IN. . . . .	0	
COUNCIL MEMBER WILDWOOD WARD 1		
(Vote for ) 1		
(WITH 1 OF 5 COUNTED 20%)		
LARRY W. McGOWEN . . . . .	142	100.00
WRITE-IN. . . . .	0	
COUNCIL MEMBER WILDWOOD WARD 2		
(Vote for ) 1		
(WITH 2 OF 2 COUNTED)		
DON BARTONI . . . . .	580	97.15
WRITE-IN. . . . .	17	2.85

COUNCIL MEMBER WILDWOOD WARD 3		
(Vote for ) 1		
(WITH 1 OF 4 COUNTED 25%)		
SUE CULLINANE. . . . .	31	65.96
TAMMY SHEA. . . . .	15	31.91
WRITE-IN. . . . .	1	2.13
COUNCIL MEMBER WILDWOOD WARD 4		
(Vote for ) 1		
(WITH 1 OF 4 COUNTED 25%)		
KATIE DODWELL. . . . .	57	61.29
JEAN M. VEDVIG. . . . .	36	38.71
WRITE-IN. . . . .	0	
COUNCIL MEMBER WILDWOOD WARD 5		
(Vote for ) 1		
(WITH 2 OF 3 COUNTED 66.67%)		
DAVID BERTOLINO . . . . .	507	95.30
WRITE-IN. . . . .	25	4.70
COUNCIL MEMBER WILDWOOD WARD 6		
(Vote for ) 1		
(WITH 0 OF 6 COUNTED)		
GREG ALEXANDER . . . . .	14	100.00
WRITE-IN. . . . .	0	
COUNCIL MEMBER WILDWOOD WARD 7		
(Vote for ) 1		
(WITH 2 OF 3 COUNTED 66.67%)		
GREG STINE. . . . .	498	98.03
WRITE-IN. . . . .	10	1.97
COUNCIL MEMBER WILDWOOD WARD 8		
(Vote for ) 1		
(WITH 0 OF 4 COUNTED)		
JOE GARRITANO. . . . .	16	94.12
WRITE-IN. . . . .	1	5.88
MAYOR WINCHESTER		
(Vote for ) 1		
(WITH 0 OF 3 COUNTED)		
GAIL M. WINHAM. . . . .	11	91.67
WRITE-IN. . . . .	1	8.33
ALDERPERSON WINCHESTER WARD 1		
(Vote for ) 1		
(WITH 0 OF 2 COUNTED)		
MARIE BACH. . . . .	0	
WRITE-IN. . . . .	0	
ALDERPERSON WINCHESTER WARD 2		
(Vote for ) 1		
(WITH 0 OF 1 COUNTED)		
TONY DELUCA . . . . .	12	100.00
WRITE-IN. . . . .	0	
DIRECTOR BRENTWOOD SCHOOL DISTRICT		
(Vote for ) 3		
(WITH 6 OF 7 COUNTED 85.71%)		
KEITH RABENBERG . . . . .	841	20.50
DANNIELLE JOY DAVIS . . . . .	403	9.82
DANIEL BROUILLET . . . . .	765	18.65
LINDSAY M. SPENCER . . . . .	928	22.62
CINDY WATSON . . . . .	400	9.75
LOIS TRUMAN. . . . .	730	17.80
WRITE-IN. . . . .	35	.85
DIRECTOR FERGUSON REORGANIZED R-2 SCHOOL DISTRICT		
(Vote for ) 3		
(WITH 23 OF 46 COUNTED 50%)		
DONNA PAULETTE-THURMAN . . . . .	2,761	29.50
JESSICA PONDER. . . . .	2,279	24.35
RAYCHEL C. PROUDIE . . . . .	598	6.39
ROB CHABOT . . . . .	1,902	20.32
ROGER HINES. . . . .	1,016	10.86
DONNA M. DAMERON . . . . .	759	8.11
WRITE-IN. . . . .	44	.47
DIRECTOR HAZELWOOD SCHOOL DISTRICT		
(Vote for ) 3		

(WITH 41 OF 78 COUNTED 52.56%)

BRENDA C. YOUNGBLOOD.	3,293	19.87
MARK J. BEHLMANN . . . . .	3,530	21.30
MARGO McNEIL . . . . .	3,614	21.81
ELIZABETH A. (BETSY) RACHEL . . . . .	2,946	17.78
MARCUS ALLEN . . . . .	2,195	13.24
BENTON CORNELL SMITH. . . . .	908	5.48
WRITE-IN. . . . .	87	.52

DIRECTOR SCHOOL DISTRICT OF JENNINGS  
(Vote for ) 3  
(WITH 11 OF 17 COUNTED 64.71%)

JOHN SCHLERETH. . . . .	349	20.97
TERRY WILSON . . . . .	484	29.09
MIRANDA JONES . . . . .	538	32.33
PHYLLIS R. ANDERSON . . . . .	285	17.13
WRITE-IN. . . . .	8	.48

DIRECTOR KIRKWOOD SCHOOL DISTRICT R-7  
(Vote for ) 3  
(WITH 14 OF 29 COUNTED 48.28%)

JULIE BACKER . . . . .	3,615	23.99
MICHAEL MANCINI . . . . .	1,644	10.91
ALLEN McCOY. . . . .	875	5.81
JENNIFER PANGBORN. . . . .	2,549	16.92
CHAD KAVANAUGH. . . . .	2,735	18.15
MARGARET BOYKO. . . . .	1,226	8.14
GREG ASHLEY. . . . .	1,867	12.39
JEFF BARRY . . . . .	475	3.15
WRITE-IN. . . . .	82	.54

KIRKWOOD SCHOOL DISTRICT R-7 - PROPOSITION K  
\*\*TAX LEVY - DISTRICT SUPPORT\*\*  
(Vote for ) 1  
(WITH 14 OF 29 COUNTED 48.28%)

YES . . . . .	3,841	57.20
NO. . . . .	2,874	42.80

DIRECTOR SCHOOL DISTRICT OF THE CITY OF LADUE  
(Vote for ) 3  
(WITH 7 OF 29 COUNTED 24.14%)

KISHA LEE . . . . .	319	13.63
ANDY BRESLER . . . . .	580	24.78
CAROLYN JAEGER. . . . .	552	23.58
CHRIS ZOELLNER. . . . .	145	6.19
LOLITA FLINN . . . . .	191	8.16
LESLIE T. TOLLIVER . . . . .	192	8.20
PATRICK COUGHLIN . . . . .	354	15.12
WRITE-IN. . . . .	8	.34

DIRECTOR LINDBERGH SCHOOLS  
(Vote for ) 3  
(WITH 22 OF 43 COUNTED 51.16%)

CATHY CARLOCK LORENZ. . . . .	3,048	19.87
KATHLEEN (KATHY) KIENSTRA . . . . .	2,393	15.60
VICKI LORENZ ENGLUND. . . . .	2,288	14.91
CHRISTY WATZ . . . . .	2,286	14.90
DANIEL SAMPSON. . . . .	878	5.72
MATT ALONZO. . . . .	2,578	16.80
JENNIFER BIRD . . . . .	1,826	11.90
WRITE-IN. . . . .	45	.29

DIRECTOR LINDBERGH SCHOOLS (UNEXPIRED TERM)  
(Vote for ) 1  
(WITH 22 OF 43 COUNTED 51.16%)

MARTHA DUCHILD. . . . .	2,246	42.43
MIKE SHAMIA. . . . .	3,024	57.12
WRITE-IN. . . . .	24	.45

DIRECTOR MEHLVILLE SCHOOL DISTRICT R-9  
(Vote for ) 3  
(WITH 41 OF 47 COUNTED 87.23%)

EMMA (JEAN) PRETTO . . . . .	7,531	24.65
SAMANTHA STORMER . . . . .	8,212	26.88
PEGGY HASSLER . . . . .	8,879	29.06
MICHELLE POMMER . . . . .	5,771	18.89
WRITE-IN. . . . .	161	.53

DIRECTOR MERAMEC VALLEY R-III SCHOOL DISTRICT  
(Vote for ) 3  
(WITH 3 OF 4 COUNTED 75%)

MATT E. TROWER.	.	.	.	.	.	.	.	.	.	9	33.33
TIM RICHARDSON.	.	.	.	.	.	.	.	.	.	6	22.22
SEAN D. BRINKER	.	.	.	.	.	.	.	.	.	7	25.93
AUSTIN MYERS	.	.	.	.	.	.	.	.	.	5	18.52
WRITE-IN.	.	.	.	.	.	.	.	.	.	0	

MERAMEC VALLEY R-III SCHOOL DISTRICT - PROPOSITION K  
 \*\*BONDS - CAPITAL IMPROV (57.15% NEEDED)\*\*

(Vote for ) 1  
 (WITH 3 OF 4 COUNTED 75%)  
 YES . . . . . 11 64.71  
 NO. . . . . 6 35.29

NORMANDY SCHOOL DISTRICT - PROPOSITION N  
 \*\*BONDS - CAPITAL IMPROV (57.15% NEEDED)\*\*

(Vote for ) 1  
 (WITH 24 OF 58 COUNTED 41.38%)  
 YES . . . . . 1,793 68.20  
 NO. . . . . 836 31.80

DIRECTOR PARKWAY SCHOOL DISTRICT

(Vote for ) 3  
 (WITH 27 OF 125 COUNTED 21.60%)  
 ROBERT L. GORE. . . . . 576 5.12  
 ANNMARIE PUHAN. . . . . 869 7.73  
 CHRIS JACOB. . . . . 1,067 9.49  
 PETER N. MEISINGER . . . . . 541 4.81  
 DEBORAH A. (DEBBIE) HOPPER. . . . . 1,746 15.53  
 MATTHEW (MATT) ECKERLE . . . . . 1,037 9.22  
 KRISTY KLEIN DAVIS . . . . . 1,405 12.49  
 B. SOPHIA FORD-GLANTON . . . . . 1,225 10.89  
 ZACH GOLDFORD . . . . . 667 5.93  
 PHILIP A. OEHLERKING. . . . . 738 6.56  
 JEFF TODD . . . . . 1,341 11.93  
 WRITE-IN. . . . . 33 .29

PATTONVILLE R-3 SCHOOL DISTRICT - PROPOSITION K  
 \*\*BONDS - CAPITAL IMPROV (57.15% NEEDED)\*\*

(Vote for ) 1  
 (WITH 36 OF 49 COUNTED 73.47%)  
 YES . . . . . 3,700 78.64  
 NO. . . . . 1,005 21.36

DIRECTOR RITENOUR SCHOOL DISTRICT

(Vote for ) 3  
 (WITH 7 OF 42 COUNTED 16.67%)  
 BRAD THOMAS. . . . . 495 26.44  
 RUTH BELL GRECO . . . . . 555 29.65  
 PENNY DEGARDIN. . . . . 488 26.07  
 ORLANDO LEWIS, JR. . . . . 316 16.88  
 WRITE-IN. . . . . 18 .96

DIRECTOR RITENOUR SCHOOL DISTRICT (UNEXPIRED TERM)

(Vote for ) 2  
 (WITH 7 OF 42 COUNTED 16.67%)  
 SHIRLEY A. BURTON. . . . . 403 31.96  
 LISA GLOVER-JONES. . . . . 405 32.12  
 TOM DRENNAN. . . . . 443 35.13  
 WRITE-IN. . . . . 10 .79

DIRECTOR ROCKWOOD R-VI SCHOOL DISTRICT

(Vote for ) 3  
 (WITH 45 OF 101 COUNTED 44.55%)  
 LYNNE MIDYETT . . . . . 4,888 25.72  
 RANDY KIRK MILLER. . . . . 4,158 21.88  
 LEONARD KEITH KINDER. . . . . 4,875 25.65  
 TAMARA JO RHOMBERG . . . . . 3,065 16.13  
 SUDHIRKUMAR R. BRAHMBHATT . . . . . 1,900 10.00  
 WRITE-IN. . . . . 121 .64

ROCKWOOD R-VI SCHOOL DISTRICT - PROPOSITION T  
 \*\*BONDS - CAPITAL IMPROV (57.15% NEEDED)\*\*

(Vote for ) 1  
 (WITH 45 OF 101 COUNTED 44.55%)  
 YES . . . . . 6,501 68.09  
 NO. . . . . 3,046 31.91

DIRECTOR SCHOOL DISTRICT OF UNIVERSITY CITY

(Vote for ) 3  
 (WITH 8 OF 21 COUNTED 38.10%)  
 CHARLOTTE TATUM . . . . . 892 16.24

LISA BRENNER . . . . .	1,603	29.18
GEORGE LENARD . . . . .	1,182	21.51
DIARRA K. MORRIS . . . . .	476	8.66
CHELSEA ADDISON . . . . .	1,326	24.14
WRITE-IN. . . . .	15	.27

DIRECTOR VALLEY PARK SCHOOL DISTRICT

(Vote for ) 3  
(WITH 0 OF 9 COUNTED)

PETER TOBIN COATES . . . . .	33	18.23
JEREMY SCOTT PICKER . . . . .	21	11.60
DAVID FOWLER . . . . .	43	23.76
JEANINE SABATINO . . . . .	47	25.97
MIKE KEEHNAST . . . . .	35	19.34
WRITE-IN. . . . .	2	1.10

VALLEY PARK SCHOOL DISTRICT - PROPOSITION R

\*\*BONDS - CAPITAL IMPROV (57.15% NEEDED)\*\*  
(Vote for ) 1  
(WITH 0 OF 9 COUNTED)

YES . . . . .	60	72.29
NO. . . . .	23	27.71

DIRECTOR WEBSTER GROVES SCHOOL DISTRICT

(Vote for ) 3  
(WITH 22 OF 27 COUNTED 81.48%)

AMY CLENDENNEN. . . . .	3,717	24.65
JO BETH DOLL . . . . .	3,834	25.42
THOMAS (TOM) NEWPORT. . . . .	2,731	18.11
DAVID ADDISON . . . . .	2,947	19.54
MICHAEL J. ROSE . . . . .	1,745	11.57
WRITE-IN. . . . .	108	.72

TRUSTEE ST. LOUIS COMMUNITY COLLEGE #1 (UNEXPIRED TERM)

(Vote for ) 1  
(WITH 173 OF 385 COUNTED 44.94%)

MARCUS D. ADAMS . . . . .	2,341	11.29
DEREK R. NOVEL. . . . .	2,204	10.63
MARSHA J. BONDS . . . . .	2,586	12.47
THEO BROWN, SR. . . . .	1,909	9.20
KEVIN M. MARTIN . . . . .	3,742	18.04
CANDACE GARDNER . . . . .	3,175	15.31
MIRANDA AVANT-ELLIOTT . . . . .	1,905	9.18
VERONICA AVERY-MOODY. . . . .	1,551	7.48
O. DANIEL L. GRAY. . . . .	1,130	5.45
WRITE-IN. . . . .	200	.96

AFFTON FIRE DISTRICT - PROPOSITION A

\*\*TAX LEVY - DISTRICT SUPPORT\*\*  
(Vote for ) 1  
(WITH 13 OF 27 COUNTED 48.15%)

FOR THE PROPOSITION . . . . .	1,902	67.83
AGAINST THE PROPOSITION. . . . .	902	32.17

FENTON FIRE DISTRICT - PROPOSITION E

\*\*TAX LEVY - DISTRICT SUPPORT\*\*  
(Vote for ) 1  
(WITH 1 OF 20 COUNTED 5%)

YES . . . . .	347	56.06
NO. . . . .	272	43.94

DIRECTOR MARYLAND HEIGHTS FIRE DISTRICT

(Vote for ) 1  
(WITH 14 OF 22 COUNTED 63.64%)

BOB NICHOLS . . . . .	1,101	69.42
GENE T. WEISS . . . . .	479	30.20
WRITE-IN. . . . .	6	.38

DIRECTOR MEHLVILLE FIRE DISTRICT

(Vote for ) 1  
(WITH 54 OF 67 COUNTED 80.60%)

AARON HILMER . . . . .	8,921	53.12
JANE KOLB . . . . .	7,847	46.72
WRITE-IN. . . . .	27	.16

DIRECTOR MID-COUNTY FIRE DISTRICT

(Vote for ) 1  
(WITH 0 OF 22 COUNTED)

MICHAEL RUSH . . . . .	60	60.61
LAMANDA GOODRICH. . . . .	39	39.39
WRITE-IN. . . . .	0	



METRO-NORTH FIRE DISTRICT - PROPOSITION P  
 \*\*TAX LEVY - DISTRICT SUPPORT\*\*

(Vote for ) 1  
 (WITH 3 OF 17 COUNTED 17.65%)  
 YES . . . . . 242 69.94  
 NO. . . . . 104 30.06

DIRECTOR NORTHEAST AMBULANCE AND FIRE DISTRICT

(Vote for ) 1  
 (WITH 27 OF 40 COUNTED 67.50%)  
 DUANE H. MOORE. . . . . 1,969 70.45  
 KRIS BOEVINGLOH . . . . . 821 29.37  
 WRITE-IN. . . . . 5 .18

DIRECTOR PACIFIC FIRE DISTRICT

(Vote for ) 1  
 (WITH 1 OF 1 COUNTED)  
 KEN M. QUENNOZ, SR. . . . . 0  
 STEPHEN PAUL WOODRUFF . . . . . 1 100.00  
 WRITE-IN. . . . . 0

DIRECTOR RIVERVIEW FIRE DISTRICT

(Vote for ) 1  
 (WITH 8 OF 30 COUNTED 26.67%)  
 RICHIE TIBERGHIE . . . . . 385 41.00  
 THEO BROWN, SR. . . . . 431 45.90  
 NORVEL PARO . . . . . 119 12.67  
 WRITE-IN. . . . . 4 .43

DIRECTOR ROBERTSON FIRE DISTRICT

(Vote for ) 1  
 (WITH 9 OF 9 COUNTED)  
 JOAN NOEL . . . . . 321 86.99  
 BEN DEGROAT . . . . . 48 13.01  
 WRITE-IN. . . . . 0

DIRECTOR SPANISH LAKE FIRE DISTRICT

(Vote for ) 1  
 (WITH 0 OF 7 COUNTED)  
 LOU CUNNINGHAM . . . . . 101 71.63  
 KHALIL ABDUL MUMIN . . . . . 40 28.37  
 WRITE-IN. . . . . 0

DIRECTOR VALLEY PARK FIRE DISTRICT

(Vote for ) 1  
 (WITH 0 OF 16 COUNTED)  
 KAREN VALDEZ . . . . . 72 53.33  
 DANIEL WILBURN . . . . . 63 46.67  
 WRITE-IN. . . . . 0

DIRECTOR VALLEY PARK FIRE DISTRICT (UNEXPIRED TERM)

(Vote for ) 1  
 (WITH 0 OF 16 COUNTED)  
 SHERI SCHMITT. . . . . 78 59.54  
 BEN HELTON. . . . . 36 27.48  
 CHARLES KUCHAR . . . . . 17 12.98  
 WRITE-IN. . . . . 0

SUMMARY REPORT  
 RUN DATE:04/04/17  
 RUN TIME:09:44 PM

GENERAL MUNICIPAL ELECTION  
 ST. LOUIS COUNTY, MISSOURI  
 TUESDAY, APRIL 4, 2017

UNOFFICIAL RESULTS

	VOTES	PERCENT
PRECINCTS COUNTED (OF 822) . . . . .	794	96.59
REGISTERED VOTERS - TOTAL . . . . .	703,245	
BALLOTS CAST - TOTAL . . . . .	146,424	
VOTER TURNOUT - TOTAL . . . . .		20.82
ST. LOUIS COUNTY - PROPOSITION P		
**SALES TAX - POLICE & PUBLIC SAFETY**		
(Vote for ) 1		
(WITH 794 OF 822 COUNTED 96.59%)		
YES . . . . .	92,167	63.38
NO. . . . .	53,263	36.62
MAYOR BALLWIN		
(Vote for ) 1		
(WITH 29 OF 30 COUNTED 96.67%)		
TIM POGUE . . . . .	3,785	97.88
WRITE-IN. . . . .	82	2.12
ALDERPERSON BALLWIN WARD 1		
(Vote for ) 1		
(WITH 5 OF 6 COUNTED 83.33%)		
JIMMY TERBROCK . . . . .	521	97.20
WRITE-IN. . . . .	15	2.80
ALDERPERSON BALLWIN WARD 2		
(Vote for ) 1		
(WITH 7 OF 7 COUNTED)		
MARK R. STALLMANN. . . . .	968	97.29
WRITE-IN. . . . .	27	2.71
ALDERPERSON BALLWIN WARD 3		
(Vote for ) 1		
(WITH 9 OF 9 COUNTED)		
JIM LEAHY . . . . .	1,237	99.28
WRITE-IN. . . . .	9	.72
ALDERPERSON BALLWIN WARD 4		
(Vote for ) 1		
(WITH 8 OF 8 COUNTED)		
ROSS BULLINGTON . . . . .	493	51.79
BRANT HARBER . . . . .	273	28.68
TERICA DONNELLY . . . . .	182	19.12
WRITE-IN. . . . .	4	.42
ALDERMEN BEL NOR WARD 1		
(Vote for ) 1		
(WITH 1 OF 1 COUNTED)		
CHARLEE McBRIDE . . . . .	127	93.38
WRITE-IN. . . . .	9	6.62
ALDERMEN BEL NOR WARD 2		
(Vote for ) 1		
(WITH 1 OF 1 COUNTED)		
JAN NELSON . . . . .	175	95.63
WRITE-IN. . . . .	8	4.37
ALDERMEN BEL-RIDGE WARD 1		
(Vote for ) 1		
(WITH 1 OF 1 COUNTED)		
CATHERINE (CATHY) RAGLAND . . . . .	18	45.00
KAREN NELSON . . . . .	22	55.00
WRITE-IN. . . . .	0	
ALDERMEN BEL-RIDGE WARD 2		
(Vote for ) 1		
(WITH 1 OF 1 COUNTED)		
REGINALD BROWN. . . . .	67	53.17
JEROME C. ROBINSON . . . . .	58	46.03
WRITE-IN. . . . .	1	.79
ALDERMEN BEL-RIDGE WARD 3		
(Vote for ) 1		
(WITH 2 OF 2 COUNTED)		
ROBBIN R. RUSSELL. . . . .	71	55.47

GORDON C. BROCK . . . . .	57	44.53
WRITE-IN. . . . .	0	
ALDERPERSON BELLA VILLA WARD 1		
(Vote for ) 1		
(WITH 1 OF 1 COUNTED)		
JOHN FRANKLIN. . . . .	33	97.06
WRITE-IN. . . . .	1	2.94
ALDERPERSON BELLA VILLA WARD 2		
(Vote for ) 1		
(WITH 1 OF 1 COUNTED)		
CINDY SCHWEGMANN. . . . .	24	92.31
WRITE-IN. . . . .	2	7.69
ALDERPERSON BELLA VILLA WARD 3		
(Vote for ) 1		
(WITH 1 OF 1 COUNTED)		
MARY KAREN SIKORSKI . . . . .	23	100.00
WRITE-IN. . . . .	0	
BELLA VILLA - PROPOSITION A		
**FORGO ANNUAL ELECTIONS**		
(Vote for ) 1		
(WITH 3 OF 3 COUNTED)		
YES . . . . .	53	57.61
NO. . . . .	39	42.39
ALDERMEN BELLERIVE ACRES		
(Vote for ) 2		
(WITH 1 OF 1 COUNTED)		
TOM KIELY . . . . .	39	27.66
NANCY M. HARTMAN . . . . .	58	41.13
CHERYL MILTON ROBERTS . . . . .	43	30.50
WRITE-IN. . . . .	1	.71
MAYOR BEVERLY HILLS		
(Vote for ) 1		
(WITH 2 OF 2 COUNTED)		
BRIAN K. JACKSON . . . . .	60	92.31
WRITE-IN. . . . .	5	7.69
ALDERPERSON BEVERLY HILLS WARD 1		
(Vote for ) 1		
(WITH 1 OF 1 COUNTED)		
MARY PATTERSON . . . . .	30	96.77
WRITE-IN. . . . .	1	3.23
ALDERPERSON BEVERLY HILLS WARD 2		
(Vote for ) 1		
(WITH 1 OF 1 COUNTED)		
ROBERTA OUSLEY . . . . .	32	96.97
WRITE-IN. . . . .	1	3.03
TREASURER BLACK JACK		
(Vote for ) 1		
(WITH 6 OF 6 COUNTED)		
ANN L. WRIGHT . . . . .	796	99.25
WRITE-IN. . . . .	6	.75
COUNCIL MEMBER BLACK JACK WARD 1		
(Vote for ) 1		
(WITH 1 OF 1 COUNTED)		
RICK STEIGERWALD. . . . .	112	53.08
VERONICA PATTON . . . . .	99	46.92
WRITE-IN. . . . .	0	
COUNCIL MEMBER BLACK JACK WARD 2		
(Vote for ) 1		
(WITH 2 OF 2 COUNTED)		
CARMEN WATKINS-AUSTELL. . . . .	148	97.37
WRITE-IN. . . . .	4	2.63
COUNCIL MEMBER BLACK JACK WARD 3		
(Vote for ) 1		
(WITH 1 OF 1 COUNTED)		
LEO SIMMONS . . . . .	46	14.84
ABDURAOEEB (AJ) WHITE . . . . .	144	46.45
ARLENE V. McCLENDON . . . . .	118	38.06
WRITE-IN. . . . .	2	.65

COUNCIL MEMBER BLACK JACK WARD 4		
(Vote for ) 1		
(WITH 2 OF 2 COUNTED)		
RODNEY C. GRADY . . . . .	145	66.82
RONALD POINTER . . . . .	49	22.58
MICHAEL E. STARKS, SR. . . . .	23	10.60
WRITE-IN. . . . .	0	
COUNCIL MEMBER BRECKENRIDGE HILLS WARD 1		
(Vote for ) 1		
(WITH 1 OF 1 COUNTED)		
KEN SIMPSON . . . . .	43	93.48
WRITE-IN. . . . .	3	6.52
COUNCIL MEMBER BRECKENRIDGE HILLS WARD 2		
(Vote for ) 1		
(WITH 1 OF 1 COUNTED)		
DONALD CATLIN, JR. . . . .	46	85.19
CAMERON JOHNSON . . . . .	8	14.81
WRITE-IN. . . . .	0	
COUNCIL MEMBER BRECKENRIDGE HILLS WARD 3		
(Vote for ) 1		
(WITH 1 OF 1 COUNTED)		
GEORGE BEEMAN. . . . .	64	94.12
WRITE-IN. . . . .	4	5.88
COUNCIL MEMBER BRECKENRIDGE HILLS WARD 4		
(Vote for ) 1		
(WITH 1 OF 1 COUNTED)		
SHERYL GLADNEY . . . . .	53	75.71
SHANE PELLERIN . . . . .	17	24.29
WRITE-IN. . . . .	0	
MAYOR BRENTWOOD		
(Vote for ) 1		
(WITH 6 OF 6 COUNTED)		
CHRISTOPHER A. THORNTON. . . . .	893	52.81
BARBARA B. CLEMENTS . . . . .	784	46.36
WRITE-IN. . . . .	14	.83
MUNICIPAL JUDGE BRENTWOOD		
(Vote for ) 1		
(WITH 6 OF 6 COUNTED)		
PATRICK DIGNAM . . . . .	1,375	98.28
WRITE-IN. . . . .	24	1.72
ALDERPERSON BRENTWOOD WARD 1		
(Vote for ) 1		
(WITH 2 OF 2 COUNTED)		
DAVID PLUFKA . . . . .	477	95.98
WRITE-IN. . . . .	20	4.02
ALDERPERSON BRENTWOOD WARD 2		
(Vote for ) 1		
(WITH 1 OF 1 COUNTED)		
BRANDON WEGGE. . . . .	351	98.04
WRITE-IN. . . . .	7	1.96
ALDERPERSON BRENTWOOD WARD 3		
(Vote for ) 1		
(WITH 2 OF 2 COUNTED)		
STEVE LOCHMOELLER . . . . .	382	98.20
WRITE-IN. . . . .	7	1.80
ALDERPERSON BRENTWOOD WARD 4		
(Vote for ) 1		
(WITH 1 OF 1 COUNTED)		
THOMAS KRAMER. . . . .	230	95.83
WRITE-IN. . . . .	10	4.17
MUNICIPAL JUDGE BRIDGETON		
(Vote for ) 1		
(WITH 20 OF 20 COUNTED)		
JOSEPH W. LARREW . . . . .	1,396	98.80
WRITE-IN. . . . .	17	1.20
COUNCIL MEMBER BRIDGETON WARD 1		
(Vote for ) 1		
(WITH 6 OF 6 COUNTED)		
ROBERT R. (BOB) SAETTELE . . . . .	196	97.03

WRITE-IN. . . . .	6	2.97
COUNCIL MEMBER BRIDGETON WARD 2		
(Vote for ) 1		
(WITH 4 OF 4 COUNTED)		
JERRY GRIMMER. . . . .	296	98.01
WRITE-IN. . . . .	6	1.99
COUNCIL MEMBER BRIDGETON WARD 3		
(Vote for ) 1		
(WITH 6 OF 6 COUNTED)		
FERD FETSCH . . . . .	464	99.57
WRITE-IN. . . . .	2	.43
COUNCIL MEMBER BRIDGETON WARD 4		
(Vote for ) 1		
(WITH 4 OF 4 COUNTED)		
JONI NORRIS . . . . .	471	97.11
WRITE-IN. . . . .	14	2.89
MAYOR CALVERTON PARK		
(Vote for ) 1		
(WITH 2 OF 2 COUNTED)		
JAMES A. PAUNOVICH . . . . .	144	97.30
WRITE-IN. . . . .	4	2.70
ALDERMEN CALVERTON PARK WARD 1		
(Vote for ) 1		
(WITH 1 OF 1 COUNTED)		
TANDRA McWRIGHT . . . . .	55	96.49
WRITE-IN. . . . .	2	3.51
ALDERMEN CALVERTON PARK WARD 2		
(Vote for ) 1		
(WITH 1 OF 1 COUNTED)		
LESLIE FOGARTY. . . . .	86	97.73
WRITE-IN. . . . .	2	2.27
TRUSTEE CHAMP		
(Vote for ) 5		
(WITH 1 OF 1 COUNTED)		
J. SCOTT FOWLER . . . . .	6	19.35
KENNETH A. LAMAAR. . . . .	6	19.35
JAMES J. GERLING . . . . .	6	19.35
CLINTON DAVID HOOKER. . . . .	7	22.58
KATHERINE JEAN HOOKER . . . . .	6	19.35
WRITE-IN. . . . .	0	
MAYOR CHARLACK		
(Vote for ) 1		
(WITH 3 OF 3 COUNTED)		
MARK CHAMBERLAIN. . . . .	107	95.54
WRITE-IN. . . . .	5	4.46
ALDERPERSON CHARLACK WARD 1		
(Vote for ) 1		
(WITH 2 OF 2 COUNTED)		
ROBERT (BOB) TERRY . . . . .	40	93.02
WRITE-IN. . . . .	3	6.98
ALDERPERSON CHARLACK WARD 2		
(Vote for ) 1		
(WITH 1 OF 1 COUNTED)		
NO CANDIDATE FILED . . . . .	0	
WRITE-IN. . . . .	10	100.00
CHARLACK - PROPOSITION A		
**BUSINESS LICENSE FEE**		
(Vote for ) 1		
(WITH 3 OF 3 COUNTED)		
YES . . . . .	72	57.60
NO. . . . .	53	42.40
MAYOR CHESTERFIELD		
(Vote for ) 1		
(WITH 32 OF 33 COUNTED 96.97%)		
BOB NATION. . . . .	5,212	60.07
RANDY LOGAN . . . . .	3,434	39.58
WRITE-IN. . . . .	30	.35
COUNCIL MEMBER CHESTERFIELD WARD 1		

(Vote for ) 1		
(WITH 7 OF 7 COUNTED)		
BARBARA McGUINNESS . . . . .	1,858	98.25
WRITE-IN. . . . .	33	1.75
COUNCIL MEMBER CHESTERFIELD WARD 2		
(Vote for ) 1		
(WITH 7 OF 7 COUNTED)		
BEN KUMAR KEATHLEY . . . . .	973	43.73
AARON WAHL . . . . .	608	27.33
RYAN C. MIANO . . . . .	84	3.78
CHRISTOPHER C. NATSCH . . . . .	556	24.99
WRITE-IN. . . . .	4	.18
COUNCIL MEMBER CHESTERFIELD WARD 3		
(Vote for ) 1		
(WITH 9 OF 10 COUNTED 90%)		
DAN HURT . . . . .	1,626	97.66
WRITE-IN. . . . .	39	2.34
COUNCIL MEMBER CHESTERFIELD WARD 4		
(Vote for ) 1		
(WITH 9 OF 9 COUNTED)		
MATTHEW J. WHITE . . . . .	482	23.17
NATHAN ROACH . . . . .	658	31.63
MICHELLE OHLEY. . . . .	932	44.81
WRITE-IN. . . . .	8	.38
ALDERPERSON CLARKSON VALLEY WARD 1		
(Vote for ) 1		
(WITH 1 OF 1 COUNTED)		
JAMES F. MEYER. . . . .	123	77.36
BERNARD A. SQUITIERI. . . . .	35	22.01
WRITE-IN. . . . .	1	.63
ALDERPERSON CLARKSON VALLEY WARD 2		
(Vote for ) 1		
(WITH 1 OF 1 COUNTED)		
HONORA SCHILLER . . . . .	92	95.83
WRITE-IN. . . . .	4	4.17
ALDERPERSON CLARKSON VALLEY WARD 3		
(Vote for ) 1		
(WITH 1 OF 1 COUNTED)		
F. SCOTT SCHULTZ . . . . .	101	98.06
WRITE-IN. . . . .	2	1.94
ALDERPERSON CLAYTON WARD 1		
(Vote for ) 1		
(WITH 3 OF 3 COUNTED)		
RICHARD LINTZ. . . . .	246	96.09
WRITE-IN. . . . .	10	3.91
ALDERPERSON CLAYTON WARD 2		
(Vote for ) 1		
(WITH 4 OF 4 COUNTED)		
MICHELLE HARRIS . . . . .	438	95.63
WRITE-IN. . . . .	20	4.37
ALDERPERSON CLAYTON WARD 3		
(Vote for ) 1		
(WITH 4 OF 4 COUNTED)		
MARK WININGS . . . . .	595	71.26
JUSTIN PERRYMAN . . . . .	239	28.62
WRITE-IN. . . . .	1	.12
ALDERPERSON COOL VALLEY WARD 1		
(Vote for ) 1		
(WITH 1 OF 1 COUNTED)		
DON JOHNSON . . . . .	53	96.36
WRITE-IN. . . . .	2	3.64
ALDERPERSON COOL VALLEY WARD 2		
(Vote for ) 1		
(WITH 1 OF 1 COUNTED)		
ALVIN ROBINSON . . . . .	68	100.00
WRITE-IN. . . . .	0	
TRUSTEE COUNTRY LIFE ACRES		
(Vote for ) 3		
(WITH 1 OF 1 COUNTED)		

JAMES GIARDINA . . . . .	8	33.33
TIMOTHY D. CLARK . . . . .	7	29.17
SUSAN C. HOLMES . . . . .	8	33.33
WRITE-IN. . . . .	1	4.17
MAYOR CRESTWOOD		
(Vote for ) 1		
(WITH 8 OF 8 COUNTED)		
GREGG ROBY. . . . .	2,816	93.55
WRITE-IN. . . . .	194	6.45
CRESTWOOD - PROPOSITION C		
**TAX LEVY - GENERAL REVENUE**		
(Vote for ) 1		
(WITH 8 OF 8 COUNTED)		
YES . . . . .	2,030	56.80
NO. . . . .	1,544	43.20
COUNCIL MEMBER CREVE COEUR WARD 1		
(Vote for ) 1		
(WITH 5 OF 5 COUNTED)		
ALEXIS TRAVERS. . . . .	542	97.48
WRITE-IN. . . . .	14	2.52
COUNCIL MEMBER CREVE COEUR WARD 2		
(Vote for ) 1		
(WITH 6 OF 6 COUNTED)		
ELLEN LAWRENCE. . . . .	541	96.78
WRITE-IN. . . . .	18	3.22
COUNCIL MEMBER CREVE COEUR WARD 3		
(Vote for ) 1		
(WITH 4 OF 4 COUNTED)		
CHARLOTTE D'ALFONSO . . . . .	411	96.71
WRITE-IN. . . . .	14	3.29
COUNCIL MEMBER CREVE COEUR WARD 4		
(Vote for ) 1		
(WITH 4 OF 4 COUNTED)		
SCOTT SAUNDERS . . . . .	413	95.60
WRITE-IN. . . . .	19	4.40
ALDERPERSON CRYSTAL LAKE PARK WARD 1		
(Vote for ) 1		
(WITH 1 OF 1 COUNTED)		
NANCY BROOKS . . . . .	42	97.67
WRITE-IN. . . . .	1	2.33
ALDERPERSON CRYSTAL LAKE PARK WARD 2		
(Vote for ) 1		
(WITH 1 OF 1 COUNTED)		
DENNIS A. NAHNSEN. . . . .	43	93.48
WRITE-IN. . . . .	3	6.52
MAYOR DELLWOOD		
(Vote for ) 1		
(WITH 8 OF 8 COUNTED)		
REGGIE JONES . . . . .	479	97.56
WRITE-IN. . . . .	12	2.44
ALDERPERSON DELLWOOD WARD 1		
(Vote for ) 1		
(WITH 2 OF 2 COUNTED)		
LAMONT WILLIAMS . . . . .	106	94.64
WRITE-IN. . . . .	6	5.36
ALDERPERSON DELLWOOD WARD 2		
(Vote for ) 1		
(WITH 1 OF 1 COUNTED)		
KENNETH ROBINSON. . . . .	137	100.00
WRITE-IN. . . . .	0	
ALDERPERSON DELLWOOD WARD 3		
(Vote for ) 1		
(WITH 2 OF 2 COUNTED)		
ANJANEE' (ANN) WILKINS. . . . .	89	68.99
TEONA McGHAW-BOURE' . . . . .	40	31.01
WRITE-IN. . . . .	0	
ALDERPERSON DELLWOOD WARD 4		
(Vote for ) 1		

(WITH 3 OF 3 COUNTED)		
SHANON HOLT . . . . .	90	97.83
WRITE-IN. . . . .	2	2.17
DELLWOOD - PROPOSITION E		
**ELIMINATE ELECTED COLLECTOR**		
(Vote for ) 1		
(WITH 8 OF 8 COUNTED)		
YES . . . . .	307	59.96
NO. . . . .	205	40.04
MUNICIPAL JUDGE DES PERES		
(Vote for ) 1		
(WITH 5 OF 7 COUNTED 71.43%)		
CHUCK BILLINGS . . . . .	1,210	64.29
MARK R. BAHN . . . . .	666	35.39
WRITE-IN. . . . .	6	.32
ALDERMAN DES PERES WARD 1		
(Vote for ) 1		
(WITH 2 OF 2 COUNTED)		
JANE LANGA. . . . .	517	48.32
BENJAMIN J. SANSONE . . . . .	552	51.59
WRITE-IN. . . . .	1	.09
ALDERMAN DES PERES WARD 2		
(Vote for ) 1		
(WITH 1 OF 2 COUNTED 50%)		
JIM KLEINSCHMIDT. . . . .	305	64.76
CHRIS JONES . . . . .	165	35.03
WRITE-IN. . . . .	1	.21
ALDERMAN DES PERES WARD 3		
(Vote for ) 1		
(WITH 2 OF 3 COUNTED 66.67%)		
SEAN P. CONCAGH . . . . .	396	98.75
WRITE-IN. . . . .	5	1.25
MAYOR EDMUNDSON		
(Vote for ) 1		
(WITH 2 OF 2 COUNTED)		
JOHN GWALTNEY. . . . .	71	93.42
WRITE-IN. . . . .	5	6.58
ALDERPERSON EDMUNDSON WARD 1		
(Vote for ) 1		
(WITH 1 OF 1 COUNTED)		
ADELE M.V. CROWN . . . . .	41	82.00
GEORGE ACOSTA, II . . . . .	9	18.00
WRITE-IN. . . . .	0	
ALDERPERSON EDMUNDSON WARD 2		
(Vote for ) 1		
(WITH 1 OF 1 COUNTED)		
TONY MIKULUS . . . . .	33	97.06
WRITE-IN. . . . .	1	2.94
COUNCIL MEMBER ELLISVILLE DISTRICT 1		
(Vote for ) 1		
(WITH 5 OF 5 COUNTED)		
GARY VOSS . . . . .	441	95.45
WRITE-IN. . . . .	21	4.55
COUNCIL MEMBER ELLISVILLE DISTRICT 2		
(Vote for ) 1		
(WITH 4 OF 4 COUNTED)		
KEN NEWHOUSE . . . . .	238	50.21
MICK CAHILL . . . . .	233	49.16
WRITE-IN. . . . .	3	.63
COUNCIL MEMBER ELLISVILLE DISTRICT 3		
(Vote for ) 1		
(WITH 3 OF 3 COUNTED)		
MIKE ROEMERMAN . . . . .	133	20.03
CYNTHIA (CINDY) POOL . . . . .	298	44.88
SUZANNE GUNDLACH. . . . .	231	34.79
WRITE-IN. . . . .	2	.30

MARSHAL EUREKA  
(Vote for ) 1  
(WITH 6 OF 6 COUNTED)



MICHAEL A. WIEGAND . . . . .	1,849	98.93
WRITE-IN. . . . .	20	1.07
ALDERPERSON EUREKA WARD 1		
(Vote for ) 1		
(WITH 2 OF 2 COUNTED)		
WES SIR. . . . .	625	96.60
WRITE-IN. . . . .	22	3.40
ALDERPERSON EUREKA WARD 2		
(Vote for ) 1		
(WITH 2 OF 2 COUNTED)		
BRYAN KIEFER . . . . .	179	44.97
CARLEEN MURRAY . . . . .	217	54.52
WRITE-IN. . . . .	2	.50
ALDERPERSON EUREKA WARD 3		
(Vote for ) 1		
(WITH 2 OF 2 COUNTED)		
SHANNON BRITT. . . . .	398	47.04
STEVE GRZYB . . . . .	447	52.84
WRITE-IN. . . . .	1	.12
MAYOR FENTON		
(Vote for ) 1		
(WITH 6 OF 6 COUNTED)		
JOE MAURATH . . . . .	594	39.21
JOSH VOYLES . . . . .	919	60.66
WRITE-IN. . . . .	2	.13
ALDERPERSON FENTON WARD 1		
(Vote for ) 1		
(WITH 1 OF 1 COUNTED)		
ANDREW SOBEY, JR. . . . .	258	72.68
MIKE JONES. . . . .	97	27.32
WRITE-IN. . . . .	0	
ALDERPERSON FENTON WARD 2		
(Vote for ) 1		
(WITH 2 OF 2 COUNTED)		
GARY SIEBERT . . . . .	162	43.09
GREG HEFELE . . . . .	214	56.91
WRITE-IN. . . . .	0	
ALDERPERSON FENTON WARD 3		
(Vote for ) 1		
(WITH 2 OF 2 COUNTED)		
CHRIS CLAUSS . . . . .	154	55.00
DARLYS PRESLAR . . . . .	126	45.00
WRITE-IN. . . . .	0	
ALDERPERSON FENTON WARD 4		
(Vote for ) 1		
(WITH 1 OF 1 COUNTED)		
JAMES MAULLER. . . . .	222	48.58
VERA J. GLICK . . . . .	234	51.20
WRITE-IN. . . . .	1	.22
MAYOR FERGUSON		
(Vote for ) 1		
(WITH 13 OF 13 COUNTED)		
ELLA JONES. . . . .	1,467	43.60
JAMES W. KNOWLES, III . . . . .	1,889	56.14
WRITE-IN. . . . .	9	.27
FERGUSON - PROPOSITION A		
**CITY CHARTER - POLICE VIDEO SYSTEMS**		
(Vote for ) 1		
(WITH 13 OF 13 COUNTED)		
YES . . . . .	2,339	70.58
NO. . . . .	975	29.42
MAYOR FLOREDELL HILLS		
(Vote for ) 1		
(WITH 2 OF 2 COUNTED)		
JOSEPH R. NOETH . . . . .	36	80.00
WRITE-IN. . . . .	9	20.00
ALDERPERSON FLOREDELL HILLS WARD 1		
(Vote for ) 1		
(WITH 1 OF 1 COUNTED)		

DEBBIE ANN DAVIS . . . . .	8	42.11
ARTHUR C. HAMILTON . . . . .	3	15.79
KIMBERLY R. CAMPBELL-DUSSOLD . . . . .	8	42.11
WRITE-IN. . . . .	0	
ALDERPERSON FLORDELL HILLS WARD 2		
(Vote for ) 1		
(WITH 1 OF 1 COUNTED)		
DARREL VAUGHT . . . . .	31	93.94
WRITE-IN. . . . .	2	6.06
COUNCIL MEMBER FLORISSANT WARD 2		
(Vote for ) 1		
(WITH 5 OF 5 COUNTED)		
TIM JONES . . . . .	548	95.80
WRITE-IN. . . . .	24	4.20
COUNCIL MEMBER FLORISSANT WARD 4		
(Vote for ) 1		
(WITH 3 OF 4 COUNTED 75%)		
JEFF CAPUTA . . . . .	274	64.78
WRITE-IN. . . . .	149	35.22
COUNCIL MEMBER FLORISSANT WARD 6		
(Vote for ) 1		
(WITH 4 OF 4 COUNTED)		
GERARD J. HENKE . . . . .	663	94.71
WRITE-IN. . . . .	37	5.29
COUNCIL MEMBER FLORISSANT WARD 8		
(Vote for ) 1		
(WITH 2 OF 4 COUNTED 50%)		
MARK SCHMIDT . . . . .	204	42.68
ROBERT PARSON, JR. . . . .	273	57.11
WRITE-IN. . . . .	1	.21
MAYOR FRONTENAC		
(Vote for ) 1		
(WITH 4 OF 4 COUNTED)		
KATE HATFIELD. . . . .	435	48.23
MARGOT M. MARTIN . . . . .	467	51.77
WRITE-IN. . . . .	0	
ALDERPERSON FRONTENAC WARD 1		
(Vote for ) 1		
(WITH 2 OF 2 COUNTED)		
MICHAEL MARGRAF . . . . .	76	33.63
(DANIEL F.) DAN KEMPER. . . . .	148	65.49
WRITE-IN. . . . .	2	.88
ALDERPERSON FRONTENAC WARD 2		
(Vote for ) 1		
(WITH 1 OF 1 COUNTED)		
NALINI S. MAHADEVAN . . . . .	233	97.90
WRITE-IN. . . . .	5	2.10
ALDERPERSON FRONTENAC WARD 3		
(Vote for ) 1		
(WITH 1 OF 1 COUNTED)		
TOM O'BRIEN . . . . .	235	97.92
WRITE-IN. . . . .	5	2.08
TRUSTEE GLEN ECHO PARK		
(Vote for ) 3		
(WITH 1 OF 1 COUNTED)		
WARREN L. PAUL, JR. . . . .	23	34.85
LEROY JACKSON. . . . .	20	30.30
DAN I. WILLIAMS . . . . .	22	33.33
WRITE-IN. . . . .	1	1.52
MAYOR GLENDALE		
(Vote for ) 1		
(WITH 3 OF 6 COUNTED 50%)		
RICHARD J. MAGEE . . . . .	1,138	97.43
WRITE-IN. . . . .	30	2.57
ALDERPERSON GLENDALE WARD 1		
(Vote for ) 1		
(WITH 1 OF 2 COUNTED 50%)		
PAUL E. ROETTGER . . . . .	577	98.97
WRITE-IN. . . . .	6	1.03

ALDERPERSON GLENDALE WARD 2		
(Vote for ) 1		
(WITH 2 OF 2 COUNTED)		
MICHAEL J. BAUGUS. . . . .	506	98.64
WRITE-IN. . . . .	7	1.36
ALDERPERSON GLENDALE WARD 3		
(Vote for ) 1		
(WITH 0 OF 2 COUNTED)		
JOHN J. SCHUSTER . . . . .	25	100.00
WRITE-IN. . . . .	0	
ALDERPERSON-AT-LARGE GREENDALE		
(Vote for ) 2		
(WITH 1 OF 1 COUNTED)		
ALEXANDER (ALEX) HERMAN . . . . .	80	33.06
DORIS TROJCAK. . . . .	117	48.35
AARIN BOOKER . . . . .	44	18.18
WRITE-IN. . . . .	1	.41
MAYOR GREEN PARK		
(Vote for ) 1		
(WITH 5 OF 5 COUNTED)		
TONY POUSOSA . . . . .	249	43.38
BOB REINAGEL . . . . .	320	55.75
WRITE-IN. . . . .	5	.87
ALDERPERSON GREEN PARK WARD 1		
(Vote for ) 1		
(WITH 2 OF 2 COUNTED)		
MICHAEL BROUGHTON . . . . .	126	90.00
WRITE-IN. . . . .	14	10.00
ALDERPERSON GREEN PARK WARD 2		
(Vote for ) 1		
(WITH 2 OF 2 COUNTED)		
TIM THUSTON . . . . .	181	97.31
WRITE-IN. . . . .	5	2.69
ALDERPERSON GREEN PARK WARD 3		
(Vote for ) 1		
(WITH 1 OF 1 COUNTED)		
JOE MONTELEONE . . . . .	147	98.00
WRITE-IN. . . . .	3	2.00
TRUSTEE HANLEY HILLS		
(Vote for ) 5		
(WITH 1 OF 1 COUNTED)		
MIA A. SHIELDS. . . . .	199	18.22
STANLEY B. TAYLOR. . . . .	155	14.19
JULIA A. BOWEN. . . . .	96	8.79
DIANA M. WHITE. . . . .	176	16.12
LAMANDA GOODRICH. . . . .	168	15.38
GREGORY L. ROBINSON . . . . .	108	9.89
BETTYE A. MITCHELL . . . . .	150	13.74
WRITE-IN. . . . .	40	3.66
TRUSTEE HANLEY HILLS (UNEXPIRED TERM)		
(Vote for ) 1		
(WITH 1 OF 1 COUNTED)		
NO CANDIDATE FILED . . . . .	0	
WRITE-IN. . . . .	58	100.00
COUNCIL MEMBER HAZELWOOD WARD 2		
(Vote for ) 1		
(WITH 4 OF 4 COUNTED)		
BOB AUBUCHON . . . . .	180	97.83
WRITE-IN. . . . .	4	2.17
COUNCIL MEMBER HAZELWOOD WARD 4		
(Vote for ) 1		
(WITH 2 OF 2 COUNTED)		
BOB PARKIN. . . . .	147	97.35
WRITE-IN. . . . .	4	2.65
COUNCIL MEMBER HAZELWOOD WARD 6		
(Vote for ) 1		
(WITH 1 OF 2 COUNTED 50%)		
WARREN (BUTCH) TAYLOR . . . . .	80	98.77
WRITE-IN. . . . .	1	1.23

COUNCIL MEMBER HAZELWOOD WARD 8  
(Vote for ) 1  
(WITH 3 OF 3 COUNTED)  
MARY G. SINGLETON. . . . . 561 97.74  
WRITE-IN. . . . . 13 2.26

TRUSTEE HILLSDALE  
(Vote for ) 2  
(WITH 1 OF 1 COUNTED)  
WILLIE J. THOMAS . . . . . 60 48.39  
BENARD ERVIN . . . . . 59 47.58  
WRITE-IN. . . . . 5 4.03

HILLSDALE - PROPOSITION B  
\*\*OUT OF STATE TAX - CONTINUATION\*\*  
(Vote for ) 1  
(WITH 1 OF 1 COUNTED)  
YES . . . . . 39 48.75  
NO. . . . . 41 51.25

ALDERPERSON HUNTLEIGH WARD 1  
(Vote for ) 1  
(WITH 0 OF 1 COUNTED)  
JOHN HUGHES . . . . . 0  
WRITE-IN. . . . . 0

ALDERPERSON HUNTLEIGH WARD 2  
(Vote for ) 1  
(WITH 0 OF 2 COUNTED)  
JAGDISH L. HINDUJA . . . . . 3 100.00  
WRITE-IN. . . . . 0

MAYOR JENNINGS (UNEXPIRED TERM)  
(Vote for ) 1  
(WITH 18 OF 18 COUNTED)  
YOLANDA AUSTIN . . . . . 854 56.56  
PHYLLIS R. ANDERSON . . . . . 124 8.21  
FRANCINE DUGGER . . . . . 520 34.44  
WRITE-IN. . . . . 12 .79

COUNCIL MEMBER JENNINGS WARD 1  
(Vote for ) 1  
(WITH 5 OF 5 COUNTED)  
ALLEN C. McDONNELL . . . . . 75 24.19  
YOLONDA FOUNTAIN HENDERSON. . . . . 103 33.23  
MIRANDA JONES. . . . . 131 42.26  
WRITE-IN. . . . . 1 .32

COUNCIL MEMBER JENNINGS WARD 2  
(Vote for ) 1  
(WITH 4 OF 4 COUNTED)  
TERRY WILSON . . . . . 403 90.97  
HAROLD D. CUSHSHON . . . . . 38 8.58  
WRITE-IN. . . . . 2 .45

COUNCIL MEMBER JENNINGS WARD 3  
(Vote for ) 1  
(WITH 4 OF 4 COUNTED)  
JULIA ROBERTS. . . . . 193 71.75  
TED SIMPSON . . . . . 73 27.14  
WRITE-IN. . . . . 3 1.12

COUNCIL MEMBER JENNINGS WARD 4  
(Vote for ) 1  
(WITH 5 OF 5 COUNTED)  
CAROL EPPS. . . . . 169 58.28  
SHONTE BYRD . . . . . 119 41.03  
WRITE-IN. . . . . 2 .69

ALDERPERSON-AT-LARGE KINLOCH  
(Vote for ) 2  
(WITH 1 OF 1 COUNTED)  
DEIDRE M. PICKENS. . . . . 4 16.00  
HELEN R. JONES-FRYER. . . . . 7 28.00  
EVELYN CARTER. . . . . 13 52.00  
WRITE-IN. . . . . 1 4.00

KIRKWOOD - PROPOSITION 1  
\*\*SALES TAX - CAPITAL IMPROVEMENTS\*\*  
(Vote for ) 1

(WITH 10 OF 15 COUNTED 66.67%)		
YES . . . . .	4,410	76.71
NO. . . . .	1,339	23.29
MAYOR LADUE		
(Vote for ) 1		
(WITH 7 OF 9 COUNTED 77.78%)		
NANCY F. SPEWAK . . . . .	922	97.26
WRITE-IN. . . . .	26	2.74
COUNCIL MEMBER LADUE WARD 1		
(Vote for ) 1		
(WITH 3 OF 3 COUNTED)		
JOHN M. HOWELL, JR. . . . .	414	98.10
WRITE-IN. . . . .	8	1.90
COUNCIL MEMBER LADUE WARD 2		
(Vote for ) 1		
(WITH 2 OF 3 COUNTED 66.67%)		
JOHN R. FOX. . . . .	196	98.00
WRITE-IN. . . . .	4	2.00
COUNCIL MEMBER LADUE WARD 3		
(Vote for ) 1		
(WITH 2 OF 3 COUNTED 66.67%)		
BILL BRENNAN, JR. . . . .	239	99.17
WRITE-IN. . . . .	2	.83
ALDERPERSON LAKESHIRE WARD 1		
(Vote for ) 1		
(WITH 1 OF 1 COUNTED)		
MIKE TWELLMAN. . . . .	92	96.84
WRITE-IN. . . . .	3	3.16
ALDERPERSON LAKESHIRE WARD 2		
(Vote for ) 1		
(WITH 1 OF 1 COUNTED)		
SHAWN COWAN . . . . .	47	95.92
WRITE-IN. . . . .	2	4.08
ALDERPERSON LAKESHIRE WARD 3		
(Vote for ) 1		
(WITH 1 OF 1 COUNTED)		
ROSALIND R. STEEL. . . . .	15	83.33
WRITE-IN. . . . .	3	16.67
TRUSTEE MACKENZIE		
(Vote for ) 3		
(WITH 1 OF 1 COUNTED)		
PATRICIA ARRENDELL . . . . .	15	31.91
PATRICIA BERRY. . . . .	17	36.17
CAROL ZANDER . . . . .	15	31.91
WRITE-IN. . . . .	0	
ALDERPERSON MANCHESTER WARD 1		
(Vote for ) 1		
(WITH 6 OF 7 COUNTED 85.71%)		
PAUL C. HAMILL. . . . .	404	64.13
NORMAN E. GIERER . . . . .	221	35.08
WRITE-IN. . . . .	5	.79
ALDERPERSON MANCHESTER WARD 2		
(Vote for ) 1		
(WITH 6 OF 6 COUNTED)		
MIKE CLEMENT . . . . .	802	79.09
BRIAN ELLIOTT. . . . .	210	20.71
WRITE-IN. . . . .	2	.20
ALDERPERSON MANCHESTER WARD 3		
(Vote for ) 1		
(WITH 4 OF 5 COUNTED 80%)		
RICHARD BAUMANN . . . . .	407	76.22
WILLIAM H. (BILL) PINKSTON. . . . .	120	22.47
WRITE-IN. . . . .	7	1.31
MAYOR MAPLEWOOD		
(Vote for ) 1		
(WITH 6 OF 6 COUNTED)		
BARRY JAY GREENBERG . . . . .	772	56.76
PATRICK J. JUGO . . . . .	574	42.21
WRITE-IN. . . . .	14	1.03

COUNCIL MEMBER MAPLEWOOD WARD 1		
(Vote for ) 1		
(WITH 2 OF 2 COUNTED)		
STEVEN MOSELEY . . . . .	318	94.93
WRITE-IN. . . . .	17	5.07
COUNCIL MEMBER MAPLEWOOD WARD 2		
(Vote for ) 1		
(WITH 3 OF 3 COUNTED)		
RAY L. CRADER . . . . .	349	94.84
WRITE-IN. . . . .	19	5.16
COUNCIL MEMBER MAPLEWOOD WARD 3		
(Vote for ) 1		
(WITH 1 OF 1 COUNTED)		
SHAWN FAULKINGHAM . . . . .	455	92.29
WRITE-IN. . . . .	38	7.71
TRUSTEE MARLBOROUGH		
(Vote for ) 3		
(WITH 1 OF 1 COUNTED)		
ROY (SKIP) BORNMUELLER. . . . .	157	33.26
KEARY HARRISON . . . . .	155	32.84
JOE WENDLING . . . . .	152	32.20
WRITE-IN. . . . .	8	1.69
COUNCIL MEMBER MARYLAND HEIGHTS WARD 1		
(Vote for ) 1		
(WITH 9 OF 9 COUNTED)		
DAVID GRANT . . . . .	171	48.44
WILLIE (JAMES) SURGEON. . . . .	133	37.68
VINCENT (VINCE) VIA. . . . .	42	11.90
WRITE-IN. . . . .	7	1.98
COUNCIL MEMBER MARYLAND HEIGHTS WARD 2		
(Vote for ) 1		
(WITH 10 OF 10 COUNTED)		
EDWIN L. DIRCK, JR. . . . .	495	96.68
WRITE-IN. . . . .	17	3.32
COUNCIL MEMBER MARYLAND HEIGHTS WARD 3		
(Vote for ) 1		
(WITH 6 OF 6 COUNTED)		
NANCY E. MEDVICK . . . . .	559	54.17
STEVEN KENNETH OSTERLOH, SR. . . . .	74	7.17
DALE EDWARD NICHOLS . . . . .	211	20.45
ALEX DASKAL . . . . .	179	17.34
WRITE-IN. . . . .	9	.87
COUNCIL MEMBER MARYLAND HEIGHTS WARD 4		
(Vote for ) 1		
(WITH 5 OF 5 COUNTED)		
NORMAN (NORM) A. RHEA . . . . .	934	98.11
WRITE-IN. . . . .	18	1.89
ALDERPERSON MOLINE ACRES WARD 1		
(Vote for ) 1		
(WITH 2 OF 2 COUNTED)		
DONNA DILLINGHAM. . . . .	85	98.84
WRITE-IN. . . . .	1	1.16
ALDERPERSON MOLINE ACRES WARD 2		
(Vote for ) 1		
(WITH 2 OF 2 COUNTED)		
DARLENE BELL . . . . .	85	98.84
WRITE-IN. . . . .	1	1.16
MOLINE ACRES - PROPOSITION A		
**SALES TAX - GENERAL REVENUE**		
(Vote for ) 1		
(WITH 4 OF 4 COUNTED)		
YES . . . . .	122	62.56
NO. . . . .	73	37.44
MOLINE ACRES - PROPOSITION B		
**SALES TAX - PARKS & COMMUNITY CENTER**		
(Vote for ) 1		
(WITH 4 OF 4 COUNTED)		
YES . . . . .	127	65.46
NO. . . . .	67	34.54

MAYOR NORMANDY		
(Vote for ) 1		
(WITH 5 OF 5 COUNTED)		
THRESANN (TERRY) GANNON . . . . .	208	32.65
PATRICK B. GREEN . . . . .	427	67.03
WRITE-IN. . . . .	2	.31
COUNCIL MEMBER NORMANDY WARD 1		
(Vote for ) 1		
(WITH 1 OF 1 COUNTED)		
LELIA MARTIN . . . . .	128	94.12
WRITE-IN. . . . .	8	5.88
COUNCIL MEMBER NORMANDY WARD 2		
(Vote for ) 1		
(WITH 2 OF 2 COUNTED)		
DELIRITA E. FUTRELL . . . . .	125	99.21
WRITE-IN. . . . .	1	.79
COUNCIL MEMBER NORMANDY WARD 3		
(Vote for ) 1		
(WITH 1 OF 1 COUNTED)		
MARK BECKMANN. . . . .	98	38.43
RICK NELSON . . . . .	157	61.57
WRITE-IN. . . . .	0	
COUNCIL MEMBER NORMANDY WARD 4		
(Vote for ) 1		
(WITH 1 OF 1 COUNTED)		
KIMBERLY KNOX. . . . .	62	91.18
WRITE-IN. . . . .	6	8.82
MAYOR NORTHWOODS		
(Vote for ) 1		
(WITH 4 OF 4 COUNTED)		
EVERETT R. THOMAS. . . . .	465	54.01
MARVALDA JONES . . . . .	392	45.53
WRITE-IN. . . . .	4	.46
COLLECTOR NORTHWOODS		
(Vote for ) 1		
(WITH 4 OF 4 COUNTED)		
LENO HOLMES . . . . .	752	99.08
WRITE-IN. . . . .	7	.92
ALDERPERSON NORTHWOODS WARD 1		
(Vote for ) 1		
(WITH 1 OF 1 COUNTED)		
MAGGIE M. STRONG . . . . .	162	51.92
PATRICIA A. DAVIS. . . . .	84	26.92
KAREN BURNLEY. . . . .	66	21.15
WRITE-IN. . . . .	0	
ALDERPERSON NORTHWOODS WARD 2		
(Vote for ) 1		
(WITH 1 OF 1 COUNTED)		
KRISTINA L. HAZLEY . . . . .	85	34.69
ERROL S. BUSH . . . . .	159	64.90
WRITE-IN. . . . .	1	.41
ALDERPERSON NORTHWOODS WARD 3		
(Vote for ) 1		
(WITH 1 OF 1 COUNTED)		
DAVID L. TOLLIVER. . . . .	167	96.53
WRITE-IN. . . . .	6	3.47
ALDERPERSON NORTHWOODS WARD 4		
(Vote for ) 1		
(WITH 1 OF 1 COUNTED)		
F. BAIN. . . . .	109	97.32
WRITE-IN. . . . .	3	2.68
TRUSTEE NORWOOD COURT		
(Vote for ) 3		
(WITH 1 OF 1 COUNTED)		
GENE A. SMITH . . . . .	35	33.65
ANNA HOLLINS . . . . .	33	31.73
MICHAEL McGARITY . . . . .	31	29.81
WRITE-IN. . . . .	5	4.81

MAYOR OAKLAND		
(Vote for )	1	
(WITH 2 OF 2 COUNTED)		
KEAT WILKINS . . . . .	219	46.01
PAUL MARTI. . . . .	255	53.57
WRITE-IN. . . . .	2	.42
ALDERPERSON OAKLAND WARD 1		
(Vote for )	1	
(WITH 1 OF 1 COUNTED)		
KARL J. HEINZ . . . . .	96	29.45
TOM STEUBY. . . . .	230	70.55
WRITE-IN. . . . .	0	
ALDERPERSON OAKLAND WARD 2		
(Vote for )	1	
(WITH 1 OF 1 COUNTED)		
MICHAEL M. GODSY . . . . .	113	98.26
WRITE-IN. . . . .	2	1.74
COUNCIL MEMBER OLIVETTE		
(Vote for )	2	
(WITH 4 OF 4 COUNTED)		
MAXINE WEIL . . . . .	1,023	52.81
J. GREGORY (GREG) CARL. . . . .	877	45.28
WRITE-IN. . . . .	37	1.91
COUNCIL MEMBER OVERLAND WARD 1		
(Vote for )	1	
(WITH 3 OF 3 COUNTED)		
MARTY A. LITTLE . . . . .	206	56.91
TOM ENNIS . . . . .	155	42.82
WRITE-IN. . . . .	1	.28
COUNCIL MEMBER OVERLAND WARD 2		
(Vote for )	1	
(WITH 3 OF 3 COUNTED)		
VERNON JAY FETSCH. . . . .	470	93.81
WRITE-IN. . . . .	31	6.19
COUNCIL MEMBER OVERLAND WARD 3		
(Vote for )	1	
(WITH 3 OF 3 COUNTED)		
WRITE-IN. . . . .	117	100.00
COUNCIL MEMBER OVERLAND WARD 4		
(Vote for )	1	
(WITH 4 OF 4 COUNTED)		
NATALIE E. GERKE . . . . .	340	96.32
WRITE-IN. . . . .	13	3.68
OVERLAND - PROPOSITION O		
**TAX LEVY - RETIREMENT POLICE DEPT.**		
(Vote for )	1	
(WITH 13 OF 13 COUNTED)		
YES . . . . .	736	43.52
NO. . . . .	955	56.48
ALDERMAN PACIFIC WARD 1		
(Vote for )	1	
(WITH 1 OF 1 COUNTED)		
GREGG RAHN. . . . .	2	100.00
WRITE-IN. . . . .	0	
ALDERPERSON PAGEDALE WARD 1		
(Vote for )	1	
(WITH 1 OF 1 COUNTED)		
JEREMIAH MILLETT. . . . .	86	94.51
WRITE-IN. . . . .	5	5.49
ALDERPERSON PAGEDALE WARD 2		
(Vote for )	1	
(WITH 2 OF 2 COUNTED)		
MINNIE RHYMES. . . . .	89	92.71
WRITE-IN. . . . .	7	7.29
ALDERPERSON PAGEDALE WARD 3		
(Vote for )	1	
(WITH 1 OF 1 COUNTED)		
DEBORAH J. VINCENT . . . . .	86	48.31
BERNICE NOLAN. . . . .	91	51.12



WRITE-IN. . . . .	1	.56
MAYOR PASADENA HILLS		
(Vote for ) 1		
(WITH 2 OF 2 COUNTED)		
KEVIN M. QUINLISK. . . . .	282	94.95
WRITE-IN. . . . .	15	5.05
ALDERPERSON PASADENA HILLS WARD 1		
(Vote for ) 1		
(WITH 1 OF 1 COUNTED)		
CYNTHIA PENDER McCARTHY. . . . .	124	99.20
WRITE-IN. . . . .	1	.80
ALDERPERSON PASADENA HILLS WARD 2		
(Vote for ) 1		
(WITH 1 OF 1 COUNTED)		
GENO SALVATI . . . . .	140	77.78
PATRICIA (PAT) GADDESS. . . . .	39	21.67
WRITE-IN. . . . .	1	.56
TRUSTEE PASADENA PARK		
(Vote for ) 3		
(WITH 1 OF 1 COUNTED)		
ALICE CANAVAN. . . . .	46	21.50
CAROLYN D. YOUNG . . . . .	78	36.45
SHIRLEY A. FITZPATRICK . . . . .	54	25.33
JACKIE KAM-BLACKARD. . . . .	35	16.36
WRITE-IN. . . . .	1	.47
MAYOR PINE LAWN		
(Vote for ) 1		
(WITH 4 OF 4 COUNTED)		
TERRY EPPS. . . . .	312	63.67
DARRYL JONES . . . . .	21	4.29
GERALD L. METTS . . . . .	53	10.82
ELWYN M. WALLS. . . . .	104	21.22
WRITE-IN. . . . .	0	
ALDERPERSON PINE LAWN WARD 1		
(Vote for ) 1		
(WITH 1 OF 1 COUNTED)		
CARLA WALKER . . . . .	33	28.21
OLIMES UNDERWOOD. . . . .	64	54.70
DEBRA GOMEZ . . . . .	19	16.24
WRITE-IN. . . . .	1	.85
ALDERPERSON PINE LAWN WARD 2		
(Vote for ) 1		
(WITH 1 OF 1 COUNTED)		
ROSALYN HALK . . . . .	43	49.43
JOAN HARRIS . . . . .	42	48.28
WRITE-IN. . . . .	2	2.30
ALDERPERSON PINE LAWN WARD 3		
(Vote for ) 1		
(WITH 1 OF 1 COUNTED)		
ADRIAN WRIGHT. . . . .	77	62.60
RONALD PIERSON . . . . .	46	37.40
WRITE-IN. . . . .	0	
ALDERPERSON PINE LAWN WARD 4		
(Vote for ) 1		
(WITH 1 OF 1 COUNTED)		
NAKISHA SMITH. . . . .	77	60.16
CHELENA PYE . . . . .	51	39.84
WRITE-IN. . . . .	0	
TRUSTEE RIVERVIEW		
(Vote for ) 3		
(WITH 1 OF 1 COUNTED)		
STEVE PARO. . . . .	151	35.45
BRUCE STOCKER. . . . .	130	30.52
HOWARD PIERCE. . . . .	134	31.46
WRITE-IN. . . . .	11	2.58
ALDERPERSON ROCK HILL WARD 1		
(Vote for ) 1		
(WITH 2 OF 2 COUNTED)		
EDWARD J. (ED) JOHNSON . . . . .	176	98.32
WRITE-IN. . . . .	3	1.68

ALDERPERSON ROCK HILL WARD 2		
(Vote for ) 1		
(WITH 1 OF 1 COUNTED)		
SABRINA WESTFALL-LUMPKINS. . . . .	147	98.00
WRITE-IN. . . . .	3	2.00
ALDERPERSON ROCK HILL WARD 3		
(Vote for ) 1		
(WITH 2 OF 2 COUNTED)		
MARY K. WOFFORD . . . . .	211	96.35
WRITE-IN. . . . .	8	3.65
ALDERPERSON SHREWSBURY WARD 1		
(Vote for ) 1		
(WITH 3 OF 3 COUNTED)		
ELMER KAUFFMANN . . . . .	254	93.73
WRITE-IN. . . . .	17	6.27
ALDERPERSON SHREWSBURY WARD 2		
(Vote for ) 1		
(WITH 3 OF 3 COUNTED)		
RICK STEINGRUBY . . . . .	305	95.91
WRITE-IN. . . . .	13	4.09
ALDERPERSON SHREWSBURY WARD 3		
(Vote for ) 1		
(WITH 2 OF 2 COUNTED)		
MIKE TRAVAGLINI . . . . .	313	95.43
WRITE-IN. . . . .	15	4.57
MARSHAL-COLLECTOR ST. ANN		
(Vote for ) 1		
(WITH 14 OF 14 COUNTED)		
AARON JIMENEZ. . . . .	1,729	97.24
WRITE-IN. . . . .	49	2.76
ALDERPERSON ST. ANN WARD 1		
(Vote for ) 1		
(WITH 3 OF 3 COUNTED)		
STEVE TRIPLETT . . . . .	253	97.31
WRITE-IN. . . . .	7	2.69
ALDERPERSON ST. ANN WARD 2		
(Vote for ) 1		
(WITH 4 OF 4 COUNTED)		
AMY POELKER . . . . .	394	96.81
WRITE-IN. . . . .	13	3.19
ALDERPERSON ST. ANN WARD 3		
(Vote for ) 1		
(WITH 4 OF 4 COUNTED)		
RICK CRABTREE. . . . .	618	95.67
WRITE-IN. . . . .	28	4.33
ALDERPERSON ST. ANN WARD 4		
(Vote for ) 1		
(WITH 3 OF 3 COUNTED)		
DANIEL MURPHY. . . . .	347	95.86
WRITE-IN. . . . .	15	4.14
ST. ANN - PROPOSITION L		
**TAX LEVY - GENERAL REVENUE**		
(Vote for ) 1		
(WITH 14 OF 14 COUNTED)		
YES . . . . .	1,184	61.03
NO. . . . .	756	38.97
COUNCIL MEMBER ST. JOHN WARD 1		
(Vote for ) 1		
(WITH 3 OF 3 COUNTED)		
MARK ROBERT STIEF. . . . .	124	50.41
DAVID M. WIEDA. . . . .	119	48.37
WRITE-IN. . . . .	3	1.22
COUNCIL MEMBER ST. JOHN WARD 2		
(Vote for ) 1		
(WITH 2 OF 2 COUNTED)		
CURT PIERCE . . . . .	159	95.78
WRITE-IN. . . . .	7	4.22

ALDERMAN SUNSET HILLS WARD 1		
(Vote for ) 1		
(WITH 4 OF 4 COUNTED)		
DEE BAEBLER . . . . .	279	92.69
WRITE-IN. . . . .	22	7.31
ALDERMAN SUNSET HILLS WARD 2		
(Vote for ) 1		
(WITH 3 OF 3 COUNTED)		
STEVE BERSCHE. . . . .	455	97.43
WRITE-IN. . . . .	12	2.57
ALDERMAN SUNSET HILLS WARD 3		
(Vote for ) 1		
(WITH 4 OF 4 COUNTED)		
NATHAN LIPE . . . . .	336	56.76
LORI SCARLETT. . . . .	256	43.24
WRITE-IN. . . . .	0	
ALDERMAN SUNSET HILLS WARD 4		
(Vote for ) 1		
(WITH 3 OF 3 COUNTED)		
MARK COLOMBO . . . . .	513	99.42
WRITE-IN. . . . .	3	.58
MAYOR TOWN AND COUNTRY		
(Vote for ) 1		
(WITH 14 OF 14 COUNTED)		
JON DALTON. . . . .	1,661	95.13
WRITE-IN. . . . .	85	4.87
ALDERMAN TOWN AND COUNTRY WARD 1		
(Vote for ) 1		
(WITH 6 OF 6 COUNTED)		
LYNN WRIGHT . . . . .	393	55.35
MICHAEL COZAD. . . . .	317	44.65
WRITE-IN. . . . .	0	
ALDERMAN TOWN AND COUNTRY WARD 2		
(Vote for ) 1		
(WITH 3 OF 3 COUNTED)		
TIFFANY FRAUTSCHI . . . . .	389	97.25
WRITE-IN. . . . .	11	2.75
ALDERMAN TOWN AND COUNTRY WARD 3		
(Vote for ) 1		
(WITH 3 OF 3 COUNTED)		
FRED MEYLAND-SMITH . . . . .	410	71.68
LINDA ROBSON . . . . .	159	27.80
WRITE-IN. . . . .	3	.52
ALDERMAN TOWN AND COUNTRY WARD 4		
(Vote for ) 1		
(WITH 2 OF 2 COUNTED)		
JON BENIGAS . . . . .	211	97.69
WRITE-IN. . . . .	5	2.31
MAYOR TWIN OAKS		
(Vote for ) 1		
(WITH 1 OF 1 COUNTED)		
RUSSELL L. FORTUNE . . . . .	89	92.71
WRITE-IN. . . . .	7	7.29
ALDERMEN-AT-LARGE TWIN OAKS		
(Vote for ) 2		
(WITH 1 OF 1 COUNTED)		
DENNIS L. WHITMORE . . . . .	67	45.27
LISA EISENHAUER . . . . .	77	52.03
WRITE-IN. . . . .	4	2.70
TRUSTEE UPLANDS PARK		
(Vote for ) 2		
(WITH 1 OF 1 COUNTED)		
BIRDIE McKEE . . . . .	24	18.18
HENRY IWENOFU. . . . .	20	15.15
CARMEN McCLENDON-ROBERTS . . . . .	31	23.48
ONVA BURKE. . . . .	28	21.21
KENNETH WILLIAMS. . . . .	28	21.21
WRITE-IN. . . . .	1	.76
ALDERPERSON VALLEY PARK WARD 1		

(Vote for ) 1		
(WITH 5 OF 5 COUNTED)		
LLOYD FORD. . . . .	104	49.29
STEPHANIE REYNOLDS . . . . .	107	50.71
WRITE-IN. . . . .	0	
ALDERPERSON VALLEY PARK WARD 2		
(Vote for ) 1		
(WITH 2 OF 2 COUNTED)		
LAURIE HENDERSON. . . . .	107	50.71
THOMAS BOLTE . . . . .	100	47.39
WRITE-IN. . . . .	4	1.90
ALDERPERSON VALLEY PARK WARD 3		
(Vote for ) 1		
(WITH 3 OF 3 COUNTED)		
EDDIE WALKER . . . . .	203	53.28
JEFFERY J. WHITTEAKER . . . . .	175	45.93
WRITE-IN. . . . .	3	.79
ALDERPERSON VALLEY PARK WARD 4		
(Vote for ) 1		
(WITH 2 OF 2 COUNTED)		
DEE O'NEILL . . . . .	186	47.57
STEVE DRAKE . . . . .	204	52.17
WRITE-IN. . . . .	1	.26
MAYOR VELDA CITY		
(Vote for ) 1		
(WITH 2 OF 2 COUNTED)		
ROBERT L. HENSLEY. . . . .	163	92.09
WRITE-IN. . . . .	14	7.91
ALDERPERSON VELDA CITY WARD 1		
(Vote for ) 1		
(WITH 1 OF 1 COUNTED)		
YVETTE BATTLE. . . . .	84	97.67
WRITE-IN. . . . .	2	2.33
ALDERPERSON VELDA CITY WARD 2		
(Vote for ) 1		
(WITH 1 OF 1 COUNTED)		
NO CANDIDATE FILED . . . . .	0	
WRITE-IN. . . . .	10	100.00
ALDERMAN VELDA VILLAGE HILLS WARD 1		
(Vote for ) 1		
(WITH 1 OF 1 COUNTED)		
BERNARD WHITLEY . . . . .	28	36.84
ROY WADE. . . . .	47	61.84
WRITE-IN. . . . .	1	1.32
ALDERMAN VELDA VILLAGE HILLS WARD 2		
(Vote for ) 1		
(WITH 1 OF 1 COUNTED)		
WILLIE FLOWERS. . . . .	27	38.57
EFFIE MOORE. . . . .	43	61.43
WRITE-IN. . . . .	0	
ALDERPERSON VINITA PARK WARD 1		
(Vote for ) 1		
(WITH 1 OF 1 COUNTED)		
JANET D. SIMMS. . . . .	37	45.12
BRIAN JOSEPH GREMAUD. . . . .	45	54.88
WRITE-IN. . . . .	0	
ALDERPERSON VINITA PARK WARD 2		
(Vote for ) 1		
(WITH 4 OF 4 COUNTED)		
WANDA FAIRLEY. . . . .	63	64.29
NANCY J. MEWES. . . . .	35	35.71
WRITE-IN. . . . .	0	
ALDERPERSON VINITA PARK WARD 3		
(Vote for ) 1		
(WITH 4 OF 4 COUNTED)		
TIMOTHY McGOVERN . . . . .	2	2.41
KIM WASHINGTON . . . . .	25	30.12
VERONICA CONNER . . . . .	22	26.51
MARCIETA D. REED . . . . .	34	40.96
WRITE-IN. . . . .	0	

ALDERPERSON WARSON WOODS WARD 1		
(Vote for ) 1		
(WITH 1 OF 1 COUNTED)		
JAMES (JIM) NEWMAN . . . . .	81	95.29
WRITE-IN. . . . .	4	4.71
ALDERPERSON WARSON WOODS WARD 2		
(Vote for ) 1		
(WITH 1 OF 1 COUNTED)		
GORDON W. GOSH. . . . .	99	100.00
WRITE-IN. . . . .	0	
ALDERPERSON WARSON WOODS WARD 3		
(Vote for ) 1		
(WITH 1 OF 1 COUNTED)		
CHARLES LUISETTI. . . . .	77	96.25
WRITE-IN. . . . .	3	3.75
ALDERPERSON WARSON WOODS WARD 4		
(Vote for ) 1		
(WITH 1 OF 1 COUNTED)		
MARK F. WITTICH . . . . .	158	99.37
WRITE-IN. . . . .	1	.63
WEBSTER GROVES - PROPOSITION R		
**TAX - POLICE & FIREFIGHTERS PENSION**		
(Vote for ) 1		
(WITH 13 OF 13 COUNTED)		
YES . . . . .	3,372	64.49
NO. . . . .	1,857	35.51
COUNCIL MEMBER WELLSTON WARD 1		
(Vote for ) 1		
(WITH 2 OF 2 COUNTED)		
LATOYA SCOTT . . . . .	18	52.94
WRITE-IN. . . . .	16	47.06
COUNCIL MEMBER WELLSTON WARD 3		
(Vote for ) 1		
(WITH 1 OF 1 COUNTED)		
LINDA GARNER . . . . .	15	100.00
WRITE-IN. . . . .	0	
COUNCIL MEMBER WELLSTON WARD 5		
(Vote for ) 1		
(WITH 1 OF 1 COUNTED)		
GRACIE WHITE . . . . .	22	61.11
FARRAKHAN SHEGOG. . . . .	14	38.89
WRITE-IN. . . . .	0	
TRUSTEE WESTWOOD		
(Vote for ) 3		
(WITH 2 OF 2 COUNTED)		
ROBYN DEMOTT . . . . .	23	31.94
DOUG SCHUKAR . . . . .	25	34.72
SANDRA M. GANTT . . . . .	22	30.56
WRITE-IN. . . . .	2	2.78
TRUSTEE WILBUR PARK		
(Vote for ) 3		
(WITH 1 OF 1 COUNTED)		
NEAL VOHSEN . . . . .	70	30.97
JOSEPH E. WILHITE. . . . .	77	34.07
DAN KAESTNER . . . . .	71	31.42
WRITE-IN. . . . .	8	3.54
COUNCIL MEMBER WILDWOOD WARD 1		
(Vote for ) 1		
(WITH 5 OF 5 COUNTED)		
LARRY W. McGOWEN . . . . .	700	97.09
WRITE-IN. . . . .	21	2.91
COUNCIL MEMBER WILDWOOD WARD 2		
(Vote for ) 1		
(WITH 2 OF 2 COUNTED)		
DON BARTONI . . . . .	580	97.15
WRITE-IN. . . . .	17	2.85
COUNCIL MEMBER WILDWOOD WARD 3		
(Vote for ) 1		

(WITH 4 OF 4 COUNTED)		
SUE CULLINANE. . . . .	314	45.05
TAMMY SHEA. . . . .	379	54.38
WRITE-IN. . . . .	4	.57
COUNCIL MEMBER WILDWOOD WARD 4		
(Vote for ) 1		
(WITH 4 OF 4 COUNTED)		
KATIE DODWELL. . . . .	362	54.03
JEAN M. VEDVIG. . . . .	306	45.67
WRITE-IN. . . . .	2	.30
COUNCIL MEMBER WILDWOOD WARD 5		
(Vote for ) 1		
(WITH 3 OF 3 COUNTED)		
DAVID BERTOLINO . . . . .	559	95.56
WRITE-IN. . . . .	26	4.44
COUNCIL MEMBER WILDWOOD WARD 6		
(Vote for ) 1		
(WITH 6 OF 6 COUNTED)		
GREG ALEXANDER . . . . .	650	98.34
WRITE-IN. . . . .	11	1.66
COUNCIL MEMBER WILDWOOD WARD 7		
(Vote for ) 1		
(WITH 3 OF 3 COUNTED)		
GREG STINE. . . . .	639	98.16
WRITE-IN. . . . .	12	1.84
COUNCIL MEMBER WILDWOOD WARD 8		
(Vote for ) 1		
(WITH 4 OF 4 COUNTED)		
JOE GARRITANO. . . . .	632	97.83
WRITE-IN. . . . .	14	2.17
MAYOR WINCHESTER		
(Vote for ) 1		
(WITH 3 OF 3 COUNTED)		
GAIL M. WINHAM. . . . .	69	97.18
WRITE-IN. . . . .	2	2.82
ALDERPERSON WINCHESTER WARD 1		
(Vote for ) 1		
(WITH 2 OF 2 COUNTED)		
MARIE BACH. . . . .	40	100.00
WRITE-IN. . . . .	0	
ALDERPERSON WINCHESTER WARD 2		
(Vote for ) 1		
(WITH 1 OF 1 COUNTED)		
TONY DELUCA . . . . .	39	100.00
WRITE-IN. . . . .	0	
DIRECTOR BRENTWOOD SCHOOL DISTRICT		
(Vote for ) 3		
(WITH 7 OF 7 COUNTED)		
KEITH RABENBERG . . . . .	846	20.44
DANNIELLE JOY DAVIS . . . . .	405	9.79
DANIEL BROUILLET . . . . .	772	18.66
LINDSAY M. SPENCER . . . . .	937	22.64
CINDY WATSON . . . . .	406	9.81
LOIS TRUMAN. . . . .	737	17.81
WRITE-IN. . . . .	35	.85
DIRECTOR FERGUSON REORGANIZED R-2 SCHOOL DISTRICT		
(Vote for ) 3		
(WITH 41 OF 46 COUNTED 89.13%)		
DONNA PAULETTE-THURMAN . . . . .	4,587	27.60
JESSICA PONDER. . . . .	4,376	26.33
RAYCHEL C. PROUDIE . . . . .	936	5.63
ROB CHABOT . . . . .	3,702	22.27
ROGER HINES. . . . .	1,708	10.28
DONNA M. DAMERON . . . . .	1,238	7.45
WRITE-IN. . . . .	75	.45
DIRECTOR HAZELWOOD SCHOOL DISTRICT		
(Vote for ) 3		
(WITH 74 OF 78 COUNTED 94.87%)		
BRENDA C. YOUNGBLOOD. . . . .	5,908	21.53
MARK J. BEHLMANN . . . . .	5,648	20.59

MARGO McNEIL . . . . .	5,765	21.01
ELIZABETH A. (BETSY) RACHEL . . . . .	4,582	16.70
MARCUS ALLEN . . . . .	3,747	13.66
BENTON CORNELL SMITH. . . . .	1,655	6.03
WRITE-IN. . . . .	131	.48

DIRECTOR SCHOOL DISTRICT OF JENNINGS

(Vote for ) 3  
(WITH 17 OF 17 COUNTED)

JOHN SCHLERETH. . . . .	554	19.72
TERRY WILSON . . . . .	832	29.61
MIRANDA JONES . . . . .	895	31.85
PHYLLIS R. ANDERSON . . . . .	518	18.43
WRITE-IN. . . . .	11	.39

DIRECTOR KIRKWOOD SCHOOL DISTRICT R-7

(Vote for ) 3  
(WITH 21 OF 29 COUNTED 72.41%)

JULIE BACKER . . . . .	5,006	23.80
MICHAEL MANCINI . . . . .	2,282	10.85
ALLEN McCOY. . . . .	1,216	5.78
JENNIFER PANGBORN. . . . .	3,623	17.22
CHAD KAVANAUGH. . . . .	3,725	17.71
MARGARET BOYKO. . . . .	1,758	8.36
GREG ASHLEY. . . . .	2,642	12.56
JEFF BARRY . . . . .	671	3.19
WRITE-IN. . . . .	114	.54

KIRKWOOD SCHOOL DISTRICT R-7 - PROPOSITION K

\*\*TAX LEVY - DISTRICT SUPPORT\*\*  
(Vote for ) 1  
(WITH 21 OF 29 COUNTED 72.41%)

YES . . . . .	5,371	57.09
NO. . . . .	4,037	42.91

DIRECTOR SCHOOL DISTRICT OF THE CITY OF LADUE

(Vote for ) 3  
(WITH 26 OF 29 COUNTED 89.66%)

KISHA LEE . . . . .	1,811	17.47
ANDY BRESLER . . . . .	2,546	24.56
CAROLYN JAEGER. . . . .	2,426	23.40
CHRIS ZOELLNER. . . . .	490	4.73
LOLITA FLINN . . . . .	811	7.82
LESLIE T. TOLLIVER . . . . .	833	8.04
PATRICK COUGHLIN . . . . .	1,417	13.67
WRITE-IN. . . . .	33	.32

DIRECTOR LINDBERGH SCHOOLS

(Vote for ) 3  
(WITH 42 OF 43 COUNTED 97.67%)

CATHY CARLOCK LORENZ. . . . .	6,094	20.61
KATHLEEN (KATHY) KIENSTRA . . . . .	4,386	14.83
VICKI LORENZ ENGLUND. . . . .	4,316	14.59
CHRISTY WATZ . . . . .	4,542	15.36
DANIEL SAMPSON. . . . .	1,655	5.60
MATT ALONZO. . . . .	5,212	17.62
JENNIFER BIRD . . . . .	3,293	11.14
WRITE-IN. . . . .	75	.25

DIRECTOR LINDBERGH SCHOOLS (UNEXPIRED TERM)

(Vote for ) 1  
(WITH 42 OF 43 COUNTED 97.67%)

MARTHA DUCHILD. . . . .	4,153	40.87
MIKE SHAMIA. . . . .	5,966	58.71
WRITE-IN. . . . .	43	.42

DIRECTOR MEHLVILLE SCHOOL DISTRICT R-9

(Vote for ) 3  
(WITH 47 OF 47 COUNTED)

EMMA (JEAN) PRETTO . . . . .	8,628	24.58
SAMANTHA STORMER . . . . .	9,360	26.67
PEGGY HASSLER . . . . .	10,238	29.17
MICHELLE POMMER . . . . .	6,672	19.01
WRITE-IN. . . . .	200	.57

DIRECTOR MERAMEC VALLEY R-III SCHOOL DISTRICT

(Vote for ) 3  
(WITH 4 OF 4 COUNTED)

MATT E. TROWER. . . . .	11	32.35
TIM RICHARDSON. . . . .	8	23.53
SEAN D. BRINKER . . . . .	9	26.47

AUSTIN MYERS . . . . . 6 17.65  
 WRITE-IN. . . . . 0

MERAMEC VALLEY R-III SCHOOL DISTRICT - PROPOSITION K

\*\*BONDS - CAPITAL IMPROV (57.15% NEEDED)\*\*  
 (Vote for ) 1  
 (WITH 4 OF 4 COUNTED)  
 YES . . . . . 12 63.16  
 NO. . . . . 7 36.84

NORMANDY SCHOOL DISTRICT - PROPOSITION N

\*\*BONDS - CAPITAL IMPROV (57.15% NEEDED)\*\*  
 (Vote for ) 1  
 (WITH 58 OF 58 COUNTED)  
 YES . . . . . 3,359 68.75  
 NO. . . . . 1,527 31.25

DIRECTOR PARKWAY SCHOOL DISTRICT

(Vote for ) 3  
 (WITH 121 OF 125 COUNTED 96.80%)  
 ROBERT L. GORE. . . . . 1,749 3.84  
 ANNMARIE PUHAN. . . . . 3,069 6.74  
 CHRIS JACOB. . . . . 4,052 8.90  
 PETER N. MEISINGER . . . . . 1,996 4.38  
 DEBORAH A. (DEBBIE) HOPPER. . . . . 6,897 15.14  
 MATTHEW (MATT) ECKERLE . . . . . 4,019 8.82  
 KRISTY KLEIN DAVIS . . . . . 5,499 12.07  
 B. SOPHIA FORD-GLANTON . . . . . 5,305 11.65  
 ZACH GOLDFORD . . . . . 2,747 6.03  
 PHILIP A. OEHLERKING. . . . . 4,068 8.93  
 JEFF TODD . . . . . 6,000 13.17  
 WRITE-IN. . . . . 149 .33

PATTONVILLE R-3 SCHOOL DISTRICT - PROPOSITION K

\*\*BONDS - CAPITAL IMPROV (57.15% NEEDED)\*\*  
 (Vote for ) 1  
 (WITH 49 OF 49 COUNTED)  
 YES . . . . . 5,182 80.32  
 NO. . . . . 1,270 19.68

DIRECTOR RITENOUR SCHOOL DISTRICT

(Vote for ) 3  
 (WITH 42 OF 42 COUNTED)  
 BRAD THOMAS. . . . . 2,199 26.21  
 RUTH BELL GRECO . . . . . 2,385 28.43  
 PENNY DEGARDIN. . . . . 2,324 27.70  
 ORLANDO LEWIS, JR. . . . . 1,399 16.67  
 WRITE-IN. . . . . 83 .99

DIRECTOR RITENOUR SCHOOL DISTRICT (UNEXPIRED TERM)

(Vote for ) 2  
 (WITH 42 OF 42 COUNTED)  
 SHIRLEY A. BURTON. . . . . 1,812 31.83  
 LISA GLOVER-JONES. . . . . 1,897 33.32  
 TOM DRENNAN. . . . . 1,940 34.08  
 WRITE-IN. . . . . 44 .77

DIRECTOR ROCKWOOD R-VI SCHOOL DISTRICT

(Vote for ) 3  
 (WITH 100 OF 101 COUNTED 99.01%)  
 LYNNE MIDYETT . . . . . 9,851 25.34  
 RANDY KIRK MILLER. . . . . 8,631 22.20  
 LEONARD KEITH KINDER. . . . . 9,900 25.46  
 TAMARA JO RHOMBERG . . . . . 6,421 16.52  
 SUDHIRKUMAR R. BRAHMBHATT . . . . . 3,791 9.75  
 WRITE-IN. . . . . 285 .73

ROCKWOOD R-VI SCHOOL DISTRICT - PROPOSITION T

\*\*BONDS - CAPITAL IMPROV (57.15% NEEDED)\*\*  
 (Vote for ) 1  
 (WITH 100 OF 101 COUNTED 99.01%)  
 YES . . . . . 13,247 67.39  
 NO. . . . . 6,410 32.61

DIRECTOR SCHOOL DISTRICT OF UNIVERSITY CITY

(Vote for ) 3  
 (WITH 21 OF 21 COUNTED)  
 CHARLOTTE TATUM . . . . . 1,775 18.21  
 LISA BRENNER . . . . . 2,566 26.32  
 GEORGE LENARD . . . . . 1,964 20.15  
 DIARRA K. MORRIS . . . . . 979 10.04



CHELSEA ADDISON . . . . .	2,422	24.85
WRITE-IN. . . . .	42	.43

DIRECTOR VALLEY PARK SCHOOL DISTRICT

(Vote for ) 3  
(WITH 9 OF 9 COUNTED)

PETER TOBIN COATES . . . . .	639	18.25
JEREMY SCOTT PICKER . . . . .	727	20.76
DAVID FOWLER . . . . .	791	22.59
JEANINE SABATINO . . . . .	800	22.84
MIKE KEEHNAST . . . . .	523	14.93
WRITE-IN. . . . .	22	.63

VALLEY PARK SCHOOL DISTRICT - PROPOSITION R

\*\*BONDS - CAPITAL IMPROV (57.15% NEEDED)\*\*

(Vote for ) 1  
(WITH 9 OF 9 COUNTED)

YES . . . . .	1,177	74.87
NO. . . . .	395	25.13

DIRECTOR WEBSTER GROVES SCHOOL DISTRICT

(Vote for ) 3  
(WITH 25 OF 27 COUNTED 92.59%)

AMY CLENDENNEN. . . . .	3,846	24.50
JO BETH DOLL . . . . .	3,986	25.40
THOMAS (TOM) NEWPORT. . . . .	2,872	18.30
DAVID ADDISON . . . . .	3,060	19.50
MICHAEL J. ROSE . . . . .	1,819	11.59
WRITE-IN. . . . .	113	.72

TRUSTEE ST. LOUIS COMMUNITY COLLEGE #1 (UNEXPIRED TERM)

(Vote for ) 1  
(WITH 373 OF 385 COUNTED 96.88%)

MARCUS D. ADAMS . . . . .	4,482	11.37
DEREK R. NOVEL. . . . .	4,204	10.66
MARSHA J. BONDS . . . . .	4,953	12.56
THEO BROWN, SR. . . . .	3,688	9.35
KEVIN M. MARTIN . . . . .	6,931	17.58
CANDACE GARDNER . . . . .	5,869	14.88
MIRANDA AVANT-ELLIOTT . . . . .	3,782	9.59
VERONICA AVERY-MOODY. . . . .	2,963	7.51
O. DANIEL L. GRAY. . . . .	2,162	5.48
WRITE-IN. . . . .	399	1.01

AFFTON FIRE DISTRICT - PROPOSITION A

\*\*TAX LEVY - DISTRICT SUPPORT\*\*

(Vote for ) 1  
(WITH 27 OF 27 COUNTED)

FOR THE PROPOSITION . . . . .	3,480	65.59
AGAINST THE PROPOSITION. . . . .	1,826	34.41

FENTON FIRE DISTRICT - PROPOSITION E

\*\*TAX LEVY - DISTRICT SUPPORT\*\*

(Vote for ) 1  
(WITH 20 OF 20 COUNTED)

YES . . . . .	3,826	61.26
NO. . . . .	2,420	38.74

DIRECTOR MARYLAND HEIGHTS FIRE DISTRICT

(Vote for ) 1  
(WITH 22 OF 22 COUNTED)

BOB NICHOLS . . . . .	1,664	68.14
GENE T. WEISS . . . . .	770	31.53
WRITE-IN. . . . .	8	.33

DIRECTOR MEHLVILLE FIRE DISTRICT

(Vote for ) 1  
(WITH 67 OF 67 COUNTED)

AARON HILMER . . . . .	10,980	53.36
JANE KOLB . . . . .	9,567	46.49
WRITE-IN. . . . .	32	.16

DIRECTOR MID-COUNTY FIRE DISTRICT

(Vote for ) 1  
(WITH 22 OF 22 COUNTED)

MICHAEL RUSH . . . . .	983	77.34
LAMANDA GOODRICH. . . . .	281	22.11
WRITE-IN. . . . .	7	.55

METRO-NORTH FIRE DISTRICT - PROPOSITION P

\*\*TAX LEVY - DISTRICT SUPPORT\*\*

(Vote for ) 1  
(WITH 17 OF 17 COUNTED)  
YES : : : : : : : : : : : : : : 806 69.18  
NO. : : : : : : : : : : : : : : 359 30.82

DIRECTOR NORTHEAST AMBULANCE AND FIRE DISTRICT  
(Vote for ) 1  
(WITH 40 OF 40 COUNTED)  
DUANE H. MOORE. . . . . 2,794 71.53  
KRIS BOEVINGLOH . . . . . 1,105 28.29  
WRITE-IN. . . . . 7 .18

DIRECTOR PACIFIC FIRE DISTRICT  
(Vote for ) 1  
(WITH 1 OF 1 COUNTED)  
KEN M. QUENNOZ, SR. . . . . 2 66.67  
STEPHEN PAUL WOODRUFF . . . . . 1 33.33  
WRITE-IN. . . . . 0

DIRECTOR RIVERVIEW FIRE DISTRICT  
(Vote for ) 1  
(WITH 30 OF 30 COUNTED)  
RICHIE TIBERGHEN . . . . . 1,290 48.48  
THEO BROWN, SR. . . . . 923 34.69  
NORVEL PARO . . . . . 435 16.35  
WRITE-IN. . . . . 13 .49

DIRECTOR ROBERTSON FIRE DISTRICT  
(Vote for ) 1  
(WITH 9 OF 9 COUNTED)  
JOAN NOEL . . . . . 322 87.03  
BEN DEGROAT . . . . . 48 12.97  
WRITE-IN. . . . . 0

DIRECTOR SPANISH LAKE FIRE DISTRICT  
(Vote for ) 1  
(WITH 7 OF 7 COUNTED)  
LOU CUNNINGHAM . . . . . 1,119 82.83  
KHALIL ABDUL MUMIN . . . . . 231 17.10  
WRITE-IN. . . . . 1 .07

DIRECTOR VALLEY PARK FIRE DISTRICT  
(Vote for ) 1  
(WITH 16 OF 16 COUNTED)  
KAREN VALDEZ . . . . . 871 45.15  
DANIEL WILBURN . . . . . 1,052 54.54  
WRITE-IN. . . . . 6 .31

DIRECTOR VALLEY PARK FIRE DISTRICT (UNEXPIRED TERM)  
(Vote for ) 1  
(WITH 16 OF 16 COUNTED)  
SHERI SCHMITT. . . . . 987 50.93  
BEN HELTON. . . . . 871 44.94  
CHARLES KUCHAR . . . . . 73 3.77  
WRITE-IN. . . . . 7 .36

SUMMARY REPORT  
 RUN DATE:04/04/17  
 RUN TIME:10:29 PM

GENERAL MUNICIPAL ELECTION  
 ST. LOUIS COUNTY, MISSOURI  
 TUESDAY, APRIL 4, 2017

UNOFFICIAL RESULTS

	VOTES	PERCENT
PRECINCTS COUNTED (OF 822) . . . . .	822	100.00
REGISTERED VOTERS - TOTAL . . . . .	703,245	
BALLOTS CAST - TOTAL . . . . .	162,525	
VOTER TURNOUT - TOTAL . . . . .		23.11
ST. LOUIS COUNTY - PROPOSITION P		
**SALES TAX - POLICE & PUBLIC SAFETY**		
(Vote for ) 1		
(WITH 822 OF 822 COUNTED)		
YES . . . . .	101,964	63.18
NO. . . . .	59,433	36.82
MAYOR BALLWIN		
(Vote for ) 1		
(WITH 30 OF 30 COUNTED)		
TIM POGUE . . . . .	4,424	97.60
WRITE-IN. . . . .	109	2.40
ALDERPERSON BALLWIN WARD 1		
(Vote for ) 1		
(WITH 6 OF 6 COUNTED)		
JIMMY TERBROCK . . . . .	831	96.74
WRITE-IN. . . . .	28	3.26
ALDERPERSON BALLWIN WARD 2		
(Vote for ) 1		
(WITH 7 OF 7 COUNTED)		
MARK R. STALLMANN. . . . .	1,014	97.22
WRITE-IN. . . . .	29	2.78
ALDERPERSON BALLWIN WARD 3		
(Vote for ) 1		
(WITH 9 OF 9 COUNTED)		
JIM LEAHY . . . . .	1,317	99.10
WRITE-IN. . . . .	12	.90
ALDERPERSON BALLWIN WARD 4		
(Vote for ) 1		
(WITH 8 OF 8 COUNTED)		
ROSS BULLINGTON . . . . .	590	51.85
BRANT HARBER . . . . .	334	29.35
TERICA DONNELLY . . . . .	210	18.45
WRITE-IN. . . . .	4	.35
ALDERMEN BEL NOR WARD 1		
(Vote for ) 1		
(WITH 1 OF 1 COUNTED)		
CHARLEE McBRIDE . . . . .	127	93.38
WRITE-IN. . . . .	9	6.62
ALDERMEN BEL NOR WARD 2		
(Vote for ) 1		
(WITH 1 OF 1 COUNTED)		
JAN NELSON . . . . .	175	95.63
WRITE-IN. . . . .	8	4.37
ALDERMEN BEL-RIDGE WARD 1		
(Vote for ) 1		
(WITH 1 OF 1 COUNTED)		
CATHERINE (CATHY) RAGLAND . . . . .	18	45.00
KAREN NELSON . . . . .	22	55.00
WRITE-IN. . . . .	0	
ALDERMEN BEL-RIDGE WARD 2		
(Vote for ) 1		
(WITH 1 OF 1 COUNTED)		
REGINALD BROWN. . . . .	67	53.17
JEROME C. ROBINSON . . . . .	58	46.03
WRITE-IN. . . . .	1	.79
ALDERMEN BEL-RIDGE WARD 3		
(Vote for ) 1		
(WITH 2 OF 2 COUNTED)		
ROBBIN R. RUSSELL. . . . .	71	55.47

GORDON C. BROCK . . . . .	57	44.53
WRITE-IN. . . . .	0	
ALDERPERSON BELLA VILLA WARD 1		
(Vote for ) 1		
(WITH 1 OF 1 COUNTED)		
JOHN FRANKLIN. . . . .	33	97.06
WRITE-IN. . . . .	1	2.94
ALDERPERSON BELLA VILLA WARD 2		
(Vote for ) 1		
(WITH 1 OF 1 COUNTED)		
CINDY SCHWEGMANN. . . . .	24	92.31
WRITE-IN. . . . .	2	7.69
ALDERPERSON BELLA VILLA WARD 3		
(Vote for ) 1		
(WITH 1 OF 1 COUNTED)		
MARY KAREN SIKORSKI . . . . .	23	100.00
WRITE-IN. . . . .	0	
BELLA VILLA - PROPOSITION A		
**FORGO ANNUAL ELECTIONS**		
(Vote for ) 1		
(WITH 3 OF 3 COUNTED)		
YES . . . . .	53	57.61
NO. . . . .	39	42.39
ALDERMEN BELLERIVE ACRES		
(Vote for ) 2		
(WITH 1 OF 1 COUNTED)		
TOM KIELY . . . . .	39	27.66
NANCY M. HARTMAN . . . . .	58	41.13
CHERYL MILTON ROBERTS . . . . .	43	30.50
WRITE-IN. . . . .	1	.71
MAYOR BEVERLY HILLS		
(Vote for ) 1		
(WITH 2 OF 2 COUNTED)		
BRIAN K. JACKSON . . . . .	62	92.54
WRITE-IN. . . . .	5	7.46
ALDERPERSON BEVERLY HILLS WARD 1		
(Vote for ) 1		
(WITH 1 OF 1 COUNTED)		
MARY PATTERSON . . . . .	31	96.88
WRITE-IN. . . . .	1	3.13
ALDERPERSON BEVERLY HILLS WARD 2		
(Vote for ) 1		
(WITH 1 OF 1 COUNTED)		
ROBERTA OUSLEY . . . . .	33	97.06
WRITE-IN. . . . .	1	2.94
TREASURER BLACK JACK		
(Vote for ) 1		
(WITH 6 OF 6 COUNTED)		
ANN L. WRIGHT . . . . .	868	99.20
WRITE-IN. . . . .	7	.80
COUNCIL MEMBER BLACK JACK WARD 1		
(Vote for ) 1		
(WITH 1 OF 1 COUNTED)		
RICK STEIGERWALD. . . . .	155	56.36
VERONICA PATTON . . . . .	120	43.64
WRITE-IN. . . . .	0	
COUNCIL MEMBER BLACK JACK WARD 2		
(Vote for ) 1		
(WITH 2 OF 2 COUNTED)		
CARMEN WATKINS-AUSTELL. . . . .	160	97.56
WRITE-IN. . . . .	4	2.44
COUNCIL MEMBER BLACK JACK WARD 3		
(Vote for ) 1		
(WITH 1 OF 1 COUNTED)		
LEO SIMMONS . . . . .	46	14.84
ABDURAQEEB (AJ) WHITE . . . . .	144	46.45
ARLENE V. McCLENDON . . . . .	118	38.06
WRITE-IN. . . . .	2	.65

COUNCIL MEMBER BLACK JACK WARD 4		
(Vote for ) 1		
(WITH 2 OF 2 COUNTED)		
RODNEY C. GRADY . . . . .	149	65.93
RONALD POINTER . . . . .	54	23.89
MICHAEL E. STARKS, SR. . . . .	23	10.18
WRITE-IN. . . . .	0	
COUNCIL MEMBER BRECKENRIDGE HILLS WARD 1		
(Vote for ) 1		
(WITH 1 OF 1 COUNTED)		
KEN SIMPSON . . . . .	43	93.48
WRITE-IN. . . . .	3	6.52
COUNCIL MEMBER BRECKENRIDGE HILLS WARD 2		
(Vote for ) 1		
(WITH 1 OF 1 COUNTED)		
DONALD CATLIN, JR. . . . .	46	85.19
CAMERON JOHNSON . . . . .	8	14.81
WRITE-IN. . . . .	0	
COUNCIL MEMBER BRECKENRIDGE HILLS WARD 3		
(Vote for ) 1		
(WITH 1 OF 1 COUNTED)		
GEORGE BEEMAN. . . . .	64	94.12
WRITE-IN. . . . .	4	5.88
COUNCIL MEMBER BRECKENRIDGE HILLS WARD 4		
(Vote for ) 1		
(WITH 1 OF 1 COUNTED)		
SHERYL GLADNEY . . . . .	53	75.71
SHANE PELLERIN . . . . .	17	24.29
WRITE-IN. . . . .	0	
MAYOR BRENTWOOD		
(Vote for ) 1		
(WITH 6 OF 6 COUNTED)		
CHRISTOPHER A. THORNTON. . . . .	893	52.81
BARBARA B. CLEMENTS . . . . .	784	46.36
WRITE-IN. . . . .	14	.83
MUNICIPAL JUDGE BRENTWOOD		
(Vote for ) 1		
(WITH 6 OF 6 COUNTED)		
PATRICK DIGNAM . . . . .	1,375	98.28
WRITE-IN. . . . .	24	1.72
ALDERPERSON BRENTWOOD WARD 1		
(Vote for ) 1		
(WITH 2 OF 2 COUNTED)		
DAVID PLUFKA . . . . .	477	95.98
WRITE-IN. . . . .	20	4.02
ALDERPERSON BRENTWOOD WARD 2		
(Vote for ) 1		
(WITH 1 OF 1 COUNTED)		
BRANDON WEGGE. . . . .	351	98.04
WRITE-IN. . . . .	7	1.96
ALDERPERSON BRENTWOOD WARD 3		
(Vote for ) 1		
(WITH 2 OF 2 COUNTED)		
STEVE LOCHMOELLER . . . . .	382	98.20
WRITE-IN. . . . .	7	1.80
ALDERPERSON BRENTWOOD WARD 4		
(Vote for ) 1		
(WITH 1 OF 1 COUNTED)		
THOMAS KRAMER. . . . .	230	95.83
WRITE-IN. . . . .	10	4.17
MUNICIPAL JUDGE BRIDGETON		
(Vote for ) 1		
(WITH 20 OF 20 COUNTED)		
JOSEPH W. LARREW . . . . .	1,528	98.64
WRITE-IN. . . . .	21	1.36
COUNCIL MEMBER BRIDGETON WARD 1		
(Vote for ) 1		
(WITH 6 OF 6 COUNTED)		
ROBERT R. (BOB) SAETTELE . . . . .	199	97.07

WRITE-IN. . . . .	6	2.93
COUNCIL MEMBER BRIDGETON WARD 2		
(Vote for ) 1		
(WITH 4 OF 4 COUNTED)		
JERRY GRIMMER. . . . .	317	97.84
WRITE-IN. . . . .	7	2.16
COUNCIL MEMBER BRIDGETON WARD 3		
(Vote for ) 1		
(WITH 6 OF 6 COUNTED)		
FERD FETSCH . . . . .	497	99.40
WRITE-IN. . . . .	3	.60
COUNCIL MEMBER BRIDGETON WARD 4		
(Vote for ) 1		
(WITH 4 OF 4 COUNTED)		
JONI NORRIS . . . . .	557	97.38
WRITE-IN. . . . .	15	2.62
MAYOR CALVERTON PARK		
(Vote for ) 1		
(WITH 2 OF 2 COUNTED)		
JAMES A. PAUNOVICH . . . . .	144	97.30
WRITE-IN. . . . .	4	2.70
ALDERMEN CALVERTON PARK WARD 1		
(Vote for ) 1		
(WITH 1 OF 1 COUNTED)		
TANDRA McWRIGHT . . . . .	55	96.49
WRITE-IN. . . . .	2	3.51
ALDERMEN CALVERTON PARK WARD 2		
(Vote for ) 1		
(WITH 1 OF 1 COUNTED)		
LESLIE FOGARTY. . . . .	86	97.73
WRITE-IN. . . . .	2	2.27
TRUSTEE CHAMP		
(Vote for ) 5		
(WITH 1 OF 1 COUNTED)		
J. SCOTT FOWLER . . . . .	6	19.35
KENNETH A. LAMAAR. . . . .	6	19.35
JAMES J. GERLING . . . . .	6	19.35
CLINTON DAVID HOOKER. . . . .	7	22.58
KATHERINE JEAN HOOKER . . . . .	6	19.35
WRITE-IN. . . . .	0	
MAYOR CHARLACK		
(Vote for ) 1		
(WITH 3 OF 3 COUNTED)		
MARK CHAMBERLAIN. . . . .	107	95.54
WRITE-IN. . . . .	5	4.46
ALDERPERSON CHARLACK WARD 1		
(Vote for ) 1		
(WITH 2 OF 2 COUNTED)		
ROBERT (BOB) TERRY . . . . .	40	93.02
WRITE-IN. . . . .	3	6.98
ALDERPERSON CHARLACK WARD 2		
(Vote for ) 1		
(WITH 1 OF 1 COUNTED)		
NO CANDIDATE FILED . . . . .	0	
WRITE-IN. . . . .	10	100.00
CHARLACK - PROPOSITION A		
**BUSINESS LICENSE FEE**		
(Vote for ) 1		
(WITH 3 OF 3 COUNTED)		
YES . . . . .	72	57.60
NO. . . . .	53	42.40
MAYOR CHESTERFIELD		
(Vote for ) 1		
(WITH 33 OF 33 COUNTED)		
BOB NATION. . . . .	5,715	59.72
RANDY LOGAN . . . . .	3,824	39.96
WRITE-IN. . . . .	30	.31
COUNCIL MEMBER CHESTERFIELD WARD 1		

(Vote for ) 1		
(WITH 7 OF 7 COUNTED)		
BARBARA McGUINNESS . . . . .	1,938	98.28
WRITE-IN. . . . .	34	1.72
COUNCIL MEMBER CHESTERFIELD WARD 2		
(Vote for ) 1		
(WITH 7 OF 7 COUNTED)		
BEN KUMAR KEATHLEY . . . . .	1,017	43.80
AARON WAHL . . . . .	644	27.73
RYAN C. MIANO . . . . .	89	3.83
CHRISTOPHER C. NATSCH . . . . .	568	24.46
WRITE-IN. . . . .	4	.17
COUNCIL MEMBER CHESTERFIELD WARD 3		
(Vote for ) 1		
(WITH 10 OF 10 COUNTED)		
DAN HURT . . . . .	2,160	97.47
WRITE-IN. . . . .	56	2.53
COUNCIL MEMBER CHESTERFIELD WARD 4		
(Vote for ) 1		
(WITH 9 OF 9 COUNTED)		
MATTHEW J. WHITE . . . . .	486	23.13
NATHAN ROACH . . . . .	668	31.79
MICHELLE OHLEY. . . . .	939	44.69
WRITE-IN. . . . .	8	.38
ALDERPERSON CLARKSON VALLEY WARD 1		
(Vote for ) 1		
(WITH 1 OF 1 COUNTED)		
JAMES F. MEYER. . . . .	123	77.36
BERNARD A. SQUITIERI. . . . .	35	22.01
WRITE-IN. . . . .	1	.63
ALDERPERSON CLARKSON VALLEY WARD 2		
(Vote for ) 1		
(WITH 1 OF 1 COUNTED)		
HONORA SCHILLER . . . . .	92	95.83
WRITE-IN. . . . .	4	4.17
ALDERPERSON CLARKSON VALLEY WARD 3		
(Vote for ) 1		
(WITH 1 OF 1 COUNTED)		
F. SCOTT SCHULTZ . . . . .	101	98.06
WRITE-IN. . . . .	2	1.94
ALDERPERSON CLAYTON WARD 1		
(Vote for ) 1		
(WITH 3 OF 3 COUNTED)		
RICHARD LINTZ. . . . .	246	96.09
WRITE-IN. . . . .	10	3.91
ALDERPERSON CLAYTON WARD 2		
(Vote for ) 1		
(WITH 4 OF 4 COUNTED)		
MICHELLE HARRIS . . . . .	438	95.63
WRITE-IN. . . . .	20	4.37
ALDERPERSON CLAYTON WARD 3		
(Vote for ) 1		
(WITH 4 OF 4 COUNTED)		
MARK WININGS . . . . .	615	71.51
JUSTIN PERRYMAN . . . . .	243	28.26
WRITE-IN. . . . .	2	.23
ALDERPERSON COOL VALLEY WARD 1		
(Vote for ) 1		
(WITH 1 OF 1 COUNTED)		
DON JOHNSON . . . . .	62	96.88
WRITE-IN. . . . .	2	3.13
ALDERPERSON COOL VALLEY WARD 2		
(Vote for ) 1		
(WITH 1 OF 1 COUNTED)		
ALVIN ROBINSON . . . . .	71	98.61
WRITE-IN. . . . .	1	1.39
TRUSTEE COUNTRY LIFE ACRES		
(Vote for ) 3		
(WITH 1 OF 1 COUNTED)		

JAMES GIARDINA . . . . .	8	33.33
TIMOTHY D. CLARK . . . . .	7	29.17
SUSAN C. HOLMES . . . . .	8	33.33
WRITE-IN. . . . .	1	4.17
MAYOR CRESTWOOD		
(Vote for ) 1		
(WITH 8 OF 8 COUNTED)		
GREGG ROBY. . . . .	2,904	93.62
WRITE-IN. . . . .	198	6.38
CRESTWOOD - PROPOSITION C		
**TAX LEVY - GENERAL REVENUE**		
(Vote for ) 1		
(WITH 8 OF 8 COUNTED)		
YES . . . . .	2,097	56.61
NO. . . . .	1,607	43.39
COUNCIL MEMBER CREVE COEUR WARD 1		
(Vote for ) 1		
(WITH 5 OF 5 COUNTED)		
ALEXIS TRAVERS. . . . .	542	97.48
WRITE-IN. . . . .	14	2.52
COUNCIL MEMBER CREVE COEUR WARD 2		
(Vote for ) 1		
(WITH 6 OF 6 COUNTED)		
ELLEN LAWRENCE. . . . .	548	96.82
WRITE-IN. . . . .	18	3.18
COUNCIL MEMBER CREVE COEUR WARD 3		
(Vote for ) 1		
(WITH 4 OF 4 COUNTED)		
CHARLOTTE D'ALFONSO . . . . .	444	96.52
WRITE-IN. . . . .	16	3.48
COUNCIL MEMBER CREVE COEUR WARD 4		
(Vote for ) 1		
(WITH 4 OF 4 COUNTED)		
SCOTT SAUNDERS . . . . .	487	95.12
WRITE-IN. . . . .	25	4.88
ALDERPERSON CRYSTAL LAKE PARK WARD 1		
(Vote for ) 1		
(WITH 1 OF 1 COUNTED)		
NANCY BROOKS . . . . .	42	97.67
WRITE-IN. . . . .	1	2.33
ALDERPERSON CRYSTAL LAKE PARK WARD 2		
(Vote for ) 1		
(WITH 1 OF 1 COUNTED)		
DENNIS A. NAHNSEN. . . . .	43	93.48
WRITE-IN. . . . .	3	6.52
MAYOR DELLWOOD		
(Vote for ) 1		
(WITH 8 OF 8 COUNTED)		
REGGIE JONES . . . . .	544	96.80
WRITE-IN. . . . .	18	3.20
ALDERPERSON DELLWOOD WARD 1		
(Vote for ) 1		
(WITH 2 OF 2 COUNTED)		
LAMONT WILLIAMS . . . . .	106	94.64
WRITE-IN. . . . .	6	5.36
ALDERPERSON DELLWOOD WARD 2		
(Vote for ) 1		
(WITH 1 OF 1 COUNTED)		
KENNETH ROBINSON. . . . .	137	100.00
WRITE-IN. . . . .	0	
ALDERPERSON DELLWOOD WARD 3		
(Vote for ) 1		
(WITH 2 OF 2 COUNTED)		
ANJANEE' (ANN) WILKINS. . . . .	119	70.41
TEONA McGHAW-BOURE' . . . . .	50	29.59
WRITE-IN. . . . .	0	
ALDERPERSON DELLWOOD WARD 4		
(Vote for ) 1		



(WITH 3 OF 3 COUNTED)		
SHANON HOLT . . . . .	117	96.69
WRITE-IN. . . . .	4	3.31
DELLWOOD - PROPOSITION E		
**ELIMINATE ELECTED COLLECTOR**		
(Vote for ) 1		
(WITH 8 OF 8 COUNTED)		
YES . . . . .	352	60.17
NO. . . . .	233	39.83
MUNICIPAL JUDGE DES PERES		
(Vote for ) 1		
(WITH 7 OF 7 COUNTED)		
CHUCK BILLINGS . . . . .	1,676	65.21
MARK R. BAHN . . . . .	887	34.51
WRITE-IN. . . . .	7	.27
ALDERMAN DES PERES WARD 1		
(Vote for ) 1		
(WITH 2 OF 2 COUNTED)		
JANE LANGA. . . . .	517	48.32
BENJAMIN J. SANSONE . . . . .	552	51.59
WRITE-IN. . . . .	1	.09
ALDERMAN DES PERES WARD 2		
(Vote for ) 1		
(WITH 2 OF 2 COUNTED)		
JIM KLEINSCHMIDT. . . . .	555	69.38
CHRIS JONES . . . . .	243	30.38
WRITE-IN. . . . .	2	.25
ALDERMAN DES PERES WARD 3		
(Vote for ) 1		
(WITH 3 OF 3 COUNTED)		
SEAN P. CONCAGH . . . . .	716	99.03
WRITE-IN. . . . .	7	.97
MAYOR EDMUNDSON		
(Vote for ) 1		
(WITH 2 OF 2 COUNTED)		
JOHN GWALTNEY. . . . .	71	93.42
WRITE-IN. . . . .	5	6.58
ALDERPERSON EDMUNDSON WARD 1		
(Vote for ) 1		
(WITH 1 OF 1 COUNTED)		
ADELE M.V. CROWN . . . . .	41	82.00
GEORGE ACOSTA, II . . . . .	9	18.00
WRITE-IN. . . . .	0	
ALDERPERSON EDMUNDSON WARD 2		
(Vote for ) 1		
(WITH 1 OF 1 COUNTED)		
TONY MIKULUS . . . . .	33	97.06
WRITE-IN. . . . .	1	2.94
COUNCIL MEMBER ELLISVILLE DISTRICT 1		
(Vote for ) 1		
(WITH 5 OF 5 COUNTED)		
GARY VOSS . . . . .	461	95.45
WRITE-IN. . . . .	22	4.55
COUNCIL MEMBER ELLISVILLE DISTRICT 2		
(Vote for ) 1		
(WITH 4 OF 4 COUNTED)		
KEN NEWHOUSE . . . . .	238	50.21
MICK CAHILL . . . . .	233	49.16
WRITE-IN. . . . .	3	.63
COUNCIL MEMBER ELLISVILLE DISTRICT 3		
(Vote for ) 1		
(WITH 3 OF 3 COUNTED)		
MIKE ROEMERMAN . . . . .	133	20.03
CYNTHIA (CINDY) POOL . . . . .	298	44.88
SUZANNE GUNDLACH. . . . .	231	34.79
WRITE-IN. . . . .	2	.30
MARSHAL EUREKA		
(Vote for ) 1		
(WITH 6 OF 6 COUNTED)		

MICHAEL A. WIEGAND . . . . .	1,921	98.97
WRITE-IN. . . . .	20	1.03
ALDERPERSON EUREKA WARD 1		
(Vote for ) 1		
(WITH 2 OF 2 COUNTED)		
WES SIR. . . . .	678	96.72
WRITE-IN. . . . .	23	3.28
ALDERPERSON EUREKA WARD 2		
(Vote for ) 1		
(WITH 2 OF 2 COUNTED)		
BRYAN KIEFER . . . . .	187	45.06
CARLEEN MURRAY . . . . .	226	54.46
WRITE-IN. . . . .	2	.48
ALDERPERSON EUREKA WARD 3		
(Vote for ) 1		
(WITH 2 OF 2 COUNTED)		
SHANNON BRITT. . . . .	398	47.04
STEVE GRZYB . . . . .	447	52.84
WRITE-IN. . . . .	1	.12
MAYOR FENTON		
(Vote for ) 1		
(WITH 6 OF 6 COUNTED)		
JOE MAURATH . . . . .	594	39.21
JOSH VOYLES . . . . .	919	60.66
WRITE-IN. . . . .	2	.13
ALDERPERSON FENTON WARD 1		
(Vote for ) 1		
(WITH 1 OF 1 COUNTED)		
ANDREW SOBEY, JR. . . . .	258	72.68
MIKE JONES. . . . .	97	27.32
WRITE-IN. . . . .	0	
ALDERPERSON FENTON WARD 2		
(Vote for ) 1		
(WITH 2 OF 2 COUNTED)		
GARY SIEBERT . . . . .	162	43.09
GREG HEFELE . . . . .	214	56.91
WRITE-IN. . . . .	0	
ALDERPERSON FENTON WARD 3		
(Vote for ) 1		
(WITH 2 OF 2 COUNTED)		
CHRIS CLAUSS . . . . .	154	55.00
DARLYS PRESLAR . . . . .	126	45.00
WRITE-IN. . . . .	0	
ALDERPERSON FENTON WARD 4		
(Vote for ) 1		
(WITH 1 OF 1 COUNTED)		
JAMES MAULLER. . . . .	222	48.58
VERA J. GLICK . . . . .	234	51.20
WRITE-IN. . . . .	1	.22
MAYOR FERGUSON		
(Vote for ) 1		
(WITH 13 OF 13 COUNTED)		
ELLA JONES. . . . .	1,594	42.64
JAMES W. KNOWLES, III . . . . .	2,133	57.06
WRITE-IN. . . . .	11	.29
FERGUSON - PROPOSITION A		
**CITY CHARTER - POLICE VIDEO SYSTEMS**		
(Vote for ) 1		
(WITH 13 OF 13 COUNTED)		
YES . . . . .	2,597	70.71
NO. . . . .	1,076	29.29
MAYOR FLORDELL HILLS		
(Vote for ) 1		
(WITH 2 OF 2 COUNTED)		
JOSEPH R. NOETH . . . . .	36	80.00
WRITE-IN. . . . .	9	20.00
ALDERPERSON FLORDELL HILLS WARD 1		
(Vote for ) 1		
(WITH 1 OF 1 COUNTED)		

DEBBIE ANN DAVIS . . . . .	8	42.11
ARTHUR C. HAMILTON . . . . .	3	15.79
KIMBERLY R. CAMPBELL-DUSSOLD . . . . .	8	42.11
WRITE-IN. . . . .	0	
ALDERPERSON FLORDELL HILLS WARD 2		
(Vote for ) 1		
(WITH 1 OF 1 COUNTED)		
DARREL VAUGHT . . . . .	31	93.94
WRITE-IN. . . . .	2	6.06
COUNCIL MEMBER FLORISSANT WARD 2		
(Vote for ) 1		
(WITH 5 OF 5 COUNTED)		
TIM JONES . . . . .	602	95.71
WRITE-IN. . . . .	27	4.29
COUNCIL MEMBER FLORISSANT WARD 4		
(Vote for ) 1		
(WITH 4 OF 4 COUNTED)		
JEFF CAPUTA . . . . .	490	67.12
WRITE-IN. . . . .	240	32.88
COUNCIL MEMBER FLORISSANT WARD 6		
(Vote for ) 1		
(WITH 4 OF 4 COUNTED)		
GERARD J. HENKE . . . . .	774	93.37
WRITE-IN. . . . .	55	6.63
COUNCIL MEMBER FLORISSANT WARD 8		
(Vote for ) 1		
(WITH 4 OF 4 COUNTED)		
MARK SCHMIDT . . . . .	364	41.32
ROBERT PARSON, JR. . . . .	514	58.34
WRITE-IN. . . . .	3	.34
MAYOR FRONTENAC		
(Vote for ) 1		
(WITH 4 OF 4 COUNTED)		
KATE HATFIELD. . . . .	458	48.11
MARGOT M. MARTIN . . . . .	494	51.89
WRITE-IN. . . . .	0	
ALDERPERSON FRONTENAC WARD 1		
(Vote for ) 1		
(WITH 2 OF 2 COUNTED)		
MICHAEL MARGRAF . . . . .	87	32.95
(DANIEL F.) DAN KEMPER. . . . .	175	66.29
WRITE-IN. . . . .	2	.76
ALDERPERSON FRONTENAC WARD 2		
(Vote for ) 1		
(WITH 1 OF 1 COUNTED)		
NALINI S. MAHADEVAN . . . . .	233	97.90
WRITE-IN. . . . .	5	2.10
ALDERPERSON FRONTENAC WARD 3		
(Vote for ) 1		
(WITH 1 OF 1 COUNTED)		
TOM O'BRIEN . . . . .	235	97.92
WRITE-IN. . . . .	5	2.08
TRUSTEE GLEN ECHO PARK		
(Vote for ) 3		
(WITH 1 OF 1 COUNTED)		
WARREN L. PAUL, JR. . . . .	23	34.85
LEROY JACKSON. . . . .	20	30.30
DAN I. WILLIAMS . . . . .	22	33.33
WRITE-IN. . . . .	1	1.52
MAYOR GLENDALE		
(Vote for ) 1		
(WITH 6 OF 6 COUNTED)		
RICHARD J. MAGEE . . . . .	1,790	97.28
WRITE-IN. . . . .	50	2.72
ALDERPERSON GLENDALE WARD 1		
(Vote for ) 1		
(WITH 2 OF 2 COUNTED)		
PAUL E. ROETTGER . . . . .	590	98.99
WRITE-IN. . . . .	6	1.01

ALDERPERSON GLENDALE WARD 2		
(Vote for ) 1		
(WITH 2 OF 2 COUNTED)		
MICHAEL J. BAUGUS. . . . .	589	98.33
WRITE-IN. . . . .	10	1.67
ALDERPERSON GLENDALE WARD 3		
(Vote for ) 1		
(WITH 2 OF 2 COUNTED)		
JOHN J. SCHUSTER . . . . .	563	98.77
WRITE-IN. . . . .	7	1.23
ALDERPERSON-AT-LARGE GREENDALE		
(Vote for ) 2		
(WITH 1 OF 1 COUNTED)		
ALEXANDER (ALEX) HERMAN . . . . .	80	33.06
DORIS TROJCAK. . . . .	117	48.35
AARIN BOOKER . . . . .	44	18.18
WRITE-IN. . . . .	1	.41
MAYOR GREEN PARK		
(Vote for ) 1		
(WITH 5 OF 5 COUNTED)		
TONY POUSOSA . . . . .	249	43.38
BOB REINAGEL . . . . .	320	55.75
WRITE-IN. . . . .	5	.87
ALDERPERSON GREEN PARK WARD 1		
(Vote for ) 1		
(WITH 2 OF 2 COUNTED)		
MICHAEL BROUGHTON . . . . .	126	90.00
WRITE-IN. . . . .	14	10.00
ALDERPERSON GREEN PARK WARD 2		
(Vote for ) 1		
(WITH 2 OF 2 COUNTED)		
TIM THUSTON . . . . .	181	97.31
WRITE-IN. . . . .	5	2.69
ALDERPERSON GREEN PARK WARD 3		
(Vote for ) 1		
(WITH 1 OF 1 COUNTED)		
JOE MONTELEONE . . . . .	147	98.00
WRITE-IN. . . . .	3	2.00
TRUSTEE HANLEY HILLS		
(Vote for ) 5		
(WITH 1 OF 1 COUNTED)		
MIA A. SHIELDS. . . . .	199	18.22
STANLEY B. TAYLOR. . . . .	155	14.19
JULIA A. BOWEN. . . . .	96	8.79
DIANA M. WHITE. . . . .	176	16.12
LAMANDA GOODRICH. . . . .	168	15.38
GREGORY L. ROBINSON . . . . .	108	9.89
BETTYE A. MITCHELL . . . . .	150	13.74
WRITE-IN. . . . .	40	3.66
TRUSTEE HANLEY HILLS (UNEXPIRED TERM)		
(Vote for ) 1		
(WITH 1 OF 1 COUNTED)		
NO CANDIDATE FILED . . . . .	0	
WRITE-IN. . . . .	58	100.00
COUNCIL MEMBER HAZELWOOD WARD 2		
(Vote for ) 1		
(WITH 4 OF 4 COUNTED)		
BOB AUBUCHON . . . . .	196	98.00
WRITE-IN. . . . .	4	2.00
COUNCIL MEMBER HAZELWOOD WARD 4		
(Vote for ) 1		
(WITH 2 OF 2 COUNTED)		
BOB PARKIN. . . . .	211	97.24
WRITE-IN. . . . .	6	2.76
COUNCIL MEMBER HAZELWOOD WARD 6		
(Vote for ) 1		
(WITH 2 OF 2 COUNTED)		
WARREN (BUTCH) TAYLOR . . . . .	169	97.69
WRITE-IN. . . . .	4	2.31

COUNCIL MEMBER HAZELWOOD WARD 8  
(Vote for ) 1  
(WITH 3 OF 3 COUNTED)  
MARY G. SINGLETON. . . . . 604 96.95  
WRITE-IN. . . . . 19 3.05

TRUSTEE HILLSDALE  
(Vote for ) 2  
(WITH 1 OF 1 COUNTED)  
WILLIE J. THOMAS . . . . . 60 48.39  
BENARD ERVIN . . . . . 59 47.58  
WRITE-IN. . . . . 5 4.03

HILLSDALE - PROPOSITION B  
\*\*OUT OF STATE TAX - CONTINUATION\*\*  
(Vote for ) 1  
(WITH 1 OF 1 COUNTED)  
YES . . . . . 39 48.75  
NO. . . . . 41 51.25

ALDERPERSON HUNTLEIGH WARD 1  
(Vote for ) 1  
(WITH 1 OF 1 COUNTED)  
JOHN HUGHES . . . . . 15 93.75  
WRITE-IN. . . . . 1 6.25

ALDERPERSON HUNTLEIGH WARD 2  
(Vote for ) 1  
(WITH 2 OF 2 COUNTED)  
JAGDISH L. HINDUJA . . . . . 44 95.65  
WRITE-IN. . . . . 2 4.35

MAYOR JENNINGS (UNEXPIRED TERM)  
(Vote for ) 1  
(WITH 18 OF 18 COUNTED)  
YOLANDA AUSTIN . . . . . 854 56.56  
PHYLLIS R. ANDERSON . . . . . 124 8.21  
FRANCINE DUGGER . . . . . 520 34.44  
WRITE-IN. . . . . 12 .79

COUNCIL MEMBER JENNINGS WARD 1  
(Vote for ) 1  
(WITH 5 OF 5 COUNTED)  
ALLEN C. McDONNELL . . . . . 75 24.19  
YOLONDA FOUNTAIN HENDERSON. . . . . 103 33.23  
MIRANDA JONES. . . . . 131 42.26  
WRITE-IN. . . . . 1 .32

COUNCIL MEMBER JENNINGS WARD 2  
(Vote for ) 1  
(WITH 4 OF 4 COUNTED)  
TERRY WILSON . . . . . 403 90.97  
HAROLD D. CUSHSHON . . . . . 38 8.58  
WRITE-IN. . . . . 2 .45

COUNCIL MEMBER JENNINGS WARD 3  
(Vote for ) 1  
(WITH 4 OF 4 COUNTED)  
JULIA ROBERTS. . . . . 193 71.75  
TED SIMPSON . . . . . 73 27.14  
WRITE-IN. . . . . 3 1.12

COUNCIL MEMBER JENNINGS WARD 4  
(Vote for ) 1  
(WITH 5 OF 5 COUNTED)  
CAROL EPPS. . . . . 169 58.28  
SHONTE BYRD . . . . . 119 41.03  
WRITE-IN. . . . . 2 .69

ALDERPERSON-AT-LARGE KINLOCH  
(Vote for ) 2  
(WITH 1 OF 1 COUNTED)  
DEIDRE M. PICKENS. . . . . 4 16.00  
HELEN R. JONES-FRYER. . . . . 7 28.00  
EVELYN CARTER. . . . . 13 52.00  
WRITE-IN. . . . . 1 4.00

KIRKWOOD - PROPOSITION 1  
\*\*SALES TAX - CAPITAL IMPROVEMENTS\*\*  
(Vote for ) 1

(WITH 15 OF 15 COUNTED)		
YES . . . . .	7,687	77.33
NO. . . . .	2,253	22.67
MAYOR LADUE		
(Vote for ) 1		
(WITH 9 OF 9 COUNTED)		
NANCY F. SPEWAK . . . . .	1,283	97.34
WRITE-IN. . . . .	35	2.66
COUNCIL MEMBER LADUE WARD 1		
(Vote for ) 1		
(WITH 3 OF 3 COUNTED)		
JOHN M. HOWELL, JR. . . . .	437	98.20
WRITE-IN. . . . .	8	1.80
COUNCIL MEMBER LADUE WARD 2		
(Vote for ) 1		
(WITH 3 OF 3 COUNTED)		
JOHN R. FOX. . . . .	364	98.11
WRITE-IN. . . . .	7	1.89
COUNCIL MEMBER LADUE WARD 3		
(Vote for ) 1		
(WITH 3 OF 3 COUNTED)		
BILL BRENNAN, JR. . . . .	374	98.68
WRITE-IN. . . . .	5	1.32
ALDERPERSON LAKESHIRE WARD 1		
(Vote for ) 1		
(WITH 1 OF 1 COUNTED)		
MIKE TWELLMAN. . . . .	108	97.30
WRITE-IN. . . . .	3	2.70
ALDERPERSON LAKESHIRE WARD 2		
(Vote for ) 1		
(WITH 1 OF 1 COUNTED)		
SHAWN COWAN . . . . .	51	96.23
WRITE-IN. . . . .	2	3.77
ALDERPERSON LAKESHIRE WARD 3		
(Vote for ) 1		
(WITH 1 OF 1 COUNTED)		
ROSALIND R. STEEL. . . . .	19	82.61
WRITE-IN. . . . .	4	17.39
TRUSTEE MACKENZIE		
(Vote for ) 3		
(WITH 1 OF 1 COUNTED)		
PATRICIA ARRENDELL . . . . .	15	31.91
PATRICIA BERRY. . . . .	17	36.17
CAROL ZANDER . . . . .	15	31.91
WRITE-IN. . . . .	0	
ALDERPERSON MANCHESTER WARD 1		
(Vote for ) 1		
(WITH 7 OF 7 COUNTED)		
PAUL C. HAMILL. . . . .	473	64.53
NORMAN E. GIERER . . . . .	254	34.65
WRITE-IN. . . . .	6	.82
ALDERPERSON MANCHESTER WARD 2		
(Vote for ) 1		
(WITH 6 OF 6 COUNTED)		
MIKE CLEMENT . . . . .	896	79.36
BRIAN ELLIOTT. . . . .	231	20.46
WRITE-IN. . . . .	2	.18
ALDERPERSON MANCHESTER WARD 3		
(Vote for ) 1		
(WITH 5 OF 5 COUNTED)		
RICHARD BAUMANN . . . . .	686	75.72
WILLIAM H. (BILL) PINKSTON. . . . .	210	23.18
WRITE-IN. . . . .	10	1.10
MAYOR MAPLEWOOD		
(Vote for ) 1		
(WITH 6 OF 6 COUNTED)		
BARRY JAY GREENBERG . . . . .	772	56.76
PATRICK J. JUGO . . . . .	574	42.21
WRITE-IN. . . . .	14	1.03

COUNCIL MEMBER MAPLEWOOD WARD 1		
(Vote for ) 1		
(WITH 2 OF 2 COUNTED)		
STEVEN MOSELEY . . . . .	318	94.93
WRITE-IN. . . . .	17	5.07
COUNCIL MEMBER MAPLEWOOD WARD 2		
(Vote for ) 1		
(WITH 3 OF 3 COUNTED)		
RAY L. CRADER . . . . .	349	94.84
WRITE-IN. . . . .	19	5.16
COUNCIL MEMBER MAPLEWOOD WARD 3		
(Vote for ) 1		
(WITH 1 OF 1 COUNTED)		
SHAWN FAULKINGHAM . . . . .	455	92.29
WRITE-IN. . . . .	38	7.71
TRUSTEE MARLBOROUGH		
(Vote for ) 3		
(WITH 1 OF 1 COUNTED)		
ROY (SKIP) BORNMUELLER. . . . .	157	33.26
KEARY HARRISON . . . . .	155	32.84
JOE WENDLING . . . . .	152	32.20
WRITE-IN. . . . .	8	1.69
COUNCIL MEMBER MARYLAND HEIGHTS WARD 1		
(Vote for ) 1		
(WITH 9 OF 9 COUNTED)		
DAVID GRANT . . . . .	243	50.21
WILLIE (JAMES) SURGEON. . . . .	178	36.78
VINCENT (VINCE) VIA. . . . .	53	10.95
WRITE-IN. . . . .	10	2.07
COUNCIL MEMBER MARYLAND HEIGHTS WARD 2		
(Vote for ) 1		
(WITH 10 OF 10 COUNTED)		
EDWIN L. DIRCK, JR. . . . .	534	96.91
WRITE-IN. . . . .	17	3.09
COUNCIL MEMBER MARYLAND HEIGHTS WARD 3		
(Vote for ) 1		
(WITH 6 OF 6 COUNTED)		
NANCY E. MEDVICK . . . . .	559	54.17
STEVEN KENNETH OSTERLOH, SR. . . . .	74	7.17
DALE EDWARD NICHOLS . . . . .	211	20.45
ALEX DASKAL . . . . .	179	17.34
WRITE-IN. . . . .	9	.87
COUNCIL MEMBER MARYLAND HEIGHTS WARD 4		
(Vote for ) 1		
(WITH 5 OF 5 COUNTED)		
NORMAN (NORM) A. RHEA . . . . .	934	98.11
WRITE-IN. . . . .	18	1.89
ALDERPERSON MOLINE ACRES WARD 1		
(Vote for ) 1		
(WITH 2 OF 2 COUNTED)		
DONNA DILLINGHAM. . . . .	107	99.07
WRITE-IN. . . . .	1	.93
ALDERPERSON MOLINE ACRES WARD 2		
(Vote for ) 1		
(WITH 2 OF 2 COUNTED)		
DARLENE BELL . . . . .	85	98.84
WRITE-IN. . . . .	1	1.16
MOLINE ACRES - PROPOSITION A		
**SALES TAX - GENERAL REVENUE**		
(Vote for ) 1		
(WITH 4 OF 4 COUNTED)		
YES . . . . .	140	63.06
NO. . . . .	82	36.94
MOLINE ACRES - PROPOSITION B		
**SALES TAX - PARKS & COMMUNITY CENTER**		
(Vote for ) 1		
(WITH 4 OF 4 COUNTED)		
YES . . . . .	146	66.06
NO. . . . .	75	33.94

MAYOR NORMANDY		
(Vote for ) 1		
(WITH 5 OF 5 COUNTED)		
THRESANN (TERRY) GANNON . . . . .	208	32.65
PATRICK B. GREEN . . . . .	427	67.03
WRITE-IN. . . . .	2	.31
COUNCIL MEMBER NORMANDY WARD 1		
(Vote for ) 1		
(WITH 1 OF 1 COUNTED)		
LELIA MARTIN . . . . .	128	94.12
WRITE-IN. . . . .	8	5.88
COUNCIL MEMBER NORMANDY WARD 2		
(Vote for ) 1		
(WITH 2 OF 2 COUNTED)		
DELIRITA E. FUTRELL . . . . .	125	99.21
WRITE-IN. . . . .	1	.79
COUNCIL MEMBER NORMANDY WARD 3		
(Vote for ) 1		
(WITH 1 OF 1 COUNTED)		
MARK BECKMANN. . . . .	98	38.43
RICK NELSON . . . . .	157	61.57
WRITE-IN. . . . .	0	
COUNCIL MEMBER NORMANDY WARD 4		
(Vote for ) 1		
(WITH 1 OF 1 COUNTED)		
KIMBERLY KNOX. . . . .	62	91.18
WRITE-IN. . . . .	6	8.82
MAYOR NORTHWOODS		
(Vote for ) 1		
(WITH 4 OF 4 COUNTED)		
EVERETT R. THOMAS. . . . .	465	54.01
MARVALDA JONES . . . . .	392	45.53
WRITE-IN. . . . .	4	.46
COLLECTOR NORTHWOODS		
(Vote for ) 1		
(WITH 4 OF 4 COUNTED)		
LENO HOLMES . . . . .	752	99.08
WRITE-IN. . . . .	7	.92
ALDERPERSON NORTHWOODS WARD 1		
(Vote for ) 1		
(WITH 1 OF 1 COUNTED)		
MAGGIE M. STRONG . . . . .	162	51.92
PATRICIA A. DAVIS. . . . .	84	26.92
KAREN BURNLEY. . . . .	66	21.15
WRITE-IN. . . . .	0	
ALDERPERSON NORTHWOODS WARD 2		
(Vote for ) 1		
(WITH 1 OF 1 COUNTED)		
KRISTINA L. HAZLEY . . . . .	85	34.69
ERROL S. BUSH . . . . .	159	64.90
WRITE-IN. . . . .	1	.41
ALDERPERSON NORTHWOODS WARD 3		
(Vote for ) 1		
(WITH 1 OF 1 COUNTED)		
DAVID L. TOLLIVER. . . . .	167	96.53
WRITE-IN. . . . .	6	3.47
ALDERPERSON NORTHWOODS WARD 4		
(Vote for ) 1		
(WITH 1 OF 1 COUNTED)		
F. BAIN. . . . .	109	97.32
WRITE-IN. . . . .	3	2.68
TRUSTEE NORWOOD COURT		
(Vote for ) 3		
(WITH 1 OF 1 COUNTED)		
GENE A. SMITH . . . . .	36	33.03
ANNA HOLLINS . . . . .	35	32.11
MICHAEL McGARITY . . . . .	33	30.28
WRITE-IN. . . . .	5	4.59



MAYOR OAKLAND		
(Vote for )	1	
(WITH 2 OF 2 COUNTED)		
KEAT WILKINS . . . . .	219	46.01
PAUL MARTI. . . . .	255	53.57
WRITE-IN. . . . .	2	.42
ALDERPERSON OAKLAND WARD 1		
(Vote for )	1	
(WITH 1 OF 1 COUNTED)		
KARL J. HEINZ . . . . .	96	29.45
TOM STEUBY. . . . .	230	70.55
WRITE-IN. . . . .	0	
ALDERPERSON OAKLAND WARD 2		
(Vote for )	1	
(WITH 1 OF 1 COUNTED)		
MICHAEL M. GODSY . . . . .	113	98.26
WRITE-IN. . . . .	2	1.74
COUNCIL MEMBER OLIVETTE		
(Vote for )	2	
(WITH 4 OF 4 COUNTED)		
MAXINE WEIL . . . . .	1,023	52.81
J. GREGORY (GREG) CARL. . . . .	877	45.28
WRITE-IN. . . . .	37	1.91
COUNCIL MEMBER OVERLAND WARD 1		
(Vote for )	1	
(WITH 3 OF 3 COUNTED)		
MARTY A. LITTLE . . . . .	211	56.72
TOM ENNIS . . . . .	160	43.01
WRITE-IN. . . . .	1	.27
COUNCIL MEMBER OVERLAND WARD 2		
(Vote for )	1	
(WITH 3 OF 3 COUNTED)		
VERNON JAY FETSCH. . . . .	470	93.81
WRITE-IN. . . . .	31	6.19
COUNCIL MEMBER OVERLAND WARD 3		
(Vote for )	1	
(WITH 3 OF 3 COUNTED)		
WRITE-IN. . . . .	117	100.00
COUNCIL MEMBER OVERLAND WARD 4		
(Vote for )	1	
(WITH 4 OF 4 COUNTED)		
NATALIE E. GERKE . . . . .	421	96.12
WRITE-IN. . . . .	17	3.88
OVERLAND - PROPOSITION O		
**TAX LEVY - RETIREMENT POLICE DEPT.**		
(Vote for )	1	
(WITH 13 OF 13 COUNTED)		
YES . . . . .	784	43.48
NO. . . . .	1,019	56.52
ALDERMAN PACIFIC WARD 1		
(Vote for )	1	
(WITH 1 OF 1 COUNTED)		
GREGG RAHN. . . . .	2	100.00
WRITE-IN. . . . .	0	
ALDERPERSON PAGEDALE WARD 1		
(Vote for )	1	
(WITH 1 OF 1 COUNTED)		
JEREMIAH MILLETT. . . . .	86	94.51
WRITE-IN. . . . .	5	5.49
ALDERPERSON PAGEDALE WARD 2		
(Vote for )	1	
(WITH 2 OF 2 COUNTED)		
MINNIE RHYMES. . . . .	89	92.71
WRITE-IN. . . . .	7	7.29
ALDERPERSON PAGEDALE WARD 3		
(Vote for )	1	
(WITH 1 OF 1 COUNTED)		
DEBORAH J. VINCENT . . . . .	86	48.31
BERNICE NOLAN. . . . .	91	51.12

WRITE-IN. . . . .	1	.56
MAYOR PASADENA HILLS		
(Vote for ) 1		
(WITH 2 OF 2 COUNTED)		
KEVIN M. QUINLISK. . . . .	282	94.95
WRITE-IN. . . . .	15	5.05
ALDERPERSON PASADENA HILLS WARD 1		
(Vote for ) 1		
(WITH 1 OF 1 COUNTED)		
CYNTHIA PENDER McCARTHY. . . . .	124	99.20
WRITE-IN. . . . .	1	.80
ALDERPERSON PASADENA HILLS WARD 2		
(Vote for ) 1		
(WITH 1 OF 1 COUNTED)		
GENO SALVATI . . . . .	140	77.78
PATRICIA (PAT) GADDESS. . . . .	39	21.67
WRITE-IN. . . . .	1	.56
TRUSTEE PASADENA PARK		
(Vote for ) 3		
(WITH 1 OF 1 COUNTED)		
ALICE CANAVAN. . . . .	46	21.50
CAROLYN D. YOUNG . . . . .	78	36.45
SHIRLEY A. FITZPATRICK . . . . .	54	25.33
JACKIE KAM-BLACKARD. . . . .	35	16.36
WRITE-IN. . . . .	1	.47
MAYOR PINE LAWN		
(Vote for ) 1		
(WITH 4 OF 4 COUNTED)		
TERRY EPPS. . . . .	312	63.67
DARRYL JONES . . . . .	21	4.29
GERALD L. METTS . . . . .	53	10.82
ELWYN M. WALLS. . . . .	104	21.22
WRITE-IN. . . . .	0	
ALDERPERSON PINE LAWN WARD 1		
(Vote for ) 1		
(WITH 1 OF 1 COUNTED)		
CARLA WALKER . . . . .	33	28.21
OLIMES UNDERWOOD. . . . .	64	54.70
DEBRA GOMEZ . . . . .	19	16.24
WRITE-IN. . . . .	1	.85
ALDERPERSON PINE LAWN WARD 2		
(Vote for ) 1		
(WITH 1 OF 1 COUNTED)		
ROSALYN HALK . . . . .	43	49.43
JOAN HARRIS . . . . .	42	48.28
WRITE-IN. . . . .	2	2.30
ALDERPERSON PINE LAWN WARD 3		
(Vote for ) 1		
(WITH 1 OF 1 COUNTED)		
ADRIAN WRIGHT. . . . .	77	62.60
RONALD PIERSON . . . . .	46	37.40
WRITE-IN. . . . .	0	
ALDERPERSON PINE LAWN WARD 4		
(Vote for ) 1		
(WITH 1 OF 1 COUNTED)		
NAKISHA SMITH. . . . .	77	60.16
CHELENA PYE . . . . .	51	39.84
WRITE-IN. . . . .	0	
TRUSTEE RIVERVIEW		
(Vote for ) 3		
(WITH 1 OF 1 COUNTED)		
STEVE PARO. . . . .	151	35.45
BRUCE STOCKER. . . . .	130	30.52
HOWARD PIERCE. . . . .	134	31.46
WRITE-IN. . . . .	11	2.58
ALDERPERSON ROCK HILL WARD 1		
(Vote for ) 1		
(WITH 2 OF 2 COUNTED)		
EDWARD J. (ED) JOHNSON . . . . .	176	98.32
WRITE-IN. . . . .	3	1.68

ALDERPERSON ROCK HILL WARD 2		
(Vote for ) 1		
(WITH 1 OF 1 COUNTED)		
SABRINA WESTFALL-LUMPKINS. . . . .	147	98.00
WRITE-IN. . . . .	3	2.00
ALDERPERSON ROCK HILL WARD 3		
(Vote for ) 1		
(WITH 2 OF 2 COUNTED)		
MARY K. WOFFORD . . . . .	211	96.35
WRITE-IN. . . . .	8	3.65
ALDERPERSON SHREWSBURY WARD 1		
(Vote for ) 1		
(WITH 3 OF 3 COUNTED)		
ELMER KAUFFMANN . . . . .	254	93.73
WRITE-IN. . . . .	17	6.27
ALDERPERSON SHREWSBURY WARD 2		
(Vote for ) 1		
(WITH 3 OF 3 COUNTED)		
RICK STEINGRUBY . . . . .	305	95.91
WRITE-IN. . . . .	13	4.09
ALDERPERSON SHREWSBURY WARD 3		
(Vote for ) 1		
(WITH 2 OF 2 COUNTED)		
MIKE TRAVAGLINI . . . . .	313	95.43
WRITE-IN. . . . .	15	4.57
MARSHAL-COLLECTOR ST. ANN		
(Vote for ) 1		
(WITH 14 OF 14 COUNTED)		
AARON JIMENEZ. . . . .	1,856	96.97
WRITE-IN. . . . .	58	3.03
ALDERPERSON ST. ANN WARD 1		
(Vote for ) 1		
(WITH 3 OF 3 COUNTED)		
STEVE TRIPLETT . . . . .	308	96.55
WRITE-IN. . . . .	11	3.45
ALDERPERSON ST. ANN WARD 2		
(Vote for ) 1		
(WITH 4 OF 4 COUNTED)		
AMY POELKER . . . . .	429	96.62
WRITE-IN. . . . .	15	3.38
ALDERPERSON ST. ANN WARD 3		
(Vote for ) 1		
(WITH 4 OF 4 COUNTED)		
RICK CRABTREE. . . . .	643	95.40
WRITE-IN. . . . .	31	4.60
ALDERPERSON ST. ANN WARD 4		
(Vote for ) 1		
(WITH 3 OF 3 COUNTED)		
DANIEL MURPHY. . . . .	347	95.86
WRITE-IN. . . . .	15	4.14
ST. ANN - PROPOSITION L		
**TAX LEVY - GENERAL REVENUE**		
(Vote for ) 1		
(WITH 14 OF 14 COUNTED)		
YES . . . . .	1,269	60.60
NO. . . . .	825	39.40
COUNCIL MEMBER ST. JOHN WARD 1		
(Vote for ) 1		
(WITH 3 OF 3 COUNTED)		
MARK ROBERT STIEF. . . . .	124	50.41
DAVID M. WIEDA. . . . .	119	48.37
WRITE-IN. . . . .	3	1.22
COUNCIL MEMBER ST. JOHN WARD 2		
(Vote for ) 1		
(WITH 2 OF 2 COUNTED)		
CURT PIERCE . . . . .	192	95.52
WRITE-IN. . . . .	9	4.48

ALDERMAN SUNSET HILLS WARD 1		
(Vote for ) 1		
(WITH 4 OF 4 COUNTED)		
DEE BAEBLER . . . . .	313	92.88
WRITE-IN. . . . .	24	7.12
ALDERMAN SUNSET HILLS WARD 2		
(Vote for ) 1		
(WITH 3 OF 3 COUNTED)		
STEVE BERSCHE. . . . .	455	97.43
WRITE-IN. . . . .	12	2.57
ALDERMAN SUNSET HILLS WARD 3		
(Vote for ) 1		
(WITH 4 OF 4 COUNTED)		
NATHAN LIPE . . . . .	354	55.84
LORI SCARLETT. . . . .	280	44.16
WRITE-IN. . . . .	0	
ALDERMAN SUNSET HILLS WARD 4		
(Vote for ) 1		
(WITH 3 OF 3 COUNTED)		
MARK COLOMBO . . . . .	513	99.42
WRITE-IN. . . . .	3	.58
MAYOR TOWN AND COUNTRY		
(Vote for ) 1		
(WITH 14 OF 14 COUNTED)		
JON DALTON. . . . .	1,718	95.02
WRITE-IN. . . . .	90	4.98
ALDERMAN TOWN AND COUNTRY WARD 1		
(Vote for ) 1		
(WITH 6 OF 6 COUNTED)		
LYNN WRIGHT . . . . .	393	55.35
MICHAEL COZAD. . . . .	317	44.65
WRITE-IN. . . . .	0	
ALDERMAN TOWN AND COUNTRY WARD 2		
(Vote for ) 1		
(WITH 3 OF 3 COUNTED)		
TIFFANY FRAUTSCHI . . . . .	389	97.25
WRITE-IN. . . . .	11	2.75
ALDERMAN TOWN AND COUNTRY WARD 3		
(Vote for ) 1		
(WITH 3 OF 3 COUNTED)		
FRED MEYLAND-SMITH . . . . .	434	71.62
LINDA ROBSON . . . . .	169	27.89
WRITE-IN. . . . .	3	.50
ALDERMAN TOWN AND COUNTRY WARD 4		
(Vote for ) 1		
(WITH 2 OF 2 COUNTED)		
JON BENIGAS . . . . .	239	96.37
WRITE-IN. . . . .	9	3.63
MAYOR TWIN OAKS		
(Vote for ) 1		
(WITH 1 OF 1 COUNTED)		
RUSSELL L. FORTUNE . . . . .	89	92.71
WRITE-IN. . . . .	7	7.29
ALDERMEN-AT-LARGE TWIN OAKS		
(Vote for ) 2		
(WITH 1 OF 1 COUNTED)		
DENNIS L. WHITMORE . . . . .	67	45.27
LISA EISENHAUER . . . . .	77	52.03
WRITE-IN. . . . .	4	2.70
TRUSTEE UPLANDS PARK		
(Vote for ) 2		
(WITH 1 OF 1 COUNTED)		
BIRDIE McKEE . . . . .	26	16.46
HENRY IWENOFU. . . . .	28	17.72
CARMEN McCLENDON-ROBERTS . . . . .	39	24.68
ONVA BURKE. . . . .	32	20.25
KENNETH WILLIAMS. . . . .	32	20.25
WRITE-IN. . . . .	1	.63
ALDERPERSON VALLEY PARK WARD 1		

(Vote for ) 1		
(WITH 5 OF 5 COUNTED)		
LLOYD FORD. . . . .	107	49.08
STEPHANIE REYNOLDS . . . . .	111	50.92
WRITE-IN. . . . .	0	
ALDERPERSON VALLEY PARK WARD 2		
(Vote for ) 1		
(WITH 2 OF 2 COUNTED)		
LAURIE HENDERSON. . . . .	107	50.71
THOMAS BOLTE . . . . .	100	47.39
WRITE-IN. . . . .	4	1.90
ALDERPERSON VALLEY PARK WARD 3		
(Vote for ) 1		
(WITH 3 OF 3 COUNTED)		
EDDIE WALKER . . . . .	203	53.28
JEFFERY J. WHITTEAKER . . . . .	175	45.93
WRITE-IN. . . . .	3	.79
ALDERPERSON VALLEY PARK WARD 4		
(Vote for ) 1		
(WITH 2 OF 2 COUNTED)		
DEE O'NEILL . . . . .	186	47.57
STEVE DRAKE . . . . .	204	52.17
WRITE-IN. . . . .	1	.26
MAYOR VELDA CITY		
(Vote for ) 1		
(WITH 2 OF 2 COUNTED)		
ROBERT L. HENSLEY. . . . .	163	92.09
WRITE-IN. . . . .	14	7.91
ALDERPERSON VELDA CITY WARD 1		
(Vote for ) 1		
(WITH 1 OF 1 COUNTED)		
YVETTE BATTLE. . . . .	84	97.67
WRITE-IN. . . . .	2	2.33
ALDERPERSON VELDA CITY WARD 2		
(Vote for ) 1		
(WITH 1 OF 1 COUNTED)		
NO CANDIDATE FILED . . . . .	0	
WRITE-IN. . . . .	10	100.00
ALDERMAN VELDA VILLAGE HILLS WARD 1		
(Vote for ) 1		
(WITH 1 OF 1 COUNTED)		
BERNARD WHITLEY . . . . .	35	35.35
ROY WADE. . . . .	62	62.63
WRITE-IN. . . . .	2	2.02
ALDERMAN VELDA VILLAGE HILLS WARD 2		
(Vote for ) 1		
(WITH 1 OF 1 COUNTED)		
WILLIE FLOWERS. . . . .	37	40.22
EFFIE MOORE. . . . .	55	59.78
WRITE-IN. . . . .	0	
ALDERPERSON VINITA PARK WARD 1		
(Vote for ) 1		
(WITH 1 OF 1 COUNTED)		
JANET D. SIMMS. . . . .	49	41.18
BRIAN JOSEPH GREMAUD. . . . .	70	58.82
WRITE-IN. . . . .	0	
ALDERPERSON VINITA PARK WARD 2		
(Vote for ) 1		
(WITH 4 OF 4 COUNTED)		
WANDA FAIRLEY. . . . .	63	64.29
NANCY J. MEWES. . . . .	35	35.71
WRITE-IN. . . . .	0	
ALDERPERSON VINITA PARK WARD 3		
(Vote for ) 1		
(WITH 4 OF 4 COUNTED)		
TIMOTHY McGOVERN . . . . .	3	2.73
KIM WASHINGTON . . . . .	32	29.09
VERONICA CONNER . . . . .	28	25.45
MARCIETA D. REED . . . . .	47	42.73
WRITE-IN. . . . .	0	

ALDERPERSON WARSON WOODS WARD 1		
(Vote for ) 1		
(WITH 1 OF 1 COUNTED)		
JAMES (JIM) NEWMAN . . . . .	81	95.29
WRITE-IN. . . . .	4	4.71
ALDERPERSON WARSON WOODS WARD 2		
(Vote for ) 1		
(WITH 1 OF 1 COUNTED)		
GORDON W. GOSH. . . . .	99	100.00
WRITE-IN. . . . .	0	
ALDERPERSON WARSON WOODS WARD 3		
(Vote for ) 1		
(WITH 1 OF 1 COUNTED)		
CHARLES LUISETTI. . . . .	77	96.25
WRITE-IN. . . . .	3	3.75
ALDERPERSON WARSON WOODS WARD 4		
(Vote for ) 1		
(WITH 1 OF 1 COUNTED)		
MARK F. WITTICH . . . . .	158	99.37
WRITE-IN. . . . .	1	.63
WEBSTER GROVES - PROPOSITION R		
**TAX - POLICE & FIREFIGHTERS PENSION**		
(Vote for ) 1		
(WITH 13 OF 13 COUNTED)		
YES . . . . .	3,372	64.49
NO. . . . .	1,857	35.51
COUNCIL MEMBER WELLSTON WARD 1		
(Vote for ) 1		
(WITH 2 OF 2 COUNTED)		
LATOYA SCOTT . . . . .	22	48.89
WRITE-IN. . . . .	23	51.11
COUNCIL MEMBER WELLSTON WARD 3		
(Vote for ) 1		
(WITH 1 OF 1 COUNTED)		
LINDA GARNER . . . . .	20	95.24
WRITE-IN. . . . .	1	4.76
COUNCIL MEMBER WELLSTON WARD 5		
(Vote for ) 1		
(WITH 1 OF 1 COUNTED)		
GRACIE WHITE . . . . .	25	58.14
FARRAKHAN SHEGOG. . . . .	18	41.86
WRITE-IN. . . . .	0	
TRUSTEE WESTWOOD		
(Vote for ) 3		
(WITH 2 OF 2 COUNTED)		
ROBYN DEMOTT . . . . .	23	31.94
DOUG SCHUKAR . . . . .	25	34.72
SANDRA M. GANTT . . . . .	22	30.56
WRITE-IN. . . . .	2	2.78
TRUSTEE WILBUR PARK		
(Vote for ) 3		
(WITH 1 OF 1 COUNTED)		
NEAL VOHSEN . . . . .	70	30.97
JOSEPH E. WILHITE. . . . .	77	34.07
DAN KAESTNER . . . . .	71	31.42
WRITE-IN. . . . .	8	3.54
COUNCIL MEMBER WILDWOOD WARD 1		
(Vote for ) 1		
(WITH 5 OF 5 COUNTED)		
LARRY W. McGOWEN . . . . .	700	97.09
WRITE-IN. . . . .	21	2.91
COUNCIL MEMBER WILDWOOD WARD 2		
(Vote for ) 1		
(WITH 2 OF 2 COUNTED)		
DON BARTONI . . . . .	580	97.15
WRITE-IN. . . . .	17	2.85
COUNCIL MEMBER WILDWOOD WARD 3		
(Vote for ) 1		

(WITH 4 OF 4 COUNTED)		
SUE CULLINANE. . . . .	314	45.05
TAMMY SHEA. . . . .	379	54.38
WRITE-IN. . . . .	4	.57
COUNCIL MEMBER WILDWOOD WARD 4		
(Vote for ) 1		
(WITH 4 OF 4 COUNTED)		
KATIE DODWELL. . . . .	362	54.03
JEAN M. VEDVIG. . . . .	306	45.67
WRITE-IN. . . . .	2	.30
COUNCIL MEMBER WILDWOOD WARD 5		
(Vote for ) 1		
(WITH 3 OF 3 COUNTED)		
DAVID BERTOLINO . . . . .	559	95.56
WRITE-IN. . . . .	26	4.44
COUNCIL MEMBER WILDWOOD WARD 6		
(Vote for ) 1		
(WITH 6 OF 6 COUNTED)		
GREG ALEXANDER . . . . .	650	98.34
WRITE-IN. . . . .	11	1.66
COUNCIL MEMBER WILDWOOD WARD 7		
(Vote for ) 1		
(WITH 3 OF 3 COUNTED)		
GREG STINE. . . . .	639	98.16
WRITE-IN. . . . .	12	1.84
COUNCIL MEMBER WILDWOOD WARD 8		
(Vote for ) 1		
(WITH 4 OF 4 COUNTED)		
JOE GARRITANO. . . . .	632	97.83
WRITE-IN. . . . .	14	2.17
MAYOR WINCHESTER		
(Vote for ) 1		
(WITH 3 OF 3 COUNTED)		
GAIL M. WINHAM. . . . .	91	97.85
WRITE-IN. . . . .	2	2.15
ALDERPERSON WINCHESTER WARD 1		
(Vote for ) 1		
(WITH 2 OF 2 COUNTED)		
MARIE BACH. . . . .	51	100.00
WRITE-IN. . . . .	0	
ALDERPERSON WINCHESTER WARD 2		
(Vote for ) 1		
(WITH 1 OF 1 COUNTED)		
TONY DELUCA . . . . .	55	100.00
WRITE-IN. . . . .	0	
DIRECTOR BRENTWOOD SCHOOL DISTRICT		
(Vote for ) 3		
(WITH 7 OF 7 COUNTED)		
KEITH RABENBERG . . . . .	846	20.43
DANNIELLE JOY DAVIS . . . . .	405	9.78
DANIEL BROUILLET . . . . .	773	18.67
LINDSAY M. SPENCER . . . . .	938	22.65
CINDY WATSON . . . . .	406	9.80
LOIS TRUMAN. . . . .	738	17.82
WRITE-IN. . . . .	35	.85
DIRECTOR FERGUSON REORGANIZED R-2 SCHOOL DISTRICT		
(Vote for ) 3		
(WITH 46 OF 46 COUNTED)		
DONNA PAULETTE-THURMAN . . . . .	5,572	27.95
JESSICA PONDER. . . . .	5,200	26.08
RAYCHEL C. PROUDIE . . . . .	1,108	5.56
ROB CHABOT . . . . .	4,420	22.17
ROGER HINES. . . . .	2,081	10.44
DONNA M. DAMERON . . . . .	1,458	7.31
WRITE-IN. . . . .	98	.49
DIRECTOR HAZELWOOD SCHOOL DISTRICT		
(Vote for ) 3		
(WITH 78 OF 78 COUNTED)		
BRENDA C. YOUNGBLOOD. . . . .	6,809	21.24
MARK J. BEHLMANN . . . . .	6,744	21.04

MARGO McNEIL . . . . .	6,766	21.11
ELIZABETH A. (BETSY) RACHEL . . . . .	5,402	16.85
MARCUS ALLEN . . . . .	4,284	13.37
BENTON CORNELL SMITH. . . . .	1,884	5.88
WRITE-IN. . . . .	162	.51

DIRECTOR SCHOOL DISTRICT OF JENNINGS

(Vote for ) 3  
(WITH 17 OF 17 COUNTED)

JOHN SCHLERETH. . . . .	554	19.72
TERRY WILSON . . . . .	832	29.61
MIRANDA JONES . . . . .	895	31.85
PHYLLIS R. ANDERSON . . . . .	518	18.43
WRITE-IN. . . . .	11	.39

DIRECTOR KIRKWOOD SCHOOL DISTRICT R-7

(Vote for ) 3  
(WITH 29 OF 29 COUNTED)

JULIE BACKER . . . . .	8,026	24.38
MICHAEL MANCINI . . . . .	3,627	11.02
ALLEN McCOY. . . . .	1,814	5.51
JENNIFER PANGBORN. . . . .	5,703	17.32
CHAD KAVANAUGH. . . . .	5,953	18.08
MARGARET BOYKO. . . . .	2,754	8.36
GREG ASHLEY. . . . .	3,892	11.82
JEFF BARRY . . . . .	979	2.97
WRITE-IN. . . . .	176	.53

KIRKWOOD SCHOOL DISTRICT R-7 - PROPOSITION K

\*\*TAX LEVY - DISTRICT SUPPORT\*\*

(Vote for ) 1  
(WITH 29 OF 29 COUNTED)

YES . . . . .	8,532	57.96
NO. . . . .	6,188	42.04

DIRECTOR SCHOOL DISTRICT OF THE CITY OF LADUE

(Vote for ) 3  
(WITH 29 OF 29 COUNTED)

KISHA LEE . . . . .	1,938	16.94
ANDY BRESLER . . . . .	2,842	24.84
CAROLYN JAEGER. . . . .	2,708	23.67
CHRIS ZOELLNER. . . . .	544	4.75
LOLITA FLINN . . . . .	872	7.62
LESLIE T. TOLLIVER . . . . .	893	7.80
PATRICK COUGHLIN . . . . .	1,602	14.00
WRITE-IN. . . . .	43	.38

DIRECTOR LINDBERGH SCHOOLS

(Vote for ) 3  
(WITH 43 OF 43 COUNTED)

CATHY CARLOCK LORENZ. . . . .	6,201	20.52
KATHLEEN (KATHY) KIENSTRA . . . . .	4,491	14.86
VICKI LORENZ ENGLUND. . . . .	4,402	14.56
CHRISTY WATZ . . . . .	4,642	15.36
DANIEL SAMPSON. . . . .	1,703	5.63
MATT ALONZO. . . . .	5,329	17.63
JENNIFER BIRD . . . . .	3,375	11.17
WRITE-IN. . . . .	81	.27

DIRECTOR LINDBERGH SCHOOLS (UNEXPIRED TERM)

(Vote for ) 1  
(WITH 43 OF 43 COUNTED)

MARTHA DUCHILD. . . . .	4,250	40.93
MIKE SHAMIA. . . . .	6,089	58.64
WRITE-IN. . . . .	45	.43

DIRECTOR MEHLVILLE SCHOOL DISTRICT R-9

(Vote for ) 3  
(WITH 47 OF 47 COUNTED)

EMMA (JEAN) PRETTO . . . . .	8,819	24.53
SAMANTHA STORMER . . . . .	9,566	26.61
PEGGY HASSLER . . . . .	10,481	29.15
MICHELLE POMMER . . . . .	6,874	19.12
WRITE-IN. . . . .	211	.59

DIRECTOR MERAMEC VALLEY R-III SCHOOL DISTRICT

(Vote for ) 3  
(WITH 4 OF 4 COUNTED)

MATT E. TROWER. . . . .	11	32.35
TIM RICHARDSON. . . . .	8	23.53
SEAN D. BRINKER . . . . .	9	26.47



AUSTIN MYERS . . . . . 6 17.65  
 WRITE-IN. . . . . 0

MERAMEC VALLEY R-III SCHOOL DISTRICT - PROPOSITION K

\*\*BONDS - CAPITAL IMPROV (57.15% NEEDED)\*\*  
 (Vote for ) 1  
 (WITH 4 OF 4 COUNTED)  
 YES . . . . . 12 63.16  
 NO. . . . . 7 36.84

NORMANDY SCHOOL DISTRICT - PROPOSITION N

\*\*BONDS - CAPITAL IMPROV (57.15% NEEDED)\*\*  
 (Vote for ) 1  
 (WITH 58 OF 58 COUNTED)  
 YES . . . . . 3,470 68.78  
 NO. . . . . 1,575 31.22

DIRECTOR PARKWAY SCHOOL DISTRICT

(Vote for ) 3  
 (WITH 125 OF 125 COUNTED)  
 ROBERT L. GORE. . . . . 2,002 3.81  
 ANNMARIE PUHAN. . . . . 3,523 6.70  
 CHRIS JACOB. . . . . 4,714 8.97  
 PETER N. MEISINGER . . . . . 2,316 4.41  
 DEBORAH A. (DEBBIE) HOPPER. . . . . 7,923 15.07  
 MATTHEW (MATT) ECKERLE . . . . . 4,557 8.67  
 KRISTY KLEIN DAVIS . . . . . 6,275 11.94  
 B. SOPHIA FORD-GLANTON . . . . . 6,025 11.46  
 ZACH GOLDFORD . . . . . 3,177 6.04  
 PHILIP A. OEHLERKING. . . . . 4,816 9.16  
 JEFF TODD . . . . . 7,023 13.36  
 WRITE-IN. . . . . 209 .40

PATTONVILLE R-3 SCHOOL DISTRICT - PROPOSITION K

\*\*BONDS - CAPITAL IMPROV (57.15% NEEDED)\*\*  
 (Vote for ) 1  
 (WITH 49 OF 49 COUNTED)  
 YES . . . . . 5,381 80.11  
 NO. . . . . 1,336 19.89

DIRECTOR RITENOUR SCHOOL DISTRICT

(Vote for ) 3  
 (WITH 42 OF 42 COUNTED)  
 BRAD THOMAS. . . . . 2,385 26.40  
 RUTH BELL GRECO . . . . . 2,555 28.28  
 PENNY DEGARDIN. . . . . 2,495 27.61  
 ORLANDO LEWIS, JR. . . . . 1,502 16.62  
 WRITE-IN. . . . . 98 1.08

DIRECTOR RITENOUR SCHOOL DISTRICT (UNEXPIRED TERM)

(Vote for ) 2  
 (WITH 42 OF 42 COUNTED)  
 SHIRLEY A. BURTON. . . . . 1,937 31.63  
 LISA GLOVER-JONES. . . . . 2,030 33.15  
 TOM DRENNAN. . . . . 2,101 34.31  
 WRITE-IN. . . . . 55 .90

DIRECTOR ROCKWOOD R-VI SCHOOL DISTRICT

(Vote for ) 3  
 (WITH 101 OF 101 COUNTED)  
 LYNNE MIDYETT . . . . . 10,215 25.31  
 RANDY KIRK MILLER. . . . . 8,978 22.25  
 LEONARD KEITH KINDER. . . . . 10,286 25.49  
 TAMARA JO RHOMBERG . . . . . 6,648 16.47  
 SUDHIRKUMAR R. BRAHMBHATT . . . . . 3,933 9.75  
 WRITE-IN. . . . . 298 .74

ROCKWOOD R-VI SCHOOL DISTRICT - PROPOSITION T

\*\*BONDS - CAPITAL IMPROV (57.15% NEEDED)\*\*  
 (Vote for ) 1  
 (WITH 101 OF 101 COUNTED)  
 YES . . . . . 13,728 67.08  
 NO. . . . . 6,737 32.92

DIRECTOR SCHOOL DISTRICT OF UNIVERSITY CITY

(Vote for ) 3  
 (WITH 21 OF 21 COUNTED)  
 CHARLOTTE TATUM . . . . . 1,805 18.29  
 LISA BRENNER . . . . . 2,577 26.11  
 GEORGE LENARD . . . . . 1,976 20.02  
 DIARRA K. MORRIS . . . . . 1,004 10.17

CHELSEA ADDISON . . . . .	2,464	24.97
WRITE-IN. . . . .	42	.43
DIRECTOR VALLEY PARK SCHOOL DISTRICT		
(Vote for ) 3		
(WITH 9 OF 9 COUNTED)		
PETER TOBIN COATES . . . . .	639	18.25
JEREMY SCOTT PICKER . . . . .	727	20.76
DAVID FOWLER . . . . .	791	22.59
JEANINE SABATINO . . . . .	800	22.84
MIKE KEEHNAST . . . . .	523	14.93
WRITE-IN. . . . .	22	.63
VALLEY PARK SCHOOL DISTRICT - PROPOSITION R		
**BONDS - CAPITAL IMPROV (57.15% NEEDED)**		
(Vote for ) 1		
(WITH 9 OF 9 COUNTED)		
YES . . . . .	1,177	74.87
NO. . . . .	395	25.13
DIRECTOR WEBSTER GROVES SCHOOL DISTRICT		
(Vote for ) 3		
(WITH 27 OF 27 COUNTED)		
AMY CLENDENNEN. . . . .	3,903	24.50
JO BETH DOLL . . . . .	4,052	25.44
THOMAS (TOM) NEWPORT. . . . .	2,906	18.24
DAVID ADDISON . . . . .	3,104	19.49
MICHAEL J. ROSE . . . . .	1,848	11.60
WRITE-IN. . . . .	116	.73
TRUSTEE ST. LOUIS COMMUNITY COLLEGE #1 (UNEXPIRED TERM)		
(Vote for ) 1		
(WITH 385 OF 385 COUNTED)		
MARCUS D. ADAMS . . . . .	4,886	11.19
DEREK R. NOVEL. . . . .	4,737	10.85
MARSHA J. BONDS . . . . .	5,439	12.45
THEO BROWN, SR. . . . .	4,047	9.27
KEVIN M. MARTIN . . . . .	7,878	18.04
CANDACE GARDNER . . . . .	6,413	14.68
MIRANDA AVANT-ELLIOTT . . . . .	4,123	9.44
VERONICA AVERY-MOODY. . . . .	3,274	7.50
O. DANIEL L. GRAY. . . . .	2,431	5.57
WRITE-IN. . . . .	451	1.03
AFFTON FIRE DISTRICT - PROPOSITION A		
**TAX LEVY - DISTRICT SUPPORT**		
(Vote for ) 1		
(WITH 27 OF 27 COUNTED)		
FOR THE PROPOSITION . . . . .	3,766	65.12
AGAINST THE PROPOSITION. . . . .	2,017	34.88
FENTON FIRE DISTRICT - PROPOSITION E		
**TAX LEVY - DISTRICT SUPPORT**		
(Vote for ) 1		
(WITH 20 OF 20 COUNTED)		
YES . . . . .	3,913	61.10
NO. . . . .	2,491	38.90
DIRECTOR MARYLAND HEIGHTS FIRE DISTRICT		
(Vote for ) 1		
(WITH 22 OF 22 COUNTED)		
BOB NICHOLS . . . . .	1,757	67.21
GENE T. WEISS . . . . .	848	32.44
WRITE-IN. . . . .	9	.34
DIRECTOR MEHLVILLE FIRE DISTRICT		
(Vote for ) 1		
(WITH 67 OF 67 COUNTED)		
AARON HILMER . . . . .	11,194	53.33
JANE KOLB . . . . .	9,765	46.52
WRITE-IN. . . . .	33	.16
DIRECTOR MID-COUNTY FIRE DISTRICT		
(Vote for ) 1		
(WITH 22 OF 22 COUNTED)		
MICHAEL RUSH . . . . .	1,073	77.98
LAMANDA GOODRICH. . . . .	296	21.51
WRITE-IN. . . . .	7	.51

METRO-NORTH FIRE DISTRICT - PROPOSITION P  
 \*\*TAX LEVY - DISTRICT SUPPORT\*\*

(Vote for ) 1  
(WITH 17 OF 17 COUNTED)  
YES . . . . . 929 69.12  
NO. . . . . 415 30.88

DIRECTOR NORTHEAST AMBULANCE AND FIRE DISTRICT  
(Vote for ) 1  
(WITH 40 OF 40 COUNTED)  
DUANE H. MOORE. . . . . 2,856 71.67  
KRIS BOEVINGLOH . . . . . 1,120 28.11  
WRITE-IN. . . . . 9 .23

DIRECTOR PACIFIC FIRE DISTRICT  
(Vote for ) 1  
(WITH 1 OF 1 COUNTED)  
KEN M. QUENNOZ, SR. . . . . 2 66.67  
STEPHEN PAUL WOODRUFF . . . . . 1 33.33  
WRITE-IN. . . . . 0

DIRECTOR RIVERVIEW FIRE DISTRICT  
(Vote for ) 1  
(WITH 30 OF 30 COUNTED)  
RICHIE TIBERGHIE . . . . . 1,386 49.20  
THEO BROWN, SR. . . . . 966 34.29  
NORVEL PARO . . . . . 452 16.05  
WRITE-IN. . . . . 13 .46

DIRECTOR ROBERTSON FIRE DISTRICT  
(Vote for ) 1  
(WITH 9 OF 9 COUNTED)  
JOAN NOEL . . . . . 394 84.73  
BEN DEGROAT . . . . . 70 15.05  
WRITE-IN. . . . . 1 .22

DIRECTOR SPANISH LAKE FIRE DISTRICT  
(Vote for ) 1  
(WITH 7 OF 7 COUNTED)  
LOU CUNNINGHAM . . . . . 1,237 82.52  
KHALIL ABDUL MUMIN . . . . . 261 17.41  
WRITE-IN. . . . . 1 .07

DIRECTOR VALLEY PARK FIRE DISTRICT  
(Vote for ) 1  
(WITH 16 OF 16 COUNTED)  
KAREN VALDEZ . . . . . 881 45.06  
DANIEL WILBURN . . . . . 1,068 54.63  
WRITE-IN. . . . . 6 .31

DIRECTOR VALLEY PARK FIRE DISTRICT (UNEXPIRED TERM)  
(Vote for ) 1  
(WITH 16 OF 16 COUNTED)  
SHERI SCHMITT. . . . . 997 50.87  
BEN HELTON. . . . . 882 45.00  
CHARLES KUCHAR . . . . . 74 3.78  
WRITE-IN. . . . . 7 .36

SUMMARY REPORT  
 RUN DATE:04/07/17  
 RUN TIME:02:04 PM

GENERAL MUNICIPAL ELECTION  
 ST. LOUIS COUNTY, MISSOURI  
 TUESDAY, APRIL 4, 2017

UNOFFICIAL RESULTS

	VOTES	PERCENT
PRECINCTS COUNTED (OF 822) . . . . .	822	100.00
REGISTERED VOTERS - TOTAL . . . . .	703,245	
BALLOTS CAST - TOTAL . . . . .	162,901	
VOTER TURNOUT - TOTAL . . . . .		23.16
ST. LOUIS COUNTY - PROPOSITION P		
**SALES TAX - POLICE & PUBLIC SAFETY**		
(Vote for ) 1		
(WITH 822 OF 822 COUNTED)		
YES . . . . .	102,210	63.18
NO. . . . .	59,563	36.82
MAYOR BALLWIN		
(Vote for ) 1		
(WITH 30 OF 30 COUNTED)		
TIM POGUE . . . . .	4,424	97.60
WRITE-IN. . . . .	109	2.40
ALDERPERSON BALLWIN WARD 1		
(Vote for ) 1		
(WITH 6 OF 6 COUNTED)		
JIMMY TERBROCK . . . . .	831	96.74
WRITE-IN. . . . .	28	3.26
ALDERPERSON BALLWIN WARD 2		
(Vote for ) 1		
(WITH 7 OF 7 COUNTED)		
MARK R. STALLMANN. . . . .	1,014	97.22
WRITE-IN. . . . .	29	2.78
ALDERPERSON BALLWIN WARD 3		
(Vote for ) 1		
(WITH 9 OF 9 COUNTED)		
JIM LEAHY . . . . .	1,317	99.10
WRITE-IN. . . . .	12	.90
ALDERPERSON BALLWIN WARD 4		
(Vote for ) 1		
(WITH 8 OF 8 COUNTED)		
ROSS BULLINGTON . . . . .	590	51.85
BRANT HARBER . . . . .	334	29.35
TERICA DONNELLY . . . . .	210	18.45
WRITE-IN. . . . .	4	.35
ALDERMEN BEL NOR WARD 1		
(Vote for ) 1		
(WITH 1 OF 1 COUNTED)		
CHARLEE McBRIDE . . . . .	127	93.38
WRITE-IN. . . . .	9	6.62
ALDERMEN BEL NOR WARD 2		
(Vote for ) 1		
(WITH 1 OF 1 COUNTED)		
JAN NELSON . . . . .	175	95.63
WRITE-IN. . . . .	8	4.37
ALDERMEN BEL-RIDGE WARD 1		
(Vote for ) 1		
(WITH 1 OF 1 COUNTED)		
CATHERINE (CATHY) RAGLAND . . . . .	18	45.00
KAREN NELSON . . . . .	22	55.00
WRITE-IN. . . . .	0	
ALDERMEN BEL-RIDGE WARD 2		
(Vote for ) 1		
(WITH 1 OF 1 COUNTED)		
REGINALD BROWN. . . . .	67	53.17
JEROME C. ROBINSON . . . . .	58	46.03
WRITE-IN. . . . .	1	.79
ALDERMEN BEL-RIDGE WARD 3		
(Vote for ) 1		
(WITH 2 OF 2 COUNTED)		
ROBBIN R. RUSSELL. . . . .	71	55.04

GORDON C. BROCK . . . . .	58	44.96
WRITE-IN. . . . .	0	
ALDERPERSON BELLA VILLA WARD 1		
(Vote for ) 1		
(WITH 1 OF 1 COUNTED)		
JOHN FRANKLIN. . . . .	33	97.06
WRITE-IN. . . . .	1	2.94
ALDERPERSON BELLA VILLA WARD 2		
(Vote for ) 1		
(WITH 1 OF 1 COUNTED)		
CINDY SCHWEGMANN. . . . .	24	92.31
WRITE-IN. . . . .	2	7.69
ALDERPERSON BELLA VILLA WARD 3		
(Vote for ) 1		
(WITH 1 OF 1 COUNTED)		
MARY KAREN SIKORSKI . . . . .	23	100.00
WRITE-IN. . . . .	0	
BELLA VILLA - PROPOSITION A		
**FORGO ANNUAL ELECTIONS**		
(Vote for ) 1		
(WITH 3 OF 3 COUNTED)		
YES . . . . .	53	57.61
NO. . . . .	39	42.39
ALDERMEN BELLERIVE ACRES		
(Vote for ) 2		
(WITH 1 OF 1 COUNTED)		
TOM KIELY . . . . .	39	27.66
NANCY M. HARTMAN . . . . .	58	41.13
CHERYL MILTON ROBERTS . . . . .	43	30.50
WRITE-IN. . . . .	1	.71
MAYOR BEVERLY HILLS		
(Vote for ) 1		
(WITH 2 OF 2 COUNTED)		
BRIAN K. JACKSON . . . . .	62	92.54
WRITE-IN. . . . .	5	7.46
ALDERPERSON BEVERLY HILLS WARD 1		
(Vote for ) 1		
(WITH 1 OF 1 COUNTED)		
MARY PATTERSON . . . . .	31	96.88
WRITE-IN. . . . .	1	3.13
ALDERPERSON BEVERLY HILLS WARD 2		
(Vote for ) 1		
(WITH 1 OF 1 COUNTED)		
ROBERTA OUSLEY . . . . .	33	97.06
WRITE-IN. . . . .	1	2.94
TREASURER BLACK JACK		
(Vote for ) 1		
(WITH 6 OF 6 COUNTED)		
ANN L. WRIGHT . . . . .	868	99.20
WRITE-IN. . . . .	7	.80
COUNCIL MEMBER BLACK JACK WARD 1		
(Vote for ) 1		
(WITH 1 OF 1 COUNTED)		
RICK STEIGERWALD. . . . .	155	56.36
VERONICA PATTON . . . . .	120	43.64
WRITE-IN. . . . .	0	
COUNCIL MEMBER BLACK JACK WARD 2		
(Vote for ) 1		
(WITH 2 OF 2 COUNTED)		
CARMEN WATKINS-AUSTELL. . . . .	160	97.56
WRITE-IN. . . . .	4	2.44
COUNCIL MEMBER BLACK JACK WARD 3		
(Vote for ) 1		
(WITH 1 OF 1 COUNTED)		
LEO SIMMONS . . . . .	46	14.84
ABDURAQEEB (AJ) WHITE . . . . .	144	46.45
ARLENE V. McCLENDON . . . . .	118	38.06
WRITE-IN. . . . .	2	.65

COUNCIL MEMBER BLACK JACK WARD 4		
(Vote for ) 1		
(WITH 2 OF 2 COUNTED)		
RODNEY C. GRADY . . . . .	149	65.93
RONALD POINTER . . . . .	54	23.89
MICHAEL E. STARKS, SR. . . . .	23	10.18
WRITE-IN. . . . .	0	
COUNCIL MEMBER BRECKENRIDGE HILLS WARD 1		
(Vote for ) 1		
(WITH 1 OF 1 COUNTED)		
KEN SIMPSON . . . . .	43	93.48
WRITE-IN. . . . .	3	6.52
COUNCIL MEMBER BRECKENRIDGE HILLS WARD 2		
(Vote for ) 1		
(WITH 1 OF 1 COUNTED)		
DONALD CATLIN, JR. . . . .	46	85.19
CAMERON JOHNSON . . . . .	8	14.81
WRITE-IN. . . . .	0	
COUNCIL MEMBER BRECKENRIDGE HILLS WARD 3		
(Vote for ) 1		
(WITH 1 OF 1 COUNTED)		
GEORGE BEEMAN. . . . .	64	94.12
WRITE-IN. . . . .	4	5.88
COUNCIL MEMBER BRECKENRIDGE HILLS WARD 4		
(Vote for ) 1		
(WITH 1 OF 1 COUNTED)		
SHERYL GLADNEY . . . . .	53	75.71
SHANE PELLERIN . . . . .	17	24.29
WRITE-IN. . . . .	0	
MAYOR BRENTWOOD		
(Vote for ) 1		
(WITH 6 OF 6 COUNTED)		
CHRISTOPHER A. THORNTON. . . . .	893	52.81
BARBARA B. CLEMENTS . . . . .	784	46.36
WRITE-IN. . . . .	14	.83
MUNICIPAL JUDGE BRENTWOOD		
(Vote for ) 1		
(WITH 6 OF 6 COUNTED)		
PATRICK DIGNAM . . . . .	1,375	98.28
WRITE-IN. . . . .	24	1.72
ALDERPERSON BRENTWOOD WARD 1		
(Vote for ) 1		
(WITH 2 OF 2 COUNTED)		
DAVID PLUFKA . . . . .	477	95.98
WRITE-IN. . . . .	20	4.02
ALDERPERSON BRENTWOOD WARD 2		
(Vote for ) 1		
(WITH 1 OF 1 COUNTED)		
BRANDON WEGGE. . . . .	351	98.04
WRITE-IN. . . . .	7	1.96
ALDERPERSON BRENTWOOD WARD 3		
(Vote for ) 1		
(WITH 2 OF 2 COUNTED)		
STEVE LOCHMOELLER . . . . .	382	98.20
WRITE-IN. . . . .	7	1.80
ALDERPERSON BRENTWOOD WARD 4		
(Vote for ) 1		
(WITH 1 OF 1 COUNTED)		
THOMAS KRAMER. . . . .	230	95.83
WRITE-IN. . . . .	10	4.17
MUNICIPAL JUDGE BRIDGETON		
(Vote for ) 1		
(WITH 20 OF 20 COUNTED)		
JOSEPH W. LARREW . . . . .	1,528	98.64
WRITE-IN. . . . .	21	1.36
COUNCIL MEMBER BRIDGETON WARD 1		
(Vote for ) 1		
(WITH 6 OF 6 COUNTED)		
ROBERT R. (BOB) SAETTELE . . . . .	199	97.07

WRITE-IN. . . . .	6	2.93
COUNCIL MEMBER BRIDGETON WARD 2		
(Vote for ) 1		
(WITH 4 OF 4 COUNTED)		
JERRY GRIMMER. . . . .	317	97.84
WRITE-IN. . . . .	7	2.16
COUNCIL MEMBER BRIDGETON WARD 3		
(Vote for ) 1		
(WITH 6 OF 6 COUNTED)		
FERD FETSCH . . . . .	497	99.40
WRITE-IN. . . . .	3	.60
COUNCIL MEMBER BRIDGETON WARD 4		
(Vote for ) 1		
(WITH 4 OF 4 COUNTED)		
JONI NORRIS . . . . .	557	97.38
WRITE-IN. . . . .	15	2.62
MAYOR CALVERTON PARK		
(Vote for ) 1		
(WITH 2 OF 2 COUNTED)		
JAMES A. PAUNOVICH . . . . .	144	97.30
WRITE-IN. . . . .	4	2.70
ALDERMEN CALVERTON PARK WARD 1		
(Vote for ) 1		
(WITH 1 OF 1 COUNTED)		
TANDRA McWRIGHT . . . . .	55	96.49
WRITE-IN. . . . .	2	3.51
ALDERMEN CALVERTON PARK WARD 2		
(Vote for ) 1		
(WITH 1 OF 1 COUNTED)		
LESLIE FOGARTY. . . . .	86	97.73
WRITE-IN. . . . .	2	2.27
TRUSTEE CHAMP		
(Vote for ) 5		
(WITH 1 OF 1 COUNTED)		
J. SCOTT FOWLER . . . . .	6	19.35
KENNETH A. LAMAAR. . . . .	6	19.35
JAMES J. GERLING . . . . .	6	19.35
CLINTON DAVID HOOKER. . . . .	7	22.58
KATHERINE JEAN HOOKER . . . . .	6	19.35
WRITE-IN. . . . .	0	
MAYOR CHARLACK		
(Vote for ) 1		
(WITH 3 OF 3 COUNTED)		
MARK CHAMBERLAIN. . . . .	107	95.54
WRITE-IN. . . . .	5	4.46
ALDERPERSON CHARLACK WARD 1		
(Vote for ) 1		
(WITH 2 OF 2 COUNTED)		
ROBERT (BOB) TERRY . . . . .	40	93.02
WRITE-IN. . . . .	3	6.98
ALDERPERSON CHARLACK WARD 2		
(Vote for ) 1		
(WITH 1 OF 1 COUNTED)		
NO CANDIDATE FILED . . . . .	0	
WRITE-IN. . . . .	10	100.00
CHARLACK - PROPOSITION A		
**BUSINESS LICENSE FEE**		
(Vote for ) 1		
(WITH 3 OF 3 COUNTED)		
YES . . . . .	72	57.60
NO. . . . .	53	42.40
MAYOR CHESTERFIELD		
(Vote for ) 1		
(WITH 33 OF 33 COUNTED)		
BOB NATION. . . . .	5,715	59.72
RANDY LOGAN . . . . .	3,824	39.96
WRITE-IN. . . . .	30	.31
COUNCIL MEMBER CHESTERFIELD WARD 1		

(Vote for ) 1		
(WITH 7 OF 7 COUNTED)		
BARBARA McGUINNESS . . . . .	1,938	98.28
WRITE-IN. . . . .	34	1.72
COUNCIL MEMBER CHESTERFIELD WARD 2		
(Vote for ) 1		
(WITH 7 OF 7 COUNTED)		
BEN KUMAR KEATHLEY . . . . .	1,017	43.80
AARON WAHL . . . . .	644	27.73
RYAN C. MIANO . . . . .	89	3.83
CHRISTOPHER C. NATSCH . . . . .	568	24.46
WRITE-IN. . . . .	4	.17
COUNCIL MEMBER CHESTERFIELD WARD 3		
(Vote for ) 1		
(WITH 10 OF 10 COUNTED)		
DAN HURT . . . . .	2,160	97.47
WRITE-IN. . . . .	56	2.53
COUNCIL MEMBER CHESTERFIELD WARD 4		
(Vote for ) 1		
(WITH 9 OF 9 COUNTED)		
MATTHEW J. WHITE . . . . .	486	23.13
NATHAN ROACH . . . . .	668	31.79
MICHELLE OHLEY. . . . .	939	44.69
WRITE-IN. . . . .	8	.38
ALDERPERSON CLARKSON VALLEY WARD 1		
(Vote for ) 1		
(WITH 1 OF 1 COUNTED)		
JAMES F. MEYER. . . . .	123	77.36
BERNARD A. SQUITIERI. . . . .	35	22.01
WRITE-IN. . . . .	1	.63
ALDERPERSON CLARKSON VALLEY WARD 2		
(Vote for ) 1		
(WITH 1 OF 1 COUNTED)		
HONORA SCHILLER . . . . .	92	95.83
WRITE-IN. . . . .	4	4.17
ALDERPERSON CLARKSON VALLEY WARD 3		
(Vote for ) 1		
(WITH 1 OF 1 COUNTED)		
F. SCOTT SCHULTZ . . . . .	101	98.06
WRITE-IN. . . . .	2	1.94
ALDERPERSON CLAYTON WARD 1		
(Vote for ) 1		
(WITH 3 OF 3 COUNTED)		
RICHARD LINTZ. . . . .	248	96.12
WRITE-IN. . . . .	10	3.88
ALDERPERSON CLAYTON WARD 2		
(Vote for ) 1		
(WITH 4 OF 4 COUNTED)		
MICHELLE HARRIS . . . . .	438	95.63
WRITE-IN. . . . .	20	4.37
ALDERPERSON CLAYTON WARD 3		
(Vote for ) 1		
(WITH 4 OF 4 COUNTED)		
MARK WININGS . . . . .	615	71.51
JUSTIN PERRYMAN . . . . .	243	28.26
WRITE-IN. . . . .	2	.23
ALDERPERSON COOL VALLEY WARD 1		
(Vote for ) 1		
(WITH 1 OF 1 COUNTED)		
DON JOHNSON . . . . .	62	96.88
WRITE-IN. . . . .	2	3.13
ALDERPERSON COOL VALLEY WARD 2		
(Vote for ) 1		
(WITH 1 OF 1 COUNTED)		
ALVIN ROBINSON . . . . .	71	98.61
WRITE-IN. . . . .	1	1.39
TRUSTEE COUNTRY LIFE ACRES		
(Vote for ) 3		
(WITH 1 OF 1 COUNTED)		



JAMES GIARDINA . . . . .	8	33.33
TIMOTHY D. CLARK . . . . .	7	29.17
SUSAN C. HOLMES . . . . .	8	33.33
WRITE-IN. . . . .	1	4.17
MAYOR CRESTWOOD		
(Vote for ) 1		
(WITH 8 OF 8 COUNTED)		
GREGG ROBY. . . . .	2,904	93.62
WRITE-IN. . . . .	198	6.38
CRESTWOOD - PROPOSITION C		
**TAX LEVY - GENERAL REVENUE**		
(Vote for ) 1		
(WITH 8 OF 8 COUNTED)		
YES . . . . .	2,097	56.61
NO. . . . .	1,607	43.39
COUNCIL MEMBER CREVE COEUR WARD 1		
(Vote for ) 1		
(WITH 5 OF 5 COUNTED)		
ALEXIS TRAVERS. . . . .	542	97.48
WRITE-IN. . . . .	14	2.52
COUNCIL MEMBER CREVE COEUR WARD 2		
(Vote for ) 1		
(WITH 6 OF 6 COUNTED)		
ELLEN LAWRENCE. . . . .	548	96.82
WRITE-IN. . . . .	18	3.18
COUNCIL MEMBER CREVE COEUR WARD 3		
(Vote for ) 1		
(WITH 4 OF 4 COUNTED)		
CHARLOTTE D'ALFONSO . . . . .	444	96.52
WRITE-IN. . . . .	16	3.48
COUNCIL MEMBER CREVE COEUR WARD 4		
(Vote for ) 1		
(WITH 4 OF 4 COUNTED)		
SCOTT SAUNDERS . . . . .	487	95.12
WRITE-IN. . . . .	25	4.88
ALDERPERSON CRYSTAL LAKE PARK WARD 1		
(Vote for ) 1		
(WITH 1 OF 1 COUNTED)		
NANCY BROOKS . . . . .	42	97.67
WRITE-IN. . . . .	1	2.33
ALDERPERSON CRYSTAL LAKE PARK WARD 2		
(Vote for ) 1		
(WITH 1 OF 1 COUNTED)		
DENNIS A. NAHNSEN. . . . .	43	93.48
WRITE-IN. . . . .	3	6.52
MAYOR DELLWOOD		
(Vote for ) 1		
(WITH 8 OF 8 COUNTED)		
REGGIE JONES . . . . .	544	96.80
WRITE-IN. . . . .	18	3.20
ALDERPERSON DELLWOOD WARD 1		
(Vote for ) 1		
(WITH 2 OF 2 COUNTED)		
LAMONT WILLIAMS . . . . .	106	94.64
WRITE-IN. . . . .	6	5.36
ALDERPERSON DELLWOOD WARD 2		
(Vote for ) 1		
(WITH 1 OF 1 COUNTED)		
KENNETH ROBINSON. . . . .	137	100.00
WRITE-IN. . . . .	0	
ALDERPERSON DELLWOOD WARD 3		
(Vote for ) 1		
(WITH 2 OF 2 COUNTED)		
ANJANEE' (ANN) WILKINS. . . . .	119	70.41
TEONA McGHAW-BOURE' . . . . .	50	29.59
WRITE-IN. . . . .	0	
ALDERPERSON DELLWOOD WARD 4		
(Vote for ) 1		

(WITH 3 OF 3 COUNTED)		
SHANON HOLT . . . . .	117	96.69
WRITE-IN. . . . .	4	3.31
DELLWOOD - PROPOSITION E		
**ELIMINATE ELECTED COLLECTOR**		
(Vote for ) 1		
(WITH 8 OF 8 COUNTED)		
YES . . . . .	352	60.17
NO. . . . .	233	39.83
MUNICIPAL JUDGE DES PERES		
(Vote for ) 1		
(WITH 7 OF 7 COUNTED)		
CHUCK BILLINGS . . . . .	1,676	65.21
MARK R. BAHN . . . . .	887	34.51
WRITE-IN. . . . .	7	.27
ALDERMAN DES PERES WARD 1		
(Vote for ) 1		
(WITH 2 OF 2 COUNTED)		
JANE LANGA. . . . .	517	48.32
BENJAMIN J. SANSONE . . . . .	552	51.59
WRITE-IN. . . . .	1	.09
ALDERMAN DES PERES WARD 2		
(Vote for ) 1		
(WITH 2 OF 2 COUNTED)		
JIM KLEINSCHMIDT. . . . .	555	69.38
CHRIS JONES . . . . .	243	30.38
WRITE-IN. . . . .	2	.25
ALDERMAN DES PERES WARD 3		
(Vote for ) 1		
(WITH 3 OF 3 COUNTED)		
SEAN P. CONCAGH . . . . .	716	99.03
WRITE-IN. . . . .	7	.97
MAYOR EDMUNDSON		
(Vote for ) 1		
(WITH 2 OF 2 COUNTED)		
JOHN GWALTNEY. . . . .	71	93.42
WRITE-IN. . . . .	5	6.58
ALDERPERSON EDMUNDSON WARD 1		
(Vote for ) 1		
(WITH 1 OF 1 COUNTED)		
ADELE M.V. CROWN . . . . .	41	82.00
GEORGE ACOSTA, II . . . . .	9	18.00
WRITE-IN. . . . .	0	
ALDERPERSON EDMUNDSON WARD 2		
(Vote for ) 1		
(WITH 1 OF 1 COUNTED)		
TONY MIKULUS . . . . .	33	97.06
WRITE-IN. . . . .	1	2.94
COUNCIL MEMBER ELLISVILLE DISTRICT 1		
(Vote for ) 1		
(WITH 5 OF 5 COUNTED)		
GARY VOSS . . . . .	461	95.45
WRITE-IN. . . . .	22	4.55
COUNCIL MEMBER ELLISVILLE DISTRICT 2		
(Vote for ) 1		
(WITH 4 OF 4 COUNTED)		
KEN NEWHOUSE . . . . .	238	50.21
MICK CAHILL . . . . .	233	49.16
WRITE-IN. . . . .	3	.63
COUNCIL MEMBER ELLISVILLE DISTRICT 3		
(Vote for ) 1		
(WITH 3 OF 3 COUNTED)		
MIKE ROEMERMAN . . . . .	133	20.03
CYNTHIA (CINDY) POOL . . . . .	298	44.88
SUZANNE GUNDLACH. . . . .	231	34.79
WRITE-IN. . . . .	2	.30
MARSHAL EUREKA		
(Vote for ) 1		
(WITH 6 OF 6 COUNTED)		

MICHAEL A. WIEGAND . . . . .	1,921	98.97
WRITE-IN. . . . .	20	1.03
ALDERPERSON EUREKA WARD 1		
(Vote for ) 1		
(WITH 2 OF 2 COUNTED)		
WES SIR. . . . .	678	96.72
WRITE-IN. . . . .	23	3.28
ALDERPERSON EUREKA WARD 2		
(Vote for ) 1		
(WITH 2 OF 2 COUNTED)		
BRYAN KIEFER . . . . .	187	45.06
CARLEEN MURRAY . . . . .	226	54.46
WRITE-IN. . . . .	2	.48
ALDERPERSON EUREKA WARD 3		
(Vote for ) 1		
(WITH 2 OF 2 COUNTED)		
SHANNON BRITT. . . . .	398	47.04
STEVE GRZYB . . . . .	447	52.84
WRITE-IN. . . . .	1	.12
MAYOR FENTON		
(Vote for ) 1		
(WITH 6 OF 6 COUNTED)		
JOE MAURATH . . . . .	594	39.21
JOSH VOYLES . . . . .	919	60.66
WRITE-IN. . . . .	2	.13
ALDERPERSON FENTON WARD 1		
(Vote for ) 1		
(WITH 1 OF 1 COUNTED)		
ANDREW SOBEY, JR. . . . .	258	72.68
MIKE JONES. . . . .	97	27.32
WRITE-IN. . . . .	0	
ALDERPERSON FENTON WARD 2		
(Vote for ) 1		
(WITH 2 OF 2 COUNTED)		
GARY SIEBERT . . . . .	162	43.09
GREG HEFELE . . . . .	214	56.91
WRITE-IN. . . . .	0	
ALDERPERSON FENTON WARD 3		
(Vote for ) 1		
(WITH 2 OF 2 COUNTED)		
CHRIS CLAUSS . . . . .	154	55.00
DARLYS PRESLAR . . . . .	126	45.00
WRITE-IN. . . . .	0	
ALDERPERSON FENTON WARD 4		
(Vote for ) 1		
(WITH 1 OF 1 COUNTED)		
JAMES MAULLER. . . . .	222	48.58
VERA J. GLICK . . . . .	234	51.20
WRITE-IN. . . . .	1	.22
MAYOR FERGUSON		
(Vote for ) 1		
(WITH 13 OF 13 COUNTED)		
ELLA JONES. . . . .	1,594	42.64
JAMES W. KNOWLES, III . . . . .	2,133	57.06
WRITE-IN. . . . .	11	.29
FERGUSON - PROPOSITION A		
**CITY CHARTER - POLICE VIDEO SYSTEMS**		
(Vote for ) 1		
(WITH 13 OF 13 COUNTED)		
YES . . . . .	2,597	70.71
NO. . . . .	1,076	29.29
MAYOR FLORDELL HILLS		
(Vote for ) 1		
(WITH 2 OF 2 COUNTED)		
JOSEPH R. NOETH . . . . .	36	80.00
WRITE-IN. . . . .	9	20.00
ALDERPERSON FLORDELL HILLS WARD 1		
(Vote for ) 1		
(WITH 1 OF 1 COUNTED)		

DEBBIE ANN DAVIS . . . . .	8	42.11
ARTHUR C. HAMILTON . . . . .	3	15.79
KIMBERLY R. CAMPBELL-DUSSOLD . . . . .	8	42.11
WRITE-IN. . . . .	0	
ALDERPERSON FLORDELL HILLS WARD 2		
(Vote for ) 1		
(WITH 1 OF 1 COUNTED)		
DARREL VAUGHT . . . . .	31	93.94
WRITE-IN. . . . .	2	6.06
COUNCIL MEMBER FLORISSANT WARD 2		
(Vote for ) 1		
(WITH 5 OF 5 COUNTED)		
TIM JONES . . . . .	602	95.71
WRITE-IN. . . . .	27	4.29
COUNCIL MEMBER FLORISSANT WARD 4		
(Vote for ) 1		
(WITH 4 OF 4 COUNTED)		
JEFF CAPUTA . . . . .	490	67.12
WRITE-IN. . . . .	240	32.88
COUNCIL MEMBER FLORISSANT WARD 6		
(Vote for ) 1		
(WITH 4 OF 4 COUNTED)		
GERARD J. HENKE . . . . .	774	93.37
WRITE-IN. . . . .	55	6.63
COUNCIL MEMBER FLORISSANT WARD 8		
(Vote for ) 1		
(WITH 4 OF 4 COUNTED)		
MARK SCHMIDT . . . . .	364	41.32
ROBERT PARSON, JR. . . . .	514	58.34
WRITE-IN. . . . .	3	.34
MAYOR FRONTENAC		
(Vote for ) 1		
(WITH 4 OF 4 COUNTED)		
KATE HATFIELD. . . . .	458	48.11
MARGOT M. MARTIN . . . . .	494	51.89
WRITE-IN. . . . .	0	
ALDERPERSON FRONTENAC WARD 1		
(Vote for ) 1		
(WITH 2 OF 2 COUNTED)		
MICHAEL MARGRAF . . . . .	87	32.95
(DANIEL F.) DAN KEMPER. . . . .	175	66.29
WRITE-IN. . . . .	2	.76
ALDERPERSON FRONTENAC WARD 2		
(Vote for ) 1		
(WITH 1 OF 1 COUNTED)		
NALINI S. MAHADEVAN . . . . .	233	97.90
WRITE-IN. . . . .	5	2.10
ALDERPERSON FRONTENAC WARD 3		
(Vote for ) 1		
(WITH 1 OF 1 COUNTED)		
TOM O'BRIEN . . . . .	235	97.92
WRITE-IN. . . . .	5	2.08
TRUSTEE GLEN ECHO PARK		
(Vote for ) 3		
(WITH 1 OF 1 COUNTED)		
WARREN L. PAUL, JR. . . . .	23	34.85
LEROY JACKSON. . . . .	20	30.30
DAN I. WILLIAMS . . . . .	22	33.33
WRITE-IN. . . . .	1	1.52
MAYOR GLENDALE		
(Vote for ) 1		
(WITH 6 OF 6 COUNTED)		
RICHARD J. MAGEE . . . . .	1,790	97.28
WRITE-IN. . . . .	50	2.72
ALDERPERSON GLENDALE WARD 1		
(Vote for ) 1		
(WITH 2 OF 2 COUNTED)		
PAUL E. ROETTGER . . . . .	590	98.99
WRITE-IN. . . . .	6	1.01

ALDERPERSON GLENDALE WARD 2		
(Vote for ) 1		
(WITH 2 OF 2 COUNTED)		
MICHAEL J. BAUGUS. . . . .	589	98.33
WRITE-IN. . . . .	10	1.67
ALDERPERSON GLENDALE WARD 3		
(Vote for ) 1		
(WITH 2 OF 2 COUNTED)		
JOHN J. SCHUSTER . . . . .	563	98.77
WRITE-IN. . . . .	7	1.23
ALDERPERSON-AT-LARGE GREENDALE		
(Vote for ) 2		
(WITH 1 OF 1 COUNTED)		
ALEXANDER (ALEX) HERMAN . . . . .	80	33.06
DORIS TROJCAK. . . . .	117	48.35
AARIN BOOKER . . . . .	44	18.18
WRITE-IN. . . . .	1	.41
MAYOR GREEN PARK		
(Vote for ) 1		
(WITH 5 OF 5 COUNTED)		
TONY POUSOSA . . . . .	249	43.38
BOB REINAGEL . . . . .	320	55.75
WRITE-IN. . . . .	5	.87
ALDERPERSON GREEN PARK WARD 1		
(Vote for ) 1		
(WITH 2 OF 2 COUNTED)		
MICHAEL BROUGHTON . . . . .	126	90.00
WRITE-IN. . . . .	14	10.00
ALDERPERSON GREEN PARK WARD 2		
(Vote for ) 1		
(WITH 2 OF 2 COUNTED)		
TIM THUSTON . . . . .	181	97.31
WRITE-IN. . . . .	5	2.69
ALDERPERSON GREEN PARK WARD 3		
(Vote for ) 1		
(WITH 1 OF 1 COUNTED)		
JOE MONTELEONE . . . . .	147	98.00
WRITE-IN. . . . .	3	2.00
TRUSTEE HANLEY HILLS		
(Vote for ) 5		
(WITH 1 OF 1 COUNTED)		
MIA A. SHIELDS. . . . .	199	18.22
STANLEY B. TAYLOR. . . . .	155	14.19
JULIA A. BOWEN. . . . .	96	8.79
DIANA M. WHITE. . . . .	176	16.12
LAMANDA GOODRICH. . . . .	168	15.38
GREGORY L. ROBINSON . . . . .	108	9.89
BETTYE A. MITCHELL . . . . .	150	13.74
WRITE-IN. . . . .	40	3.66
TRUSTEE HANLEY HILLS (UNEXPIRED TERM)		
(Vote for ) 1		
(WITH 1 OF 1 COUNTED)		
NO CANDIDATE FILED . . . . .	0	
WRITE-IN. . . . .	58	100.00
COUNCIL MEMBER HAZELWOOD WARD 2		
(Vote for ) 1		
(WITH 4 OF 4 COUNTED)		
BOB AUBUCHON . . . . .	196	98.00
WRITE-IN. . . . .	4	2.00
COUNCIL MEMBER HAZELWOOD WARD 4		
(Vote for ) 1		
(WITH 2 OF 2 COUNTED)		
BOB PARKIN. . . . .	211	97.24
WRITE-IN. . . . .	6	2.76
COUNCIL MEMBER HAZELWOOD WARD 6		
(Vote for ) 1		
(WITH 2 OF 2 COUNTED)		
WARREN (BUTCH) TAYLOR . . . . .	169	97.69
WRITE-IN. . . . .	4	2.31

COUNCIL MEMBER HAZELWOOD WARD 8  
(Vote for ) 1  
(WITH 3 OF 3 COUNTED)  
MARY G. SINGLETON. . . . . 604 96.95  
WRITE-IN. . . . . 19 3.05

TRUSTEE HILLSDALE  
(Vote for ) 2  
(WITH 1 OF 1 COUNTED)  
WILLIE J. THOMAS . . . . . 60 48.39  
BENARD ERVIN . . . . . 59 47.58  
WRITE-IN. . . . . 5 4.03

HILLSDALE - PROPOSITION B  
\*\*OUT OF STATE TAX - CONTINUATION\*\*  
(Vote for ) 1  
(WITH 1 OF 1 COUNTED)  
YES . . . . . 39 48.75  
NO. . . . . 41 51.25

ALDERPERSON HUNTLEIGH WARD 1  
(Vote for ) 1  
(WITH 1 OF 1 COUNTED)  
JOHN HUGHES . . . . . 15 93.75  
WRITE-IN. . . . . 1 6.25

ALDERPERSON HUNTLEIGH WARD 2  
(Vote for ) 1  
(WITH 2 OF 2 COUNTED)  
JAGDISH L. HINDUJA . . . . . 44 95.65  
WRITE-IN. . . . . 2 4.35

MAYOR JENNINGS (UNEXPIRED TERM)  
(Vote for ) 1  
(WITH 18 OF 18 COUNTED)  
YOLANDA AUSTIN . . . . . 854 56.56  
PHYLLIS R. ANDERSON . . . . . 124 8.21  
FRANCINE DUGGER . . . . . 520 34.44  
WRITE-IN. . . . . 12 .79

COUNCIL MEMBER JENNINGS WARD 1  
(Vote for ) 1  
(WITH 5 OF 5 COUNTED)  
ALLEN C. McDONNELL . . . . . 75 24.19  
YOLONDA FOUNTAIN HENDERSON. . . . . 103 33.23  
MIRANDA JONES. . . . . 131 42.26  
WRITE-IN. . . . . 1 .32

COUNCIL MEMBER JENNINGS WARD 2  
(Vote for ) 1  
(WITH 4 OF 4 COUNTED)  
TERRY WILSON . . . . . 403 90.97  
HAROLD D. CUSHSHON . . . . . 38 8.58  
WRITE-IN. . . . . 2 .45

COUNCIL MEMBER JENNINGS WARD 3  
(Vote for ) 1  
(WITH 4 OF 4 COUNTED)  
JULIA ROBERTS. . . . . 193 71.75  
TED SIMPSON . . . . . 73 27.14  
WRITE-IN. . . . . 3 1.12

COUNCIL MEMBER JENNINGS WARD 4  
(Vote for ) 1  
(WITH 5 OF 5 COUNTED)  
CAROL EPPS. . . . . 169 58.28  
SHONTE BYRD . . . . . 119 41.03  
WRITE-IN. . . . . 2 .69

ALDERPERSON-AT-LARGE KINLOCH  
(Vote for ) 2  
(WITH 1 OF 1 COUNTED)  
DEIDRE M. PICKENS. . . . . 4 16.00  
HELEN R. JONES-FRYER. . . . . 7 28.00  
EVELYN CARTER. . . . . 13 52.00  
WRITE-IN. . . . . 1 4.00

KIRKWOOD - PROPOSITION 1  
\*\*SALES TAX - CAPITAL IMPROVEMENTS\*\*  
(Vote for ) 1

(WITH 15 OF 15 COUNTED)		
YES . . . . .	7,689	77.34
NO. . . . .	2,253	22.66
MAYOR LADUE		
(Vote for ) 1		
(WITH 9 OF 9 COUNTED)		
NANCY F. SPEWAK . . . . .	1,285	97.35
WRITE-IN. . . . .	35	2.65
COUNCIL MEMBER LADUE WARD 1		
(Vote for ) 1		
(WITH 3 OF 3 COUNTED)		
JOHN M. HOWELL, JR. . . . .	437	98.20
WRITE-IN. . . . .	8	1.80
COUNCIL MEMBER LADUE WARD 2		
(Vote for ) 1		
(WITH 3 OF 3 COUNTED)		
JOHN R. FOX. . . . .	365	98.12
WRITE-IN. . . . .	7	1.88
COUNCIL MEMBER LADUE WARD 3		
(Vote for ) 1		
(WITH 3 OF 3 COUNTED)		
BILL BRENNAN, JR. . . . .	375	98.68
WRITE-IN. . . . .	5	1.32
ALDERPERSON LAKESHIRE WARD 1		
(Vote for ) 1		
(WITH 1 OF 1 COUNTED)		
MIKE TWELLMAN. . . . .	108	97.30
WRITE-IN. . . . .	3	2.70
ALDERPERSON LAKESHIRE WARD 2		
(Vote for ) 1		
(WITH 1 OF 1 COUNTED)		
SHAWN COWAN . . . . .	51	96.23
WRITE-IN. . . . .	2	3.77
ALDERPERSON LAKESHIRE WARD 3		
(Vote for ) 1		
(WITH 1 OF 1 COUNTED)		
ROSALIND R. STEEL. . . . .	19	82.61
WRITE-IN. . . . .	4	17.39
TRUSTEE MACKENZIE		
(Vote for ) 3		
(WITH 1 OF 1 COUNTED)		
PATRICIA ARRENDELL . . . . .	15	31.91
PATRICIA BERRY. . . . .	17	36.17
CAROL ZANDER . . . . .	15	31.91
WRITE-IN. . . . .	0	
ALDERPERSON MANCHESTER WARD 1		
(Vote for ) 1		
(WITH 7 OF 7 COUNTED)		
PAUL C. HAMILL. . . . .	473	64.53
NORMAN E. GIERER . . . . .	254	34.65
WRITE-IN. . . . .	6	.82
ALDERPERSON MANCHESTER WARD 2		
(Vote for ) 1		
(WITH 6 OF 6 COUNTED)		
MIKE CLEMENT . . . . .	896	79.36
BRIAN ELLIOTT. . . . .	231	20.46
WRITE-IN. . . . .	2	.18
ALDERPERSON MANCHESTER WARD 3		
(Vote for ) 1		
(WITH 5 OF 5 COUNTED)		
RICHARD BAUMANN . . . . .	686	75.72
WILLIAM H. (BILL) PINKSTON. . . . .	210	23.18
WRITE-IN. . . . .	10	1.10
MAYOR MAPLEWOOD		
(Vote for ) 1		
(WITH 6 OF 6 COUNTED)		
BARRY JAY GREENBERG . . . . .	772	56.76
PATRICK J. JUGO . . . . .	574	42.21
WRITE-IN. . . . .	14	1.03

COUNCIL MEMBER MAPLEWOOD WARD 1		
(Vote for ) 1		
(WITH 2 OF 2 COUNTED)		
STEVEN MOSELEY . . . . .	318	94.93
WRITE-IN. . . . .	17	5.07
COUNCIL MEMBER MAPLEWOOD WARD 2		
(Vote for ) 1		
(WITH 3 OF 3 COUNTED)		
RAY L. CRADER . . . . .	349	94.84
WRITE-IN. . . . .	19	5.16
COUNCIL MEMBER MAPLEWOOD WARD 3		
(Vote for ) 1		
(WITH 1 OF 1 COUNTED)		
SHAWN FAULKINGHAM . . . . .	455	92.29
WRITE-IN. . . . .	38	7.71
TRUSTEE MARLBOROUGH		
(Vote for ) 3		
(WITH 1 OF 1 COUNTED)		
ROY (SKIP) BORNMUELLER. . . . .	158	33.26
KEARY HARRISON . . . . .	156	32.84
JOE WENDLING . . . . .	153	32.21
WRITE-IN. . . . .	8	1.68
COUNCIL MEMBER MARYLAND HEIGHTS WARD 1		
(Vote for ) 1		
(WITH 9 OF 9 COUNTED)		
DAVID GRANT . . . . .	243	50.21
WILLIE (JAMES) SURGEON. . . . .	178	36.78
VINCENT (VINCE) VIA. . . . .	53	10.95
WRITE-IN. . . . .	10	2.07
COUNCIL MEMBER MARYLAND HEIGHTS WARD 2		
(Vote for ) 1		
(WITH 10 OF 10 COUNTED)		
EDWIN L. DIRCK, JR. . . . .	534	96.91
WRITE-IN. . . . .	17	3.09
COUNCIL MEMBER MARYLAND HEIGHTS WARD 3		
(Vote for ) 1		
(WITH 6 OF 6 COUNTED)		
NANCY E. MEDVICK . . . . .	559	54.17
STEVEN KENNETH OSTERLOH, SR. . . . .	74	7.17
DALE EDWARD NICHOLS . . . . .	211	20.45
ALEX DASKAL . . . . .	179	17.34
WRITE-IN. . . . .	9	.87
COUNCIL MEMBER MARYLAND HEIGHTS WARD 4		
(Vote for ) 1		
(WITH 5 OF 5 COUNTED)		
NORMAN (NORM) A. RHEA . . . . .	935	98.11
WRITE-IN. . . . .	18	1.89
ALDERPERSON MOLINE ACRES WARD 1		
(Vote for ) 1		
(WITH 2 OF 2 COUNTED)		
DONNA DILLINGHAM. . . . .	107	99.07
WRITE-IN. . . . .	1	.93
ALDERPERSON MOLINE ACRES WARD 2		
(Vote for ) 1		
(WITH 2 OF 2 COUNTED)		
DARLENE BELL . . . . .	92	98.92
WRITE-IN. . . . .	1	1.08
MOLINE ACRES - PROPOSITION A		
**SALES TAX - GENERAL REVENUE**		
(Vote for ) 1		
(WITH 4 OF 4 COUNTED)		
YES . . . . .	145	63.32
NO. . . . .	84	36.68
MOLINE ACRES - PROPOSITION B		
**SALES TAX - PARKS & COMMUNITY CENTER**		
(Vote for ) 1		
(WITH 4 OF 4 COUNTED)		
YES . . . . .	151	66.23
NO. . . . .	77	33.77



MAYOR NORMANDY		
(Vote for ) 1		
(WITH 5 OF 5 COUNTED)		
THRESANN (TERRY) GANNON . . . . .	208	32.65
PATRICK B. GREEN . . . . .	427	67.03
WRITE-IN. . . . .	2	.31
COUNCIL MEMBER NORMANDY WARD 1		
(Vote for ) 1		
(WITH 1 OF 1 COUNTED)		
LELIA MARTIN . . . . .	128	94.12
WRITE-IN. . . . .	8	5.88
COUNCIL MEMBER NORMANDY WARD 2		
(Vote for ) 1		
(WITH 2 OF 2 COUNTED)		
DELIRITA E. FUTRELL . . . . .	125	99.21
WRITE-IN. . . . .	1	.79
COUNCIL MEMBER NORMANDY WARD 3		
(Vote for ) 1		
(WITH 1 OF 1 COUNTED)		
MARK BECKMANN. . . . .	98	38.43
RICK NELSON . . . . .	157	61.57
WRITE-IN. . . . .	0	
COUNCIL MEMBER NORMANDY WARD 4		
(Vote for ) 1		
(WITH 1 OF 1 COUNTED)		
KIMBERLY KNOX. . . . .	62	91.18
WRITE-IN. . . . .	6	8.82
MAYOR NORTHWOODS		
(Vote for ) 1		
(WITH 4 OF 4 COUNTED)		
EVERETT R. THOMAS. . . . .	465	54.01
MARVALDA JONES . . . . .	392	45.53
WRITE-IN. . . . .	4	.46
COLLECTOR NORTHWOODS		
(Vote for ) 1		
(WITH 4 OF 4 COUNTED)		
LENO HOLMES . . . . .	752	99.08
WRITE-IN. . . . .	7	.92
ALDERPERSON NORTHWOODS WARD 1		
(Vote for ) 1		
(WITH 1 OF 1 COUNTED)		
MAGGIE M. STRONG . . . . .	162	51.92
PATRICIA A. DAVIS. . . . .	84	26.92
KAREN BURNLEY. . . . .	66	21.15
WRITE-IN. . . . .	0	
ALDERPERSON NORTHWOODS WARD 2		
(Vote for ) 1		
(WITH 1 OF 1 COUNTED)		
KRISTINA L. HAZLEY . . . . .	85	34.69
ERROL S. BUSH . . . . .	159	64.90
WRITE-IN. . . . .	1	.41
ALDERPERSON NORTHWOODS WARD 3		
(Vote for ) 1		
(WITH 1 OF 1 COUNTED)		
DAVID L. TOLLIVER. . . . .	167	96.53
WRITE-IN. . . . .	6	3.47
ALDERPERSON NORTHWOODS WARD 4		
(Vote for ) 1		
(WITH 1 OF 1 COUNTED)		
F. BAIN. . . . .	109	97.32
WRITE-IN. . . . .	3	2.68
TRUSTEE NORWOOD COURT		
(Vote for ) 3		
(WITH 1 OF 1 COUNTED)		
GENE A. SMITH . . . . .	36	33.03
ANNA HOLLINS . . . . .	35	32.11
MICHAEL McGARITY . . . . .	33	30.28
WRITE-IN. . . . .	5	4.59

MAYOR OAKLAND		
(Vote for )	1	
(WITH 2 OF 2 COUNTED)		
KEAT WILKINS . . . . .	219	46.01
PAUL MARTI. . . . .	255	53.57
WRITE-IN. . . . .	2	.42
ALDERPERSON OAKLAND WARD 1		
(Vote for )	1	
(WITH 1 OF 1 COUNTED)		
KARL J. HEINZ . . . . .	96	29.45
TOM STEUBY. . . . .	230	70.55
WRITE-IN. . . . .	0	
ALDERPERSON OAKLAND WARD 2		
(Vote for )	1	
(WITH 1 OF 1 COUNTED)		
MICHAEL M. GODSY . . . . .	113	98.26
WRITE-IN. . . . .	2	1.74
COUNCIL MEMBER OLIVETTE		
(Vote for )	2	
(WITH 4 OF 4 COUNTED)		
MAXINE WEIL . . . . .	1,023	52.81
J. GREGORY (GREG) CARL. . . . .	877	45.28
WRITE-IN. . . . .	37	1.91
COUNCIL MEMBER OVERLAND WARD 1		
(Vote for )	1	
(WITH 3 OF 3 COUNTED)		
MARTY A. LITTLE . . . . .	211	56.72
TOM ENNIS . . . . .	160	43.01
WRITE-IN. . . . .	1	.27
COUNCIL MEMBER OVERLAND WARD 2		
(Vote for )	1	
(WITH 3 OF 3 COUNTED)		
VERNON JAY FETSCH. . . . .	471	93.82
WRITE-IN. . . . .	31	6.18
COUNCIL MEMBER OVERLAND WARD 3		
(Vote for )	1	
(WITH 3 OF 3 COUNTED)		
WRITE-IN. . . . .	117	100.00
COUNCIL MEMBER OVERLAND WARD 4		
(Vote for )	1	
(WITH 4 OF 4 COUNTED)		
NATALIE E. GERKE . . . . .	421	96.12
WRITE-IN. . . . .	17	3.88
OVERLAND - PROPOSITION O		
**TAX LEVY - RETIREMENT POLICE DEPT.**		
(Vote for )	1	
(WITH 13 OF 13 COUNTED)		
YES . . . . .	784	43.46
NO. . . . .	1,020	56.54
ALDERMAN PACIFIC WARD 1		
(Vote for )	1	
(WITH 1 OF 1 COUNTED)		
GREGG RAHN. . . . .	2	100.00
WRITE-IN. . . . .	0	
ALDERPERSON PAGEDALE WARD 1		
(Vote for )	1	
(WITH 1 OF 1 COUNTED)		
JEREMIAH MILLETT. . . . .	86	94.51
WRITE-IN. . . . .	5	5.49
ALDERPERSON PAGEDALE WARD 2		
(Vote for )	1	
(WITH 2 OF 2 COUNTED)		
MINNIE RHYMES. . . . .	89	92.71
WRITE-IN. . . . .	7	7.29
ALDERPERSON PAGEDALE WARD 3		
(Vote for )	1	
(WITH 1 OF 1 COUNTED)		
DEBORAH J. VINCENT . . . . .	86	48.31
BERNICE NOLAN. . . . .	91	51.12

WRITE-IN. . . . .	1	.56
MAYOR PASADENA HILLS		
(Vote for ) 1		
(WITH 2 OF 2 COUNTED)		
KEVIN M. QUINLISK. . . . .	282	94.95
WRITE-IN. . . . .	15	5.05
ALDERPERSON PASADENA HILLS WARD 1		
(Vote for ) 1		
(WITH 1 OF 1 COUNTED)		
CYNTHIA PENDER McCARTHY. . . . .	124	99.20
WRITE-IN. . . . .	1	.80
ALDERPERSON PASADENA HILLS WARD 2		
(Vote for ) 1		
(WITH 1 OF 1 COUNTED)		
GENO SALVATI . . . . .	140	77.78
PATRICIA (PAT) GADDESS. . . . .	39	21.67
WRITE-IN. . . . .	1	.56
TRUSTEE PASADENA PARK		
(Vote for ) 3		
(WITH 1 OF 1 COUNTED)		
ALICE CANAVAN. . . . .	46	21.50
CAROLYN D. YOUNG . . . . .	78	36.45
SHIRLEY A. FITZPATRICK . . . . .	54	25.33
JACKIE KAM-BLACKARD. . . . .	35	16.36
WRITE-IN. . . . .	1	.47
MAYOR PINE LAWN		
(Vote for ) 1		
(WITH 4 OF 4 COUNTED)		
TERRY EPPS. . . . .	312	63.67
DARRYL JONES . . . . .	21	4.29
GERALD L. METTS . . . . .	53	10.82
ELWYN M. WALLS. . . . .	104	21.22
WRITE-IN. . . . .	0	
ALDERPERSON PINE LAWN WARD 1		
(Vote for ) 1		
(WITH 1 OF 1 COUNTED)		
CARLA WALKER . . . . .	33	28.21
OLIMES UNDERWOOD. . . . .	64	54.70
DEBRA GOMEZ . . . . .	19	16.24
WRITE-IN. . . . .	1	.85
ALDERPERSON PINE LAWN WARD 2		
(Vote for ) 1		
(WITH 1 OF 1 COUNTED)		
ROSALYN HALK . . . . .	43	49.43
JOAN HARRIS . . . . .	42	48.28
WRITE-IN. . . . .	2	2.30
ALDERPERSON PINE LAWN WARD 3		
(Vote for ) 1		
(WITH 1 OF 1 COUNTED)		
ADRIAN WRIGHT. . . . .	77	62.60
RONALD PIERSON . . . . .	46	37.40
WRITE-IN. . . . .	0	
ALDERPERSON PINE LAWN WARD 4		
(Vote for ) 1		
(WITH 1 OF 1 COUNTED)		
NAKISHA SMITH. . . . .	77	60.16
CHELENA PYE . . . . .	51	39.84
WRITE-IN. . . . .	0	
TRUSTEE RIVERVIEW		
(Vote for ) 3		
(WITH 1 OF 1 COUNTED)		
STEVE PARO. . . . .	151	35.45
BRUCE STOCKER. . . . .	130	30.52
HOWARD PIERCE. . . . .	134	31.46
WRITE-IN. . . . .	11	2.58
ALDERPERSON ROCK HILL WARD 1		
(Vote for ) 1		
(WITH 2 OF 2 COUNTED)		
EDWARD J. (ED) JOHNSON . . . . .	176	98.32
WRITE-IN. . . . .	3	1.68

ALDERPERSON ROCK HILL WARD 2		
(Vote for ) 1		
(WITH 1 OF 1 COUNTED)		
SABRINA WESTFALL-LUMPKINS. . . . .	147	98.00
WRITE-IN. . . . .	3	2.00
ALDERPERSON ROCK HILL WARD 3		
(Vote for ) 1		
(WITH 2 OF 2 COUNTED)		
MARY K. WOFFORD . . . . .	211	96.35
WRITE-IN. . . . .	8	3.65
ALDERPERSON SHREWSBURY WARD 1		
(Vote for ) 1		
(WITH 3 OF 3 COUNTED)		
ELMER KAUFFMANN . . . . .	254	93.73
WRITE-IN. . . . .	17	6.27
ALDERPERSON SHREWSBURY WARD 2		
(Vote for ) 1		
(WITH 3 OF 3 COUNTED)		
RICK STEINGRUBY . . . . .	305	95.91
WRITE-IN. . . . .	13	4.09
ALDERPERSON SHREWSBURY WARD 3		
(Vote for ) 1		
(WITH 2 OF 2 COUNTED)		
MIKE TRAVAGLINI . . . . .	313	95.43
WRITE-IN. . . . .	15	4.57
MARSHAL-COLLECTOR ST. ANN		
(Vote for ) 1		
(WITH 14 OF 14 COUNTED)		
AARON JIMENEZ. . . . .	1,857	96.97
WRITE-IN. . . . .	58	3.03
ALDERPERSON ST. ANN WARD 1		
(Vote for ) 1		
(WITH 3 OF 3 COUNTED)		
STEVE TRIPLETT . . . . .	308	96.55
WRITE-IN. . . . .	11	3.45
ALDERPERSON ST. ANN WARD 2		
(Vote for ) 1		
(WITH 4 OF 4 COUNTED)		
AMY POELKER . . . . .	429	96.62
WRITE-IN. . . . .	15	3.38
ALDERPERSON ST. ANN WARD 3		
(Vote for ) 1		
(WITH 4 OF 4 COUNTED)		
RICK CRABTREE. . . . .	643	95.40
WRITE-IN. . . . .	31	4.60
ALDERPERSON ST. ANN WARD 4		
(Vote for ) 1		
(WITH 3 OF 3 COUNTED)		
DANIEL MURPHY. . . . .	347	95.86
WRITE-IN. . . . .	15	4.14
ST. ANN - PROPOSITION L		
**TAX LEVY - GENERAL REVENUE**		
(Vote for ) 1		
(WITH 14 OF 14 COUNTED)		
YES . . . . .	1,270	60.62
NO. . . . .	825	39.38
COUNCIL MEMBER ST. JOHN WARD 1		
(Vote for ) 1		
(WITH 3 OF 3 COUNTED)		
MARK ROBERT STIEF. . . . .	124	50.41
DAVID M. WIEDA. . . . .	119	48.37
WRITE-IN. . . . .	3	1.22
COUNCIL MEMBER ST. JOHN WARD 2		
(Vote for ) 1		
(WITH 2 OF 2 COUNTED)		
CURT PIERCE . . . . .	192	95.52
WRITE-IN. . . . .	9	4.48

ALDERMAN SUNSET HILLS WARD 1		
(Vote for ) 1		
(WITH 4 OF 4 COUNTED)		
DEE BAEBLER . . . . .	313	92.88
WRITE-IN. . . . .	24	7.12
ALDERMAN SUNSET HILLS WARD 2		
(Vote for ) 1		
(WITH 3 OF 3 COUNTED)		
STEVE BERSCHE. . . . .	455	97.43
WRITE-IN. . . . .	12	2.57
ALDERMAN SUNSET HILLS WARD 3		
(Vote for ) 1		
(WITH 4 OF 4 COUNTED)		
NATHAN LIPE . . . . .	354	55.84
LORI SCARLETT. . . . .	280	44.16
WRITE-IN. . . . .	0	
ALDERMAN SUNSET HILLS WARD 4		
(Vote for ) 1		
(WITH 3 OF 3 COUNTED)		
MARK COLOMBO . . . . .	513	99.42
WRITE-IN. . . . .	3	.58
MAYOR TOWN AND COUNTRY		
(Vote for ) 1		
(WITH 14 OF 14 COUNTED)		
JON DALTON. . . . .	1,718	95.02
WRITE-IN. . . . .	90	4.98
ALDERMAN TOWN AND COUNTRY WARD 1		
(Vote for ) 1		
(WITH 6 OF 6 COUNTED)		
LYNN WRIGHT . . . . .	393	55.35
MICHAEL COZAD. . . . .	317	44.65
WRITE-IN. . . . .	0	
ALDERMAN TOWN AND COUNTRY WARD 2		
(Vote for ) 1		
(WITH 3 OF 3 COUNTED)		
TIFFANY FRAUTSCHI . . . . .	389	97.25
WRITE-IN. . . . .	11	2.75
ALDERMAN TOWN AND COUNTRY WARD 3		
(Vote for ) 1		
(WITH 3 OF 3 COUNTED)		
FRED MEYLAND-SMITH . . . . .	434	71.62
LINDA ROBSON . . . . .	169	27.89
WRITE-IN. . . . .	3	.50
ALDERMAN TOWN AND COUNTRY WARD 4		
(Vote for ) 1		
(WITH 2 OF 2 COUNTED)		
JON BENIGAS . . . . .	239	96.37
WRITE-IN. . . . .	9	3.63
MAYOR TWIN OAKS		
(Vote for ) 1		
(WITH 1 OF 1 COUNTED)		
RUSSELL L. FORTUNE . . . . .	89	92.71
WRITE-IN. . . . .	7	7.29
ALDERMEN-AT-LARGE TWIN OAKS		
(Vote for ) 2		
(WITH 1 OF 1 COUNTED)		
DENNIS L. WHITMORE . . . . .	67	45.27
LISA EISENHAUER . . . . .	77	52.03
WRITE-IN. . . . .	4	2.70
TRUSTEE UPLANDS PARK		
(Vote for ) 2		
(WITH 1 OF 1 COUNTED)		
BIRDIE McKEE . . . . .	26	16.46
HENRY IWENOFU. . . . .	28	17.72
CARMEN McCLENDON-ROBERTS . . . . .	39	24.68
ONVA BURKE. . . . .	32	20.25
KENNETH WILLIAMS. . . . .	32	20.25
WRITE-IN. . . . .	1	.63
ALDERPERSON VALLEY PARK WARD 1		

(Vote for ) 1		
(WITH 5 OF 5 COUNTED)		
LLOYD FORD. . . . .	107	49.08
STEPHANIE REYNOLDS . . . . .	111	50.92
WRITE-IN. . . . .	0	
ALDERPERSON VALLEY PARK WARD 2		
(Vote for ) 1		
(WITH 2 OF 2 COUNTED)		
LAURIE HENDERSON. . . . .	107	50.71
THOMAS BOLTE . . . . .	100	47.39
WRITE-IN. . . . .	4	1.90
ALDERPERSON VALLEY PARK WARD 3		
(Vote for ) 1		
(WITH 3 OF 3 COUNTED)		
EDDIE WALKER . . . . .	203	53.28
JEFFERY J. WHITTEAKER . . . . .	175	45.93
WRITE-IN. . . . .	3	.79
ALDERPERSON VALLEY PARK WARD 4		
(Vote for ) 1		
(WITH 2 OF 2 COUNTED)		
DEE O'NEILL . . . . .	186	47.57
STEVE DRAKE . . . . .	204	52.17
WRITE-IN. . . . .	1	.26
MAYOR VELDA CITY		
(Vote for ) 1		
(WITH 2 OF 2 COUNTED)		
ROBERT L. HENSLEY. . . . .	163	92.09
WRITE-IN. . . . .	14	7.91
ALDERPERSON VELDA CITY WARD 1		
(Vote for ) 1		
(WITH 1 OF 1 COUNTED)		
YVETTE BATTLE. . . . .	84	97.67
WRITE-IN. . . . .	2	2.33
ALDERPERSON VELDA CITY WARD 2		
(Vote for ) 1		
(WITH 1 OF 1 COUNTED)		
NO CANDIDATE FILED . . . . .	0	
WRITE-IN. . . . .	10	100.00
ALDERMAN VELDA VILLAGE HILLS WARD 1		
(Vote for ) 1		
(WITH 1 OF 1 COUNTED)		
BERNARD WHITLEY . . . . .	35	35.35
ROY WADE. . . . .	62	62.63
WRITE-IN. . . . .	2	2.02
ALDERMAN VELDA VILLAGE HILLS WARD 2		
(Vote for ) 1		
(WITH 1 OF 1 COUNTED)		
WILLIE FLOWERS. . . . .	37	40.22
EFFIE MOORE. . . . .	55	59.78
WRITE-IN. . . . .	0	
ALDERPERSON VINITA PARK WARD 1		
(Vote for ) 1		
(WITH 1 OF 1 COUNTED)		
JANET D. SIMMS. . . . .	49	41.18
BRIAN JOSEPH GREMAUD. . . . .	70	58.82
WRITE-IN. . . . .	0	
ALDERPERSON VINITA PARK WARD 2		
(Vote for ) 1		
(WITH 4 OF 4 COUNTED)		
WANDA FAIRLEY. . . . .	63	64.29
NANCY J. MEWES. . . . .	35	35.71
WRITE-IN. . . . .	0	
ALDERPERSON VINITA PARK WARD 3		
(Vote for ) 1		
(WITH 4 OF 4 COUNTED)		
TIMOTHY McGOVERN . . . . .	3	2.73
KIM WASHINGTON . . . . .	32	29.09
VERONICA CONNER . . . . .	28	25.45
MARCIETA D. REED . . . . .	47	42.73
WRITE-IN. . . . .	0	

ALDERPERSON WARSON WOODS WARD 1		
(Vote for ) 1		
(WITH 1 OF 1 COUNTED)		
JAMES (JIM) NEWMAN . . . . .	81	95.29
WRITE-IN. . . . .	4	4.71
ALDERPERSON WARSON WOODS WARD 2		
(Vote for ) 1		
(WITH 1 OF 1 COUNTED)		
GORDON W. GOSH. . . . .	99	100.00
WRITE-IN. . . . .	0	
ALDERPERSON WARSON WOODS WARD 3		
(Vote for ) 1		
(WITH 1 OF 1 COUNTED)		
CHARLES LUISETTI. . . . .	77	96.25
WRITE-IN. . . . .	3	3.75
ALDERPERSON WARSON WOODS WARD 4		
(Vote for ) 1		
(WITH 1 OF 1 COUNTED)		
MARK F. WITTICH . . . . .	158	99.37
WRITE-IN. . . . .	1	.63
WEBSTER GROVES - PROPOSITION R		
**TAX - POLICE & FIREFIGHTERS PENSION**		
(Vote for ) 1		
(WITH 13 OF 13 COUNTED)		
YES . . . . .	3,408	64.53
NO. . . . .	1,873	35.47
COUNCIL MEMBER WELLSTON WARD 1		
(Vote for ) 1		
(WITH 2 OF 2 COUNTED)		
LATOYA SCOTT . . . . .	22	48.89
WRITE-IN. . . . .	23	51.11
COUNCIL MEMBER WELLSTON WARD 3		
(Vote for ) 1		
(WITH 1 OF 1 COUNTED)		
LINDA GARNER . . . . .	20	95.24
WRITE-IN. . . . .	1	4.76
COUNCIL MEMBER WELLSTON WARD 5		
(Vote for ) 1		
(WITH 1 OF 1 COUNTED)		
GRACIE WHITE . . . . .	25	58.14
FARRAKHAN SHEGOG. . . . .	18	41.86
WRITE-IN. . . . .	0	
TRUSTEE WESTWOOD		
(Vote for ) 3		
(WITH 2 OF 2 COUNTED)		
ROBYN DEMOTT . . . . .	23	31.94
DOUG SCHUKAR . . . . .	25	34.72
SANDRA M. GANTT . . . . .	22	30.56
WRITE-IN. . . . .	2	2.78
TRUSTEE WILBUR PARK		
(Vote for ) 3		
(WITH 1 OF 1 COUNTED)		
NEAL VOHSEN . . . . .	70	30.97
JOSEPH E. WILHITE. . . . .	77	34.07
DAN KAESTNER . . . . .	71	31.42
WRITE-IN. . . . .	8	3.54
COUNCIL MEMBER WILDWOOD WARD 1		
(Vote for ) 1		
(WITH 5 OF 5 COUNTED)		
LARRY W. McGOWEN . . . . .	700	97.09
WRITE-IN. . . . .	21	2.91
COUNCIL MEMBER WILDWOOD WARD 2		
(Vote for ) 1		
(WITH 2 OF 2 COUNTED)		
DON BARTONI . . . . .	580	97.15
WRITE-IN. . . . .	17	2.85
COUNCIL MEMBER WILDWOOD WARD 3		
(Vote for ) 1		

(WITH 4 OF 4 COUNTED)		
SUE CULLINANE. . . . .	314	45.05
TAMMY SHEA. . . . .	379	54.38
WRITE-IN. . . . .	4	.57
COUNCIL MEMBER WILDWOOD WARD 4		
(Vote for ) 1		
(WITH 4 OF 4 COUNTED)		
KATIE DODWELL. . . . .	362	54.03
JEAN M. VEDVIG. . . . .	306	45.67
WRITE-IN. . . . .	2	.30
COUNCIL MEMBER WILDWOOD WARD 5		
(Vote for ) 1		
(WITH 3 OF 3 COUNTED)		
DAVID BERTOLINO . . . . .	559	95.56
WRITE-IN. . . . .	26	4.44
COUNCIL MEMBER WILDWOOD WARD 6		
(Vote for ) 1		
(WITH 6 OF 6 COUNTED)		
GREG ALEXANDER . . . . .	650	98.34
WRITE-IN. . . . .	11	1.66
COUNCIL MEMBER WILDWOOD WARD 7		
(Vote for ) 1		
(WITH 3 OF 3 COUNTED)		
GREG STINE. . . . .	639	98.16
WRITE-IN. . . . .	12	1.84
COUNCIL MEMBER WILDWOOD WARD 8		
(Vote for ) 1		
(WITH 4 OF 4 COUNTED)		
JOE GARRITANO. . . . .	632	97.83
WRITE-IN. . . . .	14	2.17
MAYOR WINCHESTER		
(Vote for ) 1		
(WITH 3 OF 3 COUNTED)		
GAIL M. WINHAM. . . . .	91	97.85
WRITE-IN. . . . .	2	2.15
ALDERPERSON WINCHESTER WARD 1		
(Vote for ) 1		
(WITH 2 OF 2 COUNTED)		
MARIE BACH. . . . .	51	100.00
WRITE-IN. . . . .	0	
ALDERPERSON WINCHESTER WARD 2		
(Vote for ) 1		
(WITH 1 OF 1 COUNTED)		
TONY DELUCA . . . . .	55	100.00
WRITE-IN. . . . .	0	
DIRECTOR BRENTWOOD SCHOOL DISTRICT		
(Vote for ) 3		
(WITH 7 OF 7 COUNTED)		
KEITH RABENBERG . . . . .	846	20.43
DANNIELLE JOY DAVIS . . . . .	405	9.78
DANIEL BROUILLET . . . . .	773	18.67
LINDSAY M. SPENCER . . . . .	938	22.65
CINDY WATSON . . . . .	406	9.80
LOIS TRUMAN. . . . .	738	17.82
WRITE-IN. . . . .	35	.85
DIRECTOR FERGUSON REORGANIZED R-2 SCHOOL DISTRICT		
(Vote for ) 3		
(WITH 46 OF 46 COUNTED)		
DONNA PAULETTE-THURMAN . . . . .	5,572	27.95
JESSICA PONDER. . . . .	5,201	26.09
RAYCHEL C. PROUDIE . . . . .	1,108	5.56
ROB CHABOT . . . . .	4,420	22.17
ROGER HINES. . . . .	2,081	10.44
DONNA M. DAMERON . . . . .	1,458	7.31
WRITE-IN. . . . .	98	.49
DIRECTOR HAZELWOOD SCHOOL DISTRICT		
(Vote for ) 3		
(WITH 78 OF 78 COUNTED)		
BRENDA C. YOUNGBLOOD. . . . .	6,979	21.36
MARK J. BEHLMANN . . . . .	6,833	20.91



MARGO McNEIL . . . . .	6,890	21.09
ELIZABETH A. (BETSY) RACHEL . . . . .	5,471	16.75
MARCUS ALLEN . . . . .	4,398	13.46
BENTON CORNELL SMITH. . . . .	1,936	5.93
WRITE-IN. . . . .	165	.51

DIRECTOR SCHOOL DISTRICT OF JENNINGS

(Vote for ) 3  
(WITH 17 OF 17 COUNTED)

JOHN SCHLERETH. . . . .	554	19.72
TERRY WILSON . . . . .	832	29.61
MIRANDA JONES . . . . .	895	31.85
PHYLLIS R. ANDERSON . . . . .	518	18.43
WRITE-IN. . . . .	11	.39

DIRECTOR KIRKWOOD SCHOOL DISTRICT R-7

(Vote for ) 3  
(WITH 29 OF 29 COUNTED)

JULIE BACKER . . . . .	8,028	24.38
MICHAEL MANCINI . . . . .	3,628	11.02
ALLEN McCOY. . . . .	1,814	5.51
JENNIFER PANGBORN. . . . .	5,704	17.32
CHAD KAVANAUGH. . . . .	5,954	18.08
MARGARET BOYKO. . . . .	2,755	8.37
GREG ASHLEY. . . . .	3,892	11.82
JEFF BARRY . . . . .	979	2.97
WRITE-IN. . . . .	176	.53

KIRKWOOD SCHOOL DISTRICT R-7 - PROPOSITION K

\*\*TAX LEVY - DISTRICT SUPPORT\*\*  
(Vote for ) 1  
(WITH 29 OF 29 COUNTED)

YES . . . . .	8,533	57.96
NO. . . . .	6,189	42.04

DIRECTOR SCHOOL DISTRICT OF THE CITY OF LADUE

(Vote for ) 3  
(WITH 29 OF 29 COUNTED)

KISHA LEE . . . . .	1,939	16.94
ANDY BRESLER . . . . .	2,842	24.83
CAROLYN JAEGER. . . . .	2,710	23.67
CHRIS ZOELLNER. . . . .	544	4.75
LOLITA FLINN . . . . .	873	7.63
LESLIE T. TOLLIVER . . . . .	894	7.81
PATRICK COUGHLIN . . . . .	1,603	14.00
WRITE-IN. . . . .	43	.38

DIRECTOR LINDBERGH SCHOOLS

(Vote for ) 3  
(WITH 43 OF 43 COUNTED)

CATHY CARLOCK LORENZ. . . . .	6,201	20.52
KATHLEEN (KATHY) KIENSTRA . . . . .	4,491	14.86
VICKI LORENZ ENGLUND. . . . .	4,402	14.56
CHRISTY WATZ . . . . .	4,642	15.36
DANIEL SAMPSON. . . . .	1,703	5.63
MATT ALONZO. . . . .	5,329	17.63
JENNIFER BIRD . . . . .	3,375	11.17
WRITE-IN. . . . .	81	.27

DIRECTOR LINDBERGH SCHOOLS (UNEXPIRED TERM)

(Vote for ) 1  
(WITH 43 OF 43 COUNTED)

MARTHA DUCHILD. . . . .	4,250	40.93
MIKE SHAMIA. . . . .	6,089	58.64
WRITE-IN. . . . .	45	.43

DIRECTOR MEHLVILLE SCHOOL DISTRICT R-9

(Vote for ) 3  
(WITH 47 OF 47 COUNTED)

EMMA (JEAN) PRETTO . . . . .	8,819	24.53
SAMANTHA STORMER . . . . .	9,566	26.61
PEGGY HASSLER . . . . .	10,481	29.15
MICHELLE POMMER . . . . .	6,874	19.12
WRITE-IN. . . . .	211	.59

DIRECTOR MERAMEC VALLEY R-III SCHOOL DISTRICT

(Vote for ) 3  
(WITH 4 OF 4 COUNTED)

MATT E. TROWER. . . . .	11	32.35
TIM RICHARDSON. . . . .	8	23.53
SEAN D. BRINKER . . . . .	9	26.47

AUSTIN MYERS . . . . .	6	17.65
WRITE-IN. . . . .	0	

MERAMEC VALLEY R-III SCHOOL DISTRICT - PROPOSITION K

\*\*BONDS - CAPITAL IMPROV (57.15% NEEDED)\*\*  
 (Vote for ) 1  
 (WITH 4 OF 4 COUNTED)

YES . . . . .	12	63.16
NO. . . . .	7	36.84

NORMANDY SCHOOL DISTRICT - PROPOSITION N

\*\*BONDS - CAPITAL IMPROV (57.15% NEEDED)\*\*  
 (Vote for ) 1  
 (WITH 58 OF 58 COUNTED)

YES . . . . .	3,471	68.79
NO. . . . .	1,575	31.21

DIRECTOR PARKWAY SCHOOL DISTRICT

(Vote for ) 3  
 (WITH 125 OF 125 COUNTED)

ROBERT L. GORE. . . . .	2,002	3.81
ANNMARIE PUHAN. . . . .	3,523	6.70
CHRIS JACOB. . . . .	4,715	8.97
PETER N. MEISINGER . . . . .	2,316	4.41
DEBORAH A. (DEBBIE) HOPPER. . . . .	7,924	15.08
MATTHEW (MATT) ECKERLE . . . . .	4,557	8.67
KRISTY KLEIN DAVIS . . . . .	6,275	11.94
B. SOPHIA FORD-GLANTON . . . . .	6,025	11.46
ZACH GOLDFORD . . . . .	3,177	6.04
PHILIP A. OEHLERKING. . . . .	4,817	9.16
JEFF TODD . . . . .	7,023	13.36
WRITE-IN. . . . .	209	.40

PATTONVILLE R-3 SCHOOL DISTRICT - PROPOSITION K

\*\*BONDS - CAPITAL IMPROV (57.15% NEEDED)\*\*  
 (Vote for ) 1  
 (WITH 49 OF 49 COUNTED)

YES . . . . .	5,382	80.11
NO. . . . .	1,336	19.89

DIRECTOR RITENOUR SCHOOL DISTRICT

(Vote for ) 3  
 (WITH 42 OF 42 COUNTED)

BRAD THOMAS. . . . .	2,386	26.40
RUTH BELL GRECO . . . . .	2,556	28.28
PENNY DEGARDIN. . . . .	2,496	27.62
ORLANDO LEWIS, JR. . . . .	1,502	16.62
WRITE-IN. . . . .	98	1.08

DIRECTOR RITENOUR SCHOOL DISTRICT (UNEXPIRED TERM)

(Vote for ) 2  
 (WITH 42 OF 42 COUNTED)

SHIRLEY A. BURTON. . . . .	1,938	31.64
LISA GLOVER-JONES. . . . .	2,031	33.16
TOM DRENNAN. . . . .	2,101	34.30
WRITE-IN. . . . .	55	.90

DIRECTOR ROCKWOOD R-VI SCHOOL DISTRICT

(Vote for ) 3  
 (WITH 101 OF 101 COUNTED)

LYNNE MIDYETT . . . . .	10,442	25.33
RANDY KIRK MILLER. . . . .	9,189	22.29
LEONARD KEITH KINDER. . . . .	10,507	25.49
TAMARA JO RHOMBERG . . . . .	6,782	16.45
SUDHIRKUMAR R. BRAHMBHATT . . . . .	3,997	9.70
WRITE-IN. . . . .	301	.73

ROCKWOOD R-VI SCHOOL DISTRICT - PROPOSITION T

\*\*BONDS - CAPITAL IMPROV (57.15% NEEDED)\*\*  
 (Vote for ) 1  
 (WITH 101 OF 101 COUNTED)

YES . . . . .	14,015	67.01
NO. . . . .	6,899	32.99

DIRECTOR SCHOOL DISTRICT OF UNIVERSITY CITY

(Vote for ) 3  
 (WITH 21 OF 21 COUNTED)

CHARLOTTE TATUM . . . . .	1,805	18.29
LISA BRENNER . . . . .	2,578	26.12
GEORGE LENARD . . . . .	1,977	20.03
DIARRA K. MORRIS . . . . .	1,004	10.17

CHELSEA ADDISON . . . . .	2,465	24.97
WRITE-IN. . . . .	42	.43

DIRECTOR VALLEY PARK SCHOOL DISTRICT

(Vote for ) 3  
(WITH 9 OF 9 COUNTED)

PETER TOBIN COATES . . . . .	639	18.25
JEREMY SCOTT PICKER . . . . .	727	20.76
DAVID FOWLER . . . . .	791	22.59
JEANINE SABATINO . . . . .	800	22.84
MIKE KEEHNAST . . . . .	523	14.93
WRITE-IN. . . . .	22	.63

VALLEY PARK SCHOOL DISTRICT - PROPOSITION R

\*\*BONDS - CAPITAL IMPROV (57.15% NEEDED)\*\*  
(Vote for ) 1  
(WITH 9 OF 9 COUNTED)

YES . . . . .	1,177	74.87
NO. . . . .	395	25.13

DIRECTOR WEBSTER GROVES SCHOOL DISTRICT

(Vote for ) 3  
(WITH 27 OF 27 COUNTED)

AMY CLENDENNEN. . . . .	3,923	24.44
JO BETH DOLL . . . . .	4,088	25.47
THOMAS (TOM) NEWPORT. . . . .	2,936	18.29
DAVID ADDISON . . . . .	3,124	19.46
MICHAEL J. ROSE . . . . .	1,863	11.61
WRITE-IN. . . . .	116	.72

TRUSTEE ST. LOUIS COMMUNITY COLLEGE #1 (UNEXPIRED TERM)

(Vote for ) 1  
(WITH 385 OF 385 COUNTED)

MARCUS D. ADAMS . . . . .	4,908	11.16
DEREK R. NOVEL. . . . .	4,772	10.85
MARSHA J. BONDS . . . . .	5,468	12.44
THEO BROWN, SR. . . . .	4,070	9.26
KEVIN M. MARTIN . . . . .	7,904	17.98
CANDACE GARDNER . . . . .	6,457	14.69
MIRANDA AVANT-ELLIOTT . . . . .	4,196	9.54
VERONICA AVERY-MOODY. . . . .	3,284	7.47
O. DANIEL L. GRAY. . . . .	2,456	5.59
WRITE-IN. . . . .	454	1.03

AFFTON FIRE DISTRICT - PROPOSITION A

\*\*TAX LEVY - DISTRICT SUPPORT\*\*  
(Vote for ) 1  
(WITH 27 OF 27 COUNTED)

FOR THE PROPOSITION . . . . .	3,766	65.11
AGAINST THE PROPOSITION. . . . .	2,018	34.89

FENTON FIRE DISTRICT - PROPOSITION E

\*\*TAX LEVY - DISTRICT SUPPORT\*\*  
(Vote for ) 1  
(WITH 20 OF 20 COUNTED)

YES . . . . .	3,913	61.10
NO. . . . .	2,491	38.90

DIRECTOR MARYLAND HEIGHTS FIRE DISTRICT

(Vote for ) 1  
(WITH 22 OF 22 COUNTED)

BOB NICHOLS . . . . .	1,757	67.21
GENE T. WEISS . . . . .	848	32.44
WRITE-IN. . . . .	9	.34

DIRECTOR MEHLVILLE FIRE DISTRICT

(Vote for ) 1  
(WITH 67 OF 67 COUNTED)

AARON HILMER . . . . .	11,194	53.33
JANE KOLB . . . . .	9,765	46.52
WRITE-IN. . . . .	33	.16

DIRECTOR MID-COUNTY FIRE DISTRICT

(Vote for ) 1  
(WITH 22 OF 22 COUNTED)

MICHAEL RUSH . . . . .	1,073	77.98
LAMANDA GOODRICH. . . . .	296	21.51
WRITE-IN. . . . .	7	.51

METRO-NORTH FIRE DISTRICT - PROPOSITION P

\*\*TAX LEVY - DISTRICT SUPPORT\*\*

(Vote for ) 1  
(WITH 17 OF 17 COUNTED)  
YES : : : : : : : : : : : : : : 946 69.05  
NO. : : : : : : : : : : : : : : 424 30.95

DIRECTOR NORTHEAST AMBULANCE AND FIRE DISTRICT  
(Vote for ) 1  
(WITH 40 OF 40 COUNTED)  
DUANE H. MOORE. . . . . 2,857 71.68  
KRIS BOEVINGLOH . . . . . 1,120 28.10  
WRITE-IN. . . . . 9 .23

DIRECTOR PACIFIC FIRE DISTRICT  
(Vote for ) 1  
(WITH 1 OF 1 COUNTED)  
KEN M. QUENNOZ, SR. . . . . 2 66.67  
STEPHEN PAUL WOODRUFF . . . . . 1 33.33  
WRITE-IN. . . . . 0

DIRECTOR RIVERVIEW FIRE DISTRICT  
(Vote for ) 1  
(WITH 30 OF 30 COUNTED)  
RICHIE TIBERGHIE . . . . . 1,386 49.20  
THEO BROWN, SR. . . . . 966 34.29  
NORVEL PARO . . . . . 452 16.05  
WRITE-IN. . . . . 13 .46

DIRECTOR ROBERTSON FIRE DISTRICT  
(Vote for ) 1  
(WITH 9 OF 9 COUNTED)  
JOAN NOEL . . . . . 394 84.73  
BEN DEGROAT . . . . . 70 15.05  
WRITE-IN. . . . . 1 .22

DIRECTOR SPANISH LAKE FIRE DISTRICT  
(Vote for ) 1  
(WITH 7 OF 7 COUNTED)  
LOU CUNNINGHAM . . . . . 1,237 82.52  
KHALIL ABDUL MUMIN . . . . . 261 17.41  
WRITE-IN. . . . . 1 .07

DIRECTOR VALLEY PARK FIRE DISTRICT  
(Vote for ) 1  
(WITH 16 OF 16 COUNTED)  
KAREN VALDEZ . . . . . 881 45.06  
DANIEL WILBURN . . . . . 1,068 54.63  
WRITE-IN. . . . . 6 .31

DIRECTOR VALLEY PARK FIRE DISTRICT (UNEXPIRED TERM)  
(Vote for ) 1  
(WITH 16 OF 16 COUNTED)  
SHERI SCHMITT. . . . . 997 50.87  
BEN HELTON. . . . . 882 45.00  
CHARLES KUCHAR . . . . . 74 3.78  
WRITE-IN. . . . . 7 .36

NUMBERED KEY CANVASS

RUN DATE:04/14/17 01:20 PM

GENERAL MUNICIPAL ELECTION  
ST. LOUIS COUNTY, MISSOURI  
TUESDAY, APRIL 4, 2017

OFFICIAL FINAL RESULTS

WITH 822 OF 822 PRECINCTS REPORTING

01 = REGISTERED VOTERS - TOTAL  
02 = BALLOTS CAST - TOTAL

TOTAL  
703,245  
162,921

PERCENT

03 = VOTER TURNOUT - TOTAL

TOTAL PERCENT  
23.17

	01	02	03
0101 AP1,2	1009	145	14.37
0103 AP3,27 NRW2,29	1382	112	8.10
0104 AP4,28 MID50	1506	312	20.72
0105 AP5,18,21,39	1413	177	12.53
0106 AP6,9,13,37	1466	172	11.73
0107 AP7	227	39	17.18
0108 AP8,24	1046	198	18.93
0110 AP10,36	1196	117	9.78
0111 AP11,20	674	127	18.84
0112 AP12	511	68	13.31
0114 AP14 NOR27	478	53	11.09
0115 AP15	311	25	8.04
0116 AP16 NOR31	271	29	10.70
0117 AP17	1796	507	28.23
0119 AP19	1221	154	12.61
0122 AP22 MID7	547	70	12.80
0123 AP23	124	26	20.97
0125 AP25,48	118	14	11.86
0126 AP26 NW14	7	0	.00
0129 AP29,35	359	42	11.70
0130 AP30	210	22	10.48
0131 AP31	809	220	27.19
0132 AP32	944	172	18.22
0133 AP33	277	88	31.77
0134 AP34 FER11,26	800	72	9.00
0138 AP38 NRW3,4	1767	174	9.85
0140 AP40 MID56	916	273	29.80
0141 AP41 MHT17	669	136	20.33
0142 AP42	7	3	42.86
0143 AP43	196	50	25.51
0144 AP44	400	142	35.50
0145 AP45	384	40	10.42
0146 AP46	62	24	38.71
0147 AP47	72	2	2.78
0149 AP49	728	212	29.12
0150 AP50 NOR56	529	127	24.01
0151 AP51 NOR21	587	130	22.15
0201 BON1,2,4,18	2811	1368	48.67
0203 BON3	494	249	50.40
0205 BON5,36	1613	644	39.93
0206 BON6	1709	851	49.80
0207 BON7,8,22	1604	813	50.69
0209 BON9	1831	898	49.04
0210 BON10,25	1958	494	25.23
0211 BON11,33	1268	643	50.71
0212 BON12	1800	802	44.56
0213 BON13,23,29	2056	920	44.75
0214 BON14,17	657	108	16.44
0215 BON15	1456	423	29.05
0216 BON16,20,35	1075	317	29.49
0219 BON19 CLA15	1460	644	44.11
0221 BON21	978	471	48.16
0224 BON24	1018	335	32.91
0226 BON26	193	61	31.61
0227 BON27,34	1524	494	32.41
0228 BON28	132	55	41.67
0230 BON30 MER43 QUE9	933	227	24.33
0231 BON31,32	2019	962	47.65
0237 BON37	857	385	44.92
0238 BON38	684	341	49.85
0239 BON39	57	32	56.14
0240 BON40	1	0	.00
0301 CC1	1341	225	16.78
0302 CC2,7 MHT13,43	1507	285	18.91
0303 CC3,5	1074	192	17.88
0304 CC4,54	522	49	9.39
0306 CC6	1164	262	22.51
0308 CC8	21	4	19.05
0309 CC9,11,16,21,28	1887	311	16.48
0310 CC10	229	47	20.52
0312 CC12,13,22,51 MID1,13,28+	1551	404	26.05
0314 CC14	1625	338	20.80
0315 CC15 CLA16,26	1339	231	17.25
0317 CC17	833	131	15.73
0318 CC18	0	0	.00
0319 CC19,24	1014	178	17.55
0320 CC20,59	1236	347	28.07
0323 CC23	1347	266	19.75
0325 CC25	640	91	14.22
0326 CC26	79	8	10.13
0327 CC27	1056	334	31.63
0329 CC29 MR39	534	197	36.89
0330 CC30	170	15	8.82
0331 CC31	921	225	24.43
0332 CC32,56	53	20	37.74
0333 CC33,48,58	920	175	19.02
0334 CC34 CLA25,40	1051	171	16.27
0335 CC35,50	1612	324	20.10
0336 CC36,46	981	240	24.46
0337 CC37	140	33	23.57
0338 CC38,47	153	19	12.42
0339 CC39	115	20	17.39
0340 CC40	146	14	9.59
0341 CC41	432	87	20.14
0342 CC42,43,44	2120	449	21.18
0345 CC45	43	11	25.58

0349	CC49	683	. 100	14.64
0352	CC52	171	. 48	28.07
0353	CC53	1370	. 336	24.53
0355	CC55	423	. 83	19.62
0357	CC57 MID24	774	. 125	16.15
0401	CHE1	617	. 141	22.85
0402	CHE2	329	. 73	22.19
0403	CHE3,11	674	. 125	18.55
0404	CHE4	709	. 169	23.84
0405	CHE5,6	1314	. 287	21.84
0407	CHE7,48,50,55	928	. 196	21.12
0408	CHE8,33	1598	. 425	26.60
0409	CHE9	746	. 127	17.02
0410	CHE10	752	. 261	34.71
0412	CHE12 LAF31	1298	. 381	29.35
0413	CHE13,26	2117	. 470	22.20
0414	CHE14	218	. 52	23.85
0415	CHE15,16	1878	. 553	29.45
0417	CHE17,34,53	1552	. 387	24.94
0418	CHE18	820	. 256	31.22
0419	CHE19	820	. 206	25.12
0420	CHE20,25	1283	. 333	25.95
0421	CHE21 WH23	1819	. 518	28.48
0422	CHE22 LAF12	1747	. 415	23.76
0423	CHE23	103	. 17	16.50
0424	CHE24	348	. 75	21.55
0427	CHE27	522	. 143	27.39
0428	CHE28	1297	. 235	18.12
0429	CHE29	311	. 66	21.22
0430	CHE30	760	. 162	21.32
0431	CHE31,32 LAF26	236	. 67	28.39
0435	CHE35,47	128	. 22	17.19
0436	CHE36	75	. 22	29.33
0437	CHE37	924	. 223	24.13
0438	CHE38,49,51 MER3	883	. 215	24.35
0439	CHE39 WH3	392	. 74	18.88
0440	CHE40	363	. 113	31.13
0441	CHE41	691	. 149	21.56
0442	CHE42,45	1406	. 436	31.01
0443	CHE43,46,54 MER2,4,5	1523	. 326	21.41
0444	CHE44 LAF1,30	1736	. 497	28.63
0452	CHE52	11	. 2	18.18
0501	CLA1	1284	. 246	19.16
0502	CLA2	512	. 78	15.23
0503	CLA3,11	2071	. 538	25.98
0504	CLA4	550	. 125	22.73
0505	CLA5,43 UNV32,41	2207	. 337	15.27
0506	CLA6	1156	. 492	42.56
0507	CLA7	457	. 92	20.13
0508	CLA8,44	989	. 243	24.57
0509	CLA9	478	. 64	13.39
0510	CLA10	77	. 23	29.87
0512	CLA12	411	. 79	19.22
0513	CLA13,14,47	1479	. 375	25.35
0517	CLA17,27	156	. 19	12.18
0518	CLA18	10	. 2	20.00
0519	CLA19	239	. 26	10.88
0520	CLA20	733	. 180	24.56
0521	CLA21	1009	. 169	16.75
0522	CLA22	978	. 179	18.30
0523	CLA23	1365	. 255	18.68
0524	CLA24	439	. 86	19.59
0528	CLA28	158	. 43	27.22
0529	CLA29	70	. 10	14.29
0530	CLA30,31	1380	. 280	20.29
0532	CLA32	551	. 197	35.75
0533	CLA33	375	. 181	48.27
0534	CLA34	97	. 12	12.37
0535	CLA35	1121	. 385	34.34
0536	CLA36	67	. 16	23.88
0537	CLA37	978	. 197	20.14
0538	CLA38,39,41	1450	. 423	29.17
0542	CLA42	394	. 90	22.84
0545	CLA45	469	. 114	24.31
0546	CLA46,48	1399	. 422	30.16
0549	CLA49	164	. 40	24.39
0550	CLA50	727	. 119	16.37
0551	CLA51	532	. 91	17.11
0552	CLA52	232	. 42	18.10
0601	CON1 GRA31	1344	. 414	30.80
0602	CON2 GRA40	1330	. 312	23.46
0603	CON3	646	. 190	29.41
0604	CON4	1612	. 368	22.83
0605	CON5 GRA42	2115	. 477	22.55
0606	CON6,13,47,49,52	2066	. 515	24.93
0607	CON7,51	300	. 59	19.67
0608	CON8,27,35	1800	. 387	21.50
0609	CON9	1282	. 226	17.63
0610	CON10,53	1850	. 484	26.16
0611	CON11	522	. 166	31.80
0612	CON12	4	. 0	.00
0614	CON14	288	. 100	34.72
0615	CON15,30,42	1942	. 550	28.32
0616	CON16	451	. 122	27.05
0617	CON17 GRA25	1440	. 259	17.99
0618	CON18	999	. 214	21.42
0619	CON19	14	. 5	35.71
0620	CON20	279	. 71	25.45
0621	CON21,33,39	684	. 197	28.80
0622	CON22	777	. 201	25.87
0623	CON23 GRA43,44,45	887	. 310	34.95
0624	CON24,28,44,46	1448	. 432	29.83
0625	CON25	1085	. 342	31.52
0626	CON26	269	. 27	10.04
0629	CON29	13	. 0	.00
0631	CON31	520	. 168	32.31

0632	CON32	580	. 113	19.48
0634	CON34	345	. 97	28.12
0636	CON36	386	. 116	30.05
0637	CON37	358	. 64	17.88
0638	CON38	163	. 42	25.77
0640	CON40,43,45	1879	. 520	27.67
0641	CON41 TSF14	872	. 224	25.69
0648	CON48	38	. 11	28.95
0650	CON50	424	. 100	23.58
0701	FER1	988	. 117	11.84
0702	FER2	542	. 178	32.84
0703	FER3,15	445	. 82	18.43
0704	FER4	106	. 26	24.53
0705	FER5	1111	. 470	42.30
0706	FER6	366	. 40	10.93
0707	FER7	402	. 70	17.41
0708	FER8	740	. 173	23.38
0709	FER9	553	. 96	17.36
0710	FER10,39	247	. 34	13.77
0712	FER12,20,31,32 NRW25	2115	. 761	35.98
0713	FER13	411	. 99	24.09
0714	FER14,43	881	. 66	7.49
0716	FER16	367	. 38	10.35
0717	FER17	415	. 50	12.05
0718	FER18	239	. 44	18.41
0719	FER19,45	1249	. 276	22.10
0721	FER21,34,35	2018	. 533	26.41
0722	FER22,46	1737	. 274	15.77
0723	FER23	432	. 59	13.66
0724	FER24	935	. 84	8.98
0725	FER25	2	. 0	.00
0727	FER27,41 NRW39	1676	. 166	9.90
0728	FER28,30	879	. 171	19.45
0729	FER29 FLO10 SPL12,26	1797	. 386	21.48
0733	FER33,38	1427	. 624	43.73
0736	FER36	262	. 34	12.98
0737	FER37	1524	. 287	18.83
0740	FER40	603	. 149	24.71
0742	FER42	1052	. 149	14.16
0744	FER44	438	. 65	14.84
0801	FLO1 LC7	943	. 211	22.38
0802	FLO2,32	1141	. 224	19.63
0803	FLO3	1553	. 335	21.57
0804	FLO4	1458	. 331	22.70
0805	FLO5	736	. 163	22.15
0806	FLO6,13	1443	. 192	13.31
0807	FLO7,22,29	1456	. 272	18.68
0808	FLO8	1320	. 277	20.98
0809	FLO9	1391	. 273	19.63
0811	FLO11	546	. 131	23.99
0812	FLO12	381	. 127	33.33
0814	FLO14	1277	. 351	27.49
0815	FLO15 LC10	1305	. 236	18.08
0816	FLO16	1436	. 260	18.11
0817	FLO17 SPL18	1804	. 324	17.96
0818	FLO18,23	1569	. 288	18.36
0819	FLO19,24	1766	. 290	16.42
0820	FLO20,31	1084	. 285	26.29
0821	FLO21,27 LC27	1246	. 266	21.35
0825	FLO25 LC18	111	. 23	20.72
0826	FLO26	668	. 95	14.22
0828	FLO28 LC16	403	. 61	15.14
0830	FLO30	875	. 95	10.86
0901	GRA1	147	. 64	43.54
0902	GRA2,8	450	. 58	12.89
0903	GRA3	17	. 7	41.18
0904	GRA4,36,38	1676	. 603	35.98
0905	GRA5,46	2087	. 872	41.78
0906	GRA6,27	1425	. 448	31.44
0907	GRA7,19	2034	. 402	19.76
0909	GRA9	808	. 268	33.17
0910	GRA10,12	117	. 50	42.74
0911	GRA11	571	. 226	39.58
0913	GRA13	296	. 115	38.85
0914	GRA14,41	880	. 264	30.00
0915	GRA15	1491	. 387	25.96
0916	GRA16,21	2020	. 399	19.75
0917	GRA17,20	1134	. 441	38.89
0918	GRA18	1228	. 320	26.06
0922	GRA22	1822	. 486	26.67
0923	GRA23,30	14	. 1	7.14
0924	GRA24,37,47	923	. 389	42.15
0926	GRA26	1000	. 237	23.70
0928	GRA28,29,32	2030	. 808	39.80
0933	GRA33	760	. 151	19.87
0934	GRA34	76	. 26	34.21
0935	GRA35	139	. 29	20.86
0939	GRA39	97	. 18	18.56
0948	GRA48	6	. 1	16.67
1001	HAD1	2326	. 363	15.61
1002	HAD2	160	. 28	17.50
1003	HAD3	315	. 69	21.90
1004	HAD4	939	. 8	.85
1005	HAD5	483	. 53	10.97
1006	HAD6	742	. 165	22.24
1007	HAD7,24	554	. 110	19.86
1008	HAD8,9	1671	. 382	22.86
1010	HAD10,11	1084	. 183	16.88
1012	HAD12,17	1599	. 234	14.63
1013	HAD13,20	479	. 70	14.61
1014	HAD14	814	. 149	18.30
1015	HAD15	1067	. 160	15.00
1016	HAD16,34,35 UNV20	1780	. 289	16.24
1018	HAD18	64	. 1	1.56
1019	HAD19	125	. 29	23.20
1021	HAD21,25,26,27	2602	. 417	16.03

1022	HAD22,23	771	. 122	15.82
1028	HAD28,29	1245	. 225	18.07
1030	HAD30	1421	. 328	23.08
1031	HAD31	512	. 113	22.07
1032	HAD32	1566	. 379	24.20
1033	HAD33	1978	. 555	28.06
1101	JEF1	413	. 91	22.03
1102	JEF2,33	253	. 36	14.23
1103	JEF3	612	. 343	56.05
1104	JEF4	375	. 152	40.53
1105	JEF5,28	1186	. 232	19.56
1106	JEF6	395	. 51	12.91
1107	JEF7,13,20	1308	. 341	26.07
1108	JEF8	664	. 252	37.95
1109	JEF9	547	. 135	24.68
1110	JEF10	1383	. 471	34.06
1111	JEF11	351	. 68	19.37
1112	JEF12,17	1292	. 344	26.63
1114	JEF14	2111	. 689	32.64
1115	JEF15	503	. 130	25.84
1116	JEF16	696	. 193	27.73
1118	JEF18,24	1755	. 574	32.71
1119	JEF19,31	2277	. 638	28.02
1121	JEF21	1123	. 330	29.39
1122	JEF22,25,26	1073	. 347	32.34
1123	JEF23,30	1836	. 549	29.90
1127	JEF27	1452	. 406	27.96
1129	JEF29	1076	. 243	22.58
1132	JEF32	1534	. 690	44.98
1134	JEF34	1169	. 571	48.85
1135	JEF35	81	. 14	17.28
1136	JEF36	318	. 83	26.10
1137	JEF37	1428	. 669	46.85
1202	LAF2	1359	. 353	25.97
1203	LAF3	120	. 25	20.83
1204	LAF4	1281	. 324	25.29
1205	LAF5,22,48	1405	. 323	22.99
1206	LAF6,20,21	1098	. 248	22.59
1207	LAF7,34,36	489	. 126	25.77
1208	LAF8,11,15	1860	. 510	27.42
1209	LAF9	1456	. 329	22.60
1210	LAF10,27,39	1691	. 389	23.00
1213	LAF13	285	. 32	11.23
1214	LAF14,33	1349	. 372	27.58
1216	LAF16	564	. 127	22.52
1217	LAF17	409	. 89	21.76
1218	LAF18	1091	. 287	26.31
1219	LAF19	932	. 152	16.31
1223	LAF23	432	. 127	29.40
1224	LAF24	489	. 127	25.97
1225	LAF25	1344	. 387	28.79
1228	LAF28	921	. 275	29.86
1229	LAF29	1007	. 294	29.20
1232	LAF32	912	. 287	31.47
1235	LAF35	237	. 47	19.83
1237	LAF37	663	. 181	27.30
1238	LAF38	1024	. 193	18.85
1240	LAF40	31	. 9	29.03
1241	LAF41,47	1104	. 347	31.43
1242	LAF42	239	. 29	12.13
1243	LAF43	227	. 49	21.59
1244	LAF44 QUE27	314	. 28	8.92
1245	LAF45 QUE26	459	. 61	13.29
1246	LAF46 MR3	1012	. 232	22.92
1301	LC1 NW6	533	. 122	22.89
1302	LC2	709	. 152	21.44
1303	LC3	721	. 151	20.94
1304	LC4 NW10	1408	. 237	16.83
1305	LC5,19	1438	. 237	16.48
1306	LC6	391	. 65	16.62
1308	LC8,25,31	1613	. 291	18.04
1309	LC9	1392	. 218	15.66
1311	LC11,13,23	1661	. 326	19.63
1312	LC12,28,32	2238	. 553	24.71
1314	LC14	1331	. 195	14.65
1315	LC15	1297	. 303	23.36
1317	LC17,22	2331	. 473	20.29
1320	LC20	358	. 48	13.41
1321	LC21	1904	. 274	14.39
1324	LC24	310	. 64	20.65
1326	LC26 SPL6	1657	. 338	20.40
1329	LC29 NW7	1131	. 283	25.02
1330	LC30 SPL8	1960	. 344	17.55
1333	LC33	192	. 22	11.46
1401	LEM1	1590	. 135	8.49
1402	LEM2	1706	. 204	11.96
1403	LEM3,16,32,33 OAK12 TSF7	3438	. 710	20.65
1404	LEM4,8	1051	. 178	16.94
1405	LEM5,30	1583	. 272	17.18
1406	LEM6	299	. 23	7.69
1407	LEM7	1454	. 148	10.18
1409	LEM9,17,29	1561	. 402	25.75
1410	LEM10	890	. 141	15.84
1411	LEM11,20	769	. 138	17.95
1412	LEM12	535	. 101	18.88
1413	LEM13	1427	. 302	21.16
1414	LEM14	218	. 60	27.52
1415	LEM15	1868	. 341	18.25
1418	LEM18	73	. 10	13.70
1419	LEM19	50	. 9	18.00
1421	LEM21	1088	. 202	18.57
1422	LEM22,24	2491	. 493	19.79
1423	LEM23,31	1690	. 381	22.54
1425	LEM25,26	235	. 36	15.32
1427	LEM27	131	. 30	22.90
1428	LEM28	138	. 27	19.57



1501	MER1,15	109	. 21	19.27
1506	MER6,40	271	. 58	21.40
1507	MER7,9	47	. 16	34.04
1508	MER8	693	. 141	20.35
1510	MER10,28	459	. 84	18.30
1511	MER11,41	548	. 109	19.89
1512	MER12,33	1262	. 355	28.13
1513	MER13,19	2907	. 911	31.34
1514	MER14	2	. 0	.00
1516	MER16	8	. 3	37.50
1517	MER17	1704	. 463	27.17
1518	MER18	1120	. 285	25.45
1520	MER20,46	297	. 81	27.27
1521	MER21 WH42,47	63	. 22	34.92
1522	MER22	966	. 334	34.58
1523	MER23	1948	. 574	29.47
1524	MER24,31	1965	. 638	32.47
1525	MER25,26,32	1868	. 532	28.48
1527	MER27	440	. 95	21.59
1529	MER29 QUE19	1536	. 250	16.28
1530	MER30	535	. 159	29.72
1534	MER34 WH45	1732	. 358	20.67
1535	MER35	5	. 1	20.00
1536	MER36	777	. 165	21.24
1537	MER37,38	1841	. 571	31.02
1539	MER39,48	16	. 5	31.25
1542	MER42	1519	. 442	29.10
1544	MER44	6	. 1	16.67
1545	MER45	587	. 98	16.70
1547	MER47	489	. 77	15.75
1601	MHT1,4	1170	. 260	22.22
1602	MHT2,5,7,26	2204	. 568	25.77
1603	MHT3,24 MR50	1429	. 349	24.42
1606	MHT6,14,49	1689	. 341	20.19
1608	MHT8,28	560	. 121	21.61
1609	MHT9	1442	. 241	16.71
1610	MHT10,21,25,31,33,40	2108	. 330	15.65
1611	MHT11,23	1785	. 374	20.95
1612	MHT12	40	. 6	15.00
1615	MHT15,22 NW53	2290	. 514	22.45
1616	MHT16	1	. 1	100.0
1618	MHT18	2	. 0	.00
1619	MHT19,27	1628	. 426	26.17
1620	MHT20,48	1160	. 243	20.95
1629	MHT29,57	314	. 21	6.69
1630	MHT30,45,47,52	222	. 45	20.27
1632	MHT32	449	. 23	5.12
1634	MHT34	1673	. 376	22.47
1635	MHT35,56	1270	. 190	14.96
1636	MHT36,38	1225	. 153	12.49
1637	MHT37	4	. 1	25.00
1639	MHT39 MR52	489	. 128	26.18
1641	MHT41	649	. 44	6.78
1642	MHT42	451	. 112	24.83
1644	MHT44	113	. 7	6.19
1646	MHT46	93	. 5	5.38
1650	MHT50	915	. 155	16.94
1651	MHT51	151	. 26	17.22
1653	MHT53	116	. 39	33.62
1654	MHT54	3	. 1	33.33
1655	MHT55	192	. 33	17.19
1658	MHT58	61	. 5	8.20
1659	MHT59	4	. 0	.00
1702	MID2	1478	. 373	25.24
1703	MID3,12	1508	. 251	16.64
1704	MID4	904	. 144	15.93
1705	MID5	1191	. 171	14.36
1706	MID6	467	. 77	16.49
1708	MID8	431	. 66	15.31
1709	MID9	846	. 171	20.21
1710	MID10	124	. 44	35.48
1711	MID11,35,61	977	. 197	20.16
1714	MID14 NOR23	1236	. 228	18.45
1715	MID15	476	. 82	17.23
1716	MID16,41,54	1622	. 345	21.27
1717	MID17,29,34,36,37,44,45+	2450	. 586	23.92
1718	MID18	333	. 120	36.04
1719	MID19	385	. 14	3.64
1720	MID20	24	. 11	45.83
1721	MID21 NOR53	488	. 51	10.45
1722	MID22	634	. 82	12.93
1723	MID23	538	. 108	20.07
1725	MID25	46	. 21	45.65
1726	MID26	135	. 8	5.93
1727	MID27	341	. 113	33.14
1730	MID30	297	. 62	20.88
1731	MID31	0	. 0	.00
1732	MID32	34	. 9	26.47
1733	MID33,59	644	. 80	12.42
1738	MID38	51	. 7	13.73
1742	MID42	494	. 193	39.07
1743	MID43	1027	. 213	20.74
1746	MID46	273	. 75	27.47
1747	MID47	558	. 58	10.39
1752	MID52	329	. 58	17.63
1753	MID53	481	. 75	15.59
1755	MID55	276	. 57	20.65
1757	MID57,58	163	. 26	15.95
1760	MID60	0	. 0	.00
1801	MR1,11	917	. 428	46.67
1802	MR2	135	. 15	11.11
1804	MR4	1012	. 169	16.70
1805	MR5,28	996	. 347	34.84
1806	MR6	918	. 352	38.34
1807	MR7	622	. 125	20.10
1808	MR8,12,15,24,41,47	1392	. 480	34.48

1809	MR9	95	. 36	37.89
1810	MR10,17,23	938	. 224	23.88
1813	MR13,55	747	. 237	31.73
1814	MR14	322	. 79	24.53
1816	MR16	914	. 352	38.51
1818	MR18,20,32,38	1989	. 587	29.51
1819	MR19,22	1727	. 777	44.99
1821	MR21 QUE1,5	1448	. 196	13.54
1825	MR25	1243	. 290	23.33
1826	MR26,36	1227	. 262	21.35
1827	MR27	2046	. 431	21.07
1829	MR29	830	. 124	14.94
1830	MR30	518	. 85	16.41
1831	MR31,51	971	. 285	29.35
1833	MR33,54	546	. 112	20.51
1834	MR34	495	. 207	41.82
1835	MR35	1115	. 199	17.85
1837	MR37,49	724	. 366	50.55
1840	MR40	213	. 52	24.41
1842	MR42	203	. 48	23.65
1843	MR43	469	. 116	24.73
1844	MR44	689	. 197	28.59
1845	MR45,53	578	. 99	17.13
1846	MR46	522	. 153	29.31
1848	MR48	480	. 191	39.79
1856	MR56	43	. 20	46.51
1857	MR57	541	. 146	26.99
1858	MR58	1183	. 328	27.73
1859	MR59	17	. . 2	11.76
1901	NOR1	487	. 97	19.92
1902	NOR2	601	. 138	22.96
1903	NOR3	487	. 137	28.13
1904	NOR4	412	. 76	18.45
1905	NOR5	620	. 129	20.81
1906	NOR6	875	. 189	21.60
1907	NOR7	692	. 247	35.69
1908	NOR8	12	. . 0	. . 00
1909	NOR9	537	. 94	17.50
1910	NOR10	399	. 69	17.29
1911	NOR11	372	. 181	48.66
1912	NOR12	692	. 159	22.98
1913	NOR13	132	. 42	31.82
1914	NOR14	173	. 84	48.55
1915	NOR15	529	. 180	34.03
1916	NOR16	499	. 161	32.26
1917	NOR17	23	. . 0	. . 00
1918	NOR18	503	. 101	20.08
1919	NOR19	377	. 33	8.75
1920	NOR20	304	. 20	6.58
1922	NOR22	214	. 37	17.29
1924	NOR24	588	. 54	9.18
1925	NOR25,43	449	. 81	18.04
1926	NOR26	1393	. 212	15.22
1928	NOR28	81	. 12	14.81
1929	NOR29	938	. 315	33.58
1930	NOR30	669	. 258	38.57
1932	NOR32	254	. 43	16.93
1933	NOR33	191	. 35	18.32
1934	NOR34	1	. . 0	. . 00
1935	NOR35,49	82	. . 4	4.88
1936	NOR36	435	. 56	12.87
1937	NOR37	417	. 101	24.22
1938	NOR38	2	. . 0	. . 00
1939	NOR39	340	. 115	33.82
1940	NOR40	114	. 25	21.93
1941	NOR41	313	. 88	28.12
1942	NOR42	400	. 149	37.25
1944	NOR44	683	. 88	12.88
1945	NOR45	1095	. 136	12.42
1946	NOR46,54	506	. 49	9.68
1947	NOR47	7	. . 0	. . 00
1948	NOR48,51	655	. 87	13.28
1950	NOR50	514	. 81	15.76
1952	NOR52	155	. . 3	1.94
1955	NOR55	581	. 203	34.94
2001	NRW1	147	. 11	7.48
2005	NRW5,6	1304	. 97	7.44
2007	NRW7,17	1671	. 415	24.84
2008	NRW8,15	202	. 15	7.43
2009	NRW9	19	. . 7	36.84
2010	NRW10,11	1540	. 383	24.87
2012	NRW12,20,24,38	410	. 56	13.66
2013	NRW13	519	. 110	21.19
2014	NRW14,34	100	. 13	13.00
2016	NRW16	0	. . 0	. . .
2018	NRW18	634	. 83	13.09
2019	NRW19	1295	. 346	26.72
2021	NRW21	1363	. 259	19.00
2022	NRW22	217	. 27	12.44
2023	NRW23	434	. 43	9.91
2026	NRW26	322	. 83	25.78
2027	NRW27	52	. . 8	15.38
2028	NRW28,32	909	. 73	8.03
2030	NRW30,36	955	. 107	11.20
2031	NRW31	13	. . 3	23.08
2033	NRW33	88	. . 9	10.23
2035	NRW35	236	. 13	5.51
2037	NRW37	595	. 117	19.66
2040	NRW40	202	. 19	9.41
2041	NRW41	272	. 34	12.50
2042	NRW42	758	. 188	24.80
2043	NRW43	776	. 100	12.89
2044	NRW44	398	. 66	16.58
2045	NRW45	0	. . 0	. . .
2046	NRW46	425	. 64	15.06
2047	NRW47	936	. 136	14.53

2048	NRW48	750	. 63	8.40
2049	NRW49	119	. 21	17.65
2050	NRW50,51	714	. 79	11.06
2101	NW1	1721	. 379	22.02
2102	NW2	1406	. 270	19.20
2103	NW3,28	768	. 182	23.70
2104	NW4	552	. 103	18.66
2105	NW5	3	. . 0	. .00
2108	NW8	803	. 194	24.16
2109	NW9	429	. 123	28.67
2111	NW11	607	. 166	27.35
2112	NW12,39	748	. 186	24.87
2113	NW13	966	. 265	27.43
2115	NW15	464	. 45	9.70
2116	NW16,27,31	529	. 106	20.04
2117	NW17	0	. . 0	. . .
2118	NW18	726	. 149	20.52
2119	NW19	328	. 67	20.43
2120	NW20	579	. 143	24.70
2121	NW21	9	. . 7	77.78
2122	NW22,46	1047	. 293	27.98
2123	NW23,34,45	1602	. 297	18.54
2124	NW24	8	. . 3	37.50
2125	NW25	223	. 15	6.73
2126	NW26	82	. 18	21.95
2129	NW29	344	. 31	9.01
2130	NW30	168	. . 5	2.98
2132	NW32	539	. 121	22.45
2133	NW33,35	1145	. 232	20.26
2136	NW36	11	. . 0	. .00
2137	NW37	517	. 163	31.53
2138	NW38	3	. . 1	33.33
2140	NW40	1039	. 301	28.97
2141	NW41,48	1912	. 280	14.64
2142	NW42	333	. 29	8.71
2143	NW43	154	. 46	29.87
2144	NW44	20	. . 3	15.00
2147	NW47	443	. 141	31.83
2149	NW49,52	1243	. 306	24.62
2150	NW50	87	. . 8	9.20
2151	NW51	811	. 191	23.55
2201	OAK1,6	1359	. 282	20.75
2202	OAK2,14	1834	. 446	24.32
2203	OAK3,23,28,29	1965	. 521	26.51
2204	OAK4,18,25 TSF4	1755	. 507	28.89
2205	OAK5	1355	. 371	27.38
2207	OAK7	1325	. 413	31.17
2208	OAK8,22	1948	. 618	31.72
2209	OAK9,24	1820	. 520	28.57
2210	OAK10,27	1775	. 447	25.18
2211	OAK11,16	1661	. 386	23.24
2213	OAK13	1726	. 416	24.10
2215	OAK15	2378	. 654	27.50
2217	OAK17,20	1875	. 592	31.57
2219	OAK19	2242	. 673	30.02
2221	OAK21,26	1947	. 585	30.05
2302	QUE2,14,22	1525	. 282	18.49
2303	QUE3	127	. 26	20.47
2304	QUE4	457	. 106	23.19
2306	QUE6	878	. 243	27.68
2307	QUE7	779	. 149	19.13
2308	QUE8	312	. 58	18.59
2310	QUE10	405	. 115	28.40
2311	QUE11,36	585	. 138	23.59
2312	QUE12	552	. 102	18.48
2313	QUE13,15,24,41,43	2298	. 477	20.76
2316	QUE16	454	. 92	20.26
2317	QUE17,40	850	. 211	24.82
2318	QUE18	913	. 178	19.50
2320	QUE20	22	. . 1	4.55
2321	QUE21	73	. 11	15.07
2323	QUE23	864	. 184	21.30
2325	QUE25,38	856	. 296	34.58
2328	QUE28,34	265	. 95	35.85
2329	QUE29	1447	. 285	19.70
2330	QUE30	126	. 21	16.67
2331	QUE31,47,48	861	. 172	19.98
2332	QUE32	299	. 110	36.79
2333	QUE33	436	. 117	26.83
2335	QUE35	707	. 285	40.31
2337	QUE37	1274	. 203	15.93
2339	QUE39	1143	. 251	21.96
2342	QUE42	601	. 204	33.94
2344	QUE44	866	. 291	33.60
2345	QUE45 WH11,41	1418	. 262	18.48
2346	QUE46	220	. 21	9.55
2349	QUE49	320	. 31	9.69
2350	QUE50	1	. . 0	. .00
2401	SF1	1032	. 143	13.86
2402	SF2,24	703	. 74	10.53
2403	SF3,22	789	. 87	11.03
2404	SF4	1456	. 103	7.07
2405	SF5,8,12,19,28	951	. 144	15.14
2406	SF6,9	1671	. 147	8.80
2407	SF7,33	1631	. 222	13.61
2410	SF10	1026	. 161	15.69
2411	SF11,17,21,27	1153	. 79	6.85
2413	SF13,14	1993	. 260	13.05
2415	SF15,16	1816	. 280	15.42
2418	SF18	1235	. 177	14.33
2420	SF20 SPL5	1830	. 238	13.01
2423	SF23,29	1085	. 100	9.22
2425	SF25	1133	. 147	12.97
2426	SF26	1	. . 0	. .00
2430	SF30	36	. . 5	13.89
2431	SF31,32	1386	. 186	13.42

2434	SF34,35	143	. 30	20.98
2501	SPL1	1706	. 256	15.01
2502	SPL2,25	1709	. 255	14.92
2503	SPL3	1883	. 204	10.83
2504	SPL4	1049	. 186	17.73
2507	SPL7	1634	. 281	17.20
2509	SPL9	15	. 3	20.00
2510	SPL10,27	1240	. 327	26.37
2511	SPL11	1770	. 337	19.04
2513	SPL13	1313	. 338	25.74
2514	SPL14,24	1865	. 402	21.55
2515	SPL15	1232	. 316	25.65
2516	SPL16	820	. 159	19.39
2517	SPL17,19,23	2148	. 374	17.41
2520	SPL20	335	. 76	22.69
2521	SPL21	663	. 166	25.04
2522	SPL22	1030	. 189	18.35
2528	SPL28	1076	. 278	25.84
2601	TSF1,9,20	2004	. 438	21.86
2602	TSF2	1081	. 344	31.82
2603	TSF3	2035	. 512	25.16
2605	TSF5,18	1312	. 401	30.56
2606	TSF6,8	2140	. 629	29.39
2610	TSF10,22	1308	. 344	26.30
2611	TSF11,12	2578	. 378	14.66
2613	TSF13,17	1890	. 540	28.57
2615	TSF15,27	1263	. 307	24.31
2616	TSF16	1925	. 508	26.39
2619	TSF19,23	1969	. 616	31.28
2621	TSF21	1264	. 339	26.82
2624	TSF24	1751	. 371	21.19
2625	TSF25,26	1859	. 502	27.00
2701	UNV1	670	. 180	26.87
2702	UNV2	67	. 7	10.45
2703	UNV3	198	. 42	21.21
2704	UNV4	1403	. 165	11.76
2705	UNV5	19	. 3	15.79
2706	UNV6,13	243	. 43	17.70
2707	UNV7,9,11	799	. 68	8.51
2708	UNV8	177	. 21	11.86
2710	UNV10	657	. 100	15.22
2712	UNV12	99	. 43	43.43
2714	UNV14	1410	. 185	13.12
2715	UNV15,16	1514	. 191	12.62
2717	UNV17	793	. 106	13.37
2718	UNV18	14	. 1	7.14
2719	UNV19	1279	. 235	18.37
2721	UNV21	563	. 122	21.67
2722	UNV22,35,38,42	1842	. 221	12.00
2723	UNV23,31	2258	. 416	18.42
2724	UNV24,29	1964	. 352	17.92
2725	UNV25,26	1443	. 244	16.91
2727	UNV27	1554	. 236	15.19
2728	UNV28,34,43	1305	. 176	13.49
2730	UNV30	434	. 103	23.73
2733	UNV33,39,40,44	1535	. 270	17.59
2736	UNV36	1414	. 289	20.44
2737	UNV37	824	. 82	9.95
2745	UNV45	403	. 93	23.08
2801	WH1	677	. 133	19.65
2802	WH2	170	. 58	34.12
2804	WH4,10,12	625	. 145	23.20
2805	WH5	55	. 16	29.09
2806	WH6	399	. 68	17.04
2807	WH7,28	713	. 178	24.96
2808	WH8	1477	. 378	25.59
2809	WH9	2267	. 513	22.63
2813	WH13	894	. 228	25.50
2814	WH14,17,25	1313	. 330	25.13
2815	WH15	587	. 109	18.57
2816	WH16,36	670	. 153	22.84
2818	WH18	286	. 41	14.34
2819	WH19	623	. 99	15.89
2820	WH20,22	1461	. 382	26.15
2821	WH21	1184	. 265	22.38
2824	WH24	532	. 129	24.25
2826	WH26	20	. 5	25.00
2827	WH27	1184	. 366	30.91
2829	WH29	247	. 56	22.67
2830	WH30	229	. 72	31.44
2831	WH31	1054	. 232	22.01
2832	WH32,38,46	671	. 100	14.90
2833	WH33	345	. 75	21.74
2834	WH34	1678	. 430	25.63
2835	WH35	577	. 136	23.57
2837	WH37	259	. 82	31.66
2839	WH39	201	. 42	20.90
2840	WH40	843	. 182	21.59
2843	WH43	485	. 108	22.27
2844	WH44	68	. 12	17.65

WITH 822 OF 822 REPORTING

		VOTES	PERCENT
ST. LOUIS COUNTY - PROPOSITION P			
**SALES TAX - POLICE & PUBLIC SAFETY**			
(Vote for ) 1			
01 = YES		102,221	63.18
02 = NO		59,572	36.82
	-----		
	01	02	
	-----	-----	
0101	AP1,2	93	51
0103	AP3,27 NRW2,29	67	44
0104	AP4,28 MID50	177	132
0105	AP5,18,21,39	123	54

0106	AP6,9,13,37	103	69
0107	AP7	24	15
0108	AP8,24	106	90
0110	AP10,36	80	37
0111	AP11,20	75	51
0112	AP12	47	21
0114	AP14 NOR27	26	27
0115	AP15	15	10
0116	AP16 NOR31	17	12
0117	AP17	329	172
0119	AP19	111	43
0122	AP22 MID7	40	30
0123	AP23	18	8
0125	AP25,48	8	6
0126	AP26 NW14	0	0
0129	AP29,35	28	14
0130	AP30	11	11
0131	AP31	128	91
0132	AP32	117	50
0133	AP33	50	38
0134	AP34 FER11,26	57	15
0138	AP38 NRW3,4	107	66
0140	AP40 MID56	168	103
0141	AP41 MHT17	80	56
0142	AP42	1	2
0143	AP43	30	17
0144	AP44	93	46
0145	AP45	22	16
0146	AP46	13	11
0147	AP47	1	1
0149	AP49	126	86
0150	AP50 NOR56	71	55
0151	AP51 NOR21	77	52
0201	BON1,2,4,18	907	450
0203	BON3	161	87
0205	BON5,36	394	247
0206	BON6	560	278
0207	BON7,8,22	530	276
0209	BON9	558	336
0210	BON10,25	360	133
0211	BON11,33	434	205
0212	BON12	540	257
0213	BON13,23,29	602	314
0214	BON14,17	81	26
0215	BON15	295	126
0216	BON16,20,35	189	126
0219	BON19 CLA15	444	195
0221	BON21	296	173
0224	BON24	205	128
0226	BON26	27	33
0227	BON27,34	308	186
0228	BON28	36	18
0230	BON30 MER43 QUE9	166	60
0231	BON31,32	670	286
0237	BON37	254	128
0238	BON38	231	107
0239	BON39	23	9
0240	BON40	0	0
0301	CC1	125	100
0302	CC2,7 MHT13,43	181	102
0303	CC3,5	131	60
0304	CC4,54	34	14
0306	CC6	153	109
0308	CC8	2	2
0309	CC9,11,16,21,28	176	132
0310	CC10	26	21
0312	CC12,13,22,51 MID1,13,28+	230	170
0314	CC14	200	137
0315	CC15 CLA16,26	137	92
0317	CC17	84	45
0318	CC18	0	0
0319	CC19,24	105	73
0320	CC20,59	208	137
0323	CC23	155	108
0325	CC25	59	32
0326	CC26	4	4
0327	CC27	211	117
0329	CC29 MR39	110	84
0330	CC30	9	6
0331	CC31	144	81
0332	CC32,56	11	9
0333	CC33,48,58	106	68
0334	CC34 CLA25,40	97	73
0335	CC35,50	227	95
0336	CC36,46	131	106
0337	CC37	22	11
0338	CC38,47	13	6
0339	CC39	9	11
0340	CC40	6	8
0341	CC41	65	21
0342	CC42,43,44	293	152
0345	CC45	6	5
0349	CC49	61	38
0352	CC52	33	15
0353	CC53	227	109
0355	CC55	51	31
0357	CC57 MID24	82	43
0401	CHE1	71	70
0402	CHE2	36	36
0403	CHE3,11	66	58
0404	CHE4	85	84
0405	CHE5,6	170	115
0407	CHE7,48,50,55	96	100
0408	CHE8,33	195	227
0409	CHE9	70	56
0410	CHE10	108	153

0412	CHE12	LAF31	184	195
0413	CHE13	,26	320	149
0414	CHE14		19	33
0415	CHE15	,16	249	301
0417	CHE17	,34,53	217	169
0418	CHE18		136	119
0419	CHE19		93	111
0420	CHE20	,25	204	129
0421	CHE21	WH23	323	192
0422	CHE22	LAF12	213	198
0423	CHE23		11	6
0424	CHE24		36	38
0427	CHE27		91	52
0428	CHE28		137	98
0429	CHE29		48	18
0430	CHE30		83	76
0431	CHE31	,32 LAF26	31	36
0435	CHE35	,47	17	5
0436	CHE36		7	15
0437	CHE37		102	120
0438	CHE38	,49,51 MER3	124	89
0439	CHE39	WH3	30	44
0440	CHE40		67	45
0441	CHE41		77	72
0442	CHE42	,45	226	208
0443	CHE43	,46,54 MER2,4,5	170	156
0444	CHE44	LAF1,30	239	252
0452	CHE52		2	0
0501	CLA1		146	100
0502	CLA2		42	36
0503	CLA3	,11	301	236
0504	CLA4		82	43
0505	CLA5	,43 UNV32,41	213	118
0506	CLA6		311	177
0507	CLA7		47	44
0508	CLA8	,44	132	109
0509	CLA9		36	28
0510	CLA10		19	4
0512	CLA12		39	39
0513	CLA13	,14,47	218	155
0517	CLA17	,27	7	12
0518	CLA18		1	1
0519	CLA19		9	17
0520	CLA20		107	71
0521	CLA21		75	94
0522	CLA22		99	79
0523	CLA23		152	102
0524	CLA24		48	38
0528	CLA28		26	16
0529	CLA29		6	4
0530	CLA30	,31	178	102
0532	CLA32		107	86
0533	CLA33		119	61
0534	CLA34		8	4
0535	CLA35		241	140
0536	CLA36		8	8
0537	CLA37		114	82
0538	CLA38	,39,41	264	156
0542	CLA42		50	40
0545	CLA45		64	50
0546	CLA46	,48	241	176
0549	CLA49		20	20
0550	CLA50		72	47
0551	CLA51		55	36
0552	CLA52		22	19
0601	CON1	GRA31	255	154
0602	CON2	GRA40	219	92
0603	CON3		133	55
0604	CON4		283	83
0605	CON5	GRA42	358	119
0606	CON6	,13,47,49,52	381	133
0607	CON7	,51	44	15
0608	CON8	,27,35	259	128
0609	CON9		151	73
0610	CON10	,53	350	133
0611	CON11		117	47
0612	CON12		0	0
0614	CON14		72	27
0615	CON15	,30,42	385	163
0616	CON16		79	41
0617	CON17	GRA25	170	88
0618	CON18		160	54
0619	CON19		5	0
0620	CON20		57	14
0621	CON21	,33,39	136	60
0622	CON22		156	45
0623	CON23	GRA43,44,45	195	110
0624	CON24	,28,44,46	266	165
0625	CON25		208	132
0626	CON26		16	11
0629	CON29		0	0
0631	CON31		106	59
0632	CON32		73	40
0634	CON34		69	27
0636	CON36		73	43
0637	CON37		49	15
0638	CON38		27	15
0640	CON40	,43,45	331	187
0641	CON41	TSF14	136	87
0648	CON48		7	4
0650	CON50		68	32
0701	FER1		72	44
0702	FER2		115	62
0703	FER3	,15	54	27
0704	FER4		14	12
0705	FER5		304	162

0706	FER6	27	11
0707	FER7	43	27
0708	FER8	121	48
0709	FER9	54	40
0710	FER10,39	23	11
0712	FER12,20,31,32 NRW25	532	221
0713	FER13	73	25
0714	FER14,43	39	27
0716	FER16	26	11
0717	FER17	28	22
0718	FER18	23	21
0719	FER19,45	171	103
0721	FER21,34,35	354	171
0722	FER22,46	166	106
0723	FER23	40	19
0724	FER24	49	35
0725	FER25	0	0
0727	FER27,41 NRW39	108	57
0728	FER28,30	112	58
0729	FER29 FLO10 SPL12,26	247	137
0733	FER33,38	421	198
0736	FER36	20	14
0737	FER37	181	105
0740	FER40	107	38
0742	FER42	97	51
0744	FER44	46	18
0801	FLO1 LC7	142	67
0802	FLO2,32	154	70
0803	FLO3	224	106
0804	FLO4	217	111
0805	FLO5	102	61
0806	FLO6,13	147	43
0807	FLO7,22,29	212	60
0808	FLO8	205	70
0809	FLO9	210	63
0811	FLO11	103	28
0812	FLO12	102	23
0814	FLO14	261	88
0815	FLO15 LC10	178	57
0816	FLO16	186	71
0817	FLO17 SPL18	217	104
0818	FLO18,23	190	96
0819	FLO19,24	189	100
0820	FLO20,31	212	72
0821	FLO21,27 LC27	201	62
0825	FLO25 LC18	13	10
0826	FLO26	51	42
0828	FLO28 LC16	46	15
0830	FLO30	55	40
0901	GRA1	31	33
0902	GRA2,8	40	18
0903	GRA3	3	4
0904	GRA4,36,38	346	252
0905	GRA5,46	528	334
0906	GRA6,27	238	205
0907	GRA7,19	297	104
0909	GRA9	166	101
0910	GRA10,12	24	25
0911	GRA11	137	87
0913	GRA13	58	55
0914	GRA14,41	170	94
0915	GRA15	261	126
0916	GRA16,21	263	134
0917	GRA17,20	252	186
0918	GRA18	228	91
0922	GRA22	347	137
0923	GRA23,30	0	1
0924	GRA24,37,47	220	164
0926	GRA26	155	80
0928	GRA28,29,32	439	366
0933	GRA33	111	39
0934	GRA34	13	12
0935	GRA35	19	10
0939	GRA39	12	6
0948	GRA48	1	0
1001	HAD1	193	169
1002	HAD2	14	13
1003	HAD3	36	33
1004	HAD4	3	5
1005	HAD5	26	26
1006	HAD6	98	65
1007	HAD7,24	59	51
1008	HAD8,9	187	193
1010	HAD10,11	82	101
1012	HAD12,17	118	116
1013	HAD13,20	35	35
1014	HAD14	69	78
1015	HAD15	90	68
1016	HAD16,34,35 UNV20	136	152
1018	HAD18	1	0
1019	HAD19	17	12
1021	HAD21,25,26,27	224	191
1022	HAD22,23	63	59
1028	HAD28,29	120	104
1030	HAD30	187	139
1031	HAD31	72	41
1032	HAD32	207	169
1033	HAD33	320	232
1101	JEF1	56	35
1102	JEF2,33	22	14
1103	JEF3	237	100
1104	JEF4	108	40
1105	JEF5,28	174	57
1106	JEF6	41	10
1107	JEF7,13,20	170	168
1108	JEF8	164	84

1109	JEF9	76	59
1110	JEF10	248	219
1111	JEF11	38	30
1112	JEF12,17	175	167
1114	JEF14	389	298
1115	JEF15	88	42
1116	JEF16	89	104
1118	JEF18,24	331	234
1119	JEF19,31	335	296
1121	JEF21	172	156
1122	JEF22,25,26	191	153
1123	JEF23,30	285	262
1127	JEF27	213	193
1129	JEF29	168	74
1132	JEF32	448	231
1134	JEF34	377	188
1135	JEF35	8	6
1136	JEF36	46	37
1137	JEF37	455	208
1202	LAF2	184	164
1203	LAF3	17	8
1204	LAF4	206	117
1205	LAF5,22,48	193	128
1206	LAF6,20,21	126	120
1207	LAF7,34,36	66	60
1208	LAF8,11,15	241	265
1209	LAF9	207	122
1210	LAF10,27,39	238	150
1213	LAF13	16	16
1214	LAF14,33	196	174
1216	LAF16	80	47
1217	LAF17	51	38
1218	LAF18	156	130
1219	LAF19	96	54
1223	LAF23	81	45
1224	LAF24	79	48
1225	LAF25	240	144
1228	LAF28	136	136
1229	LAF29	140	152
1232	LAF32	141	146
1235	LAF35	34	12
1237	LAF37	102	79
1238	LAF38	118	74
1240	LAF40	3	6
1241	LAF41,47	196	149
1242	LAF42	20	9
1243	LAF43	32	16
1244	LAF44 QUE27	17	11
1245	LAF45 QUE26	37	24
1246	LAF46 MR3	156	74
1301	LC1 NW6	93	29
1302	LC2	111	40
1303	LC3	101	49
1304	LC4 NW10	160	75
1305	LC5,19	165	71
1306	LC6	56	9
1308	LC8,25,31	213	78
1309	LC9	149	69
1311	LC11,13,23	237	87
1312	LC12,28,32	360	189
1314	LC14	132	63
1315	LC15	209	91
1317	LC17,22	313	158
1320	LC20	34	13
1321	LC21	182	91
1324	LC24	44	20
1326	LC26 SPL6	191	147
1329	LC29 NW7	221	61
1330	LC30 SPL8	236	106
1333	LC33	18	4
1401	LEM1	96	38
1402	LEM2	148	56
1403	LEM3,16,32,33 OAK12 TSF7	483	222
1404	LEM4,8	139	37
1405	LEM5,30	209	62
1406	LEM6	16	7
1407	LEM7	104	42
1409	LEM9,17,29	295	105
1410	LEM10	101	40
1411	LEM11,20	98	39
1412	LEM12	72	29
1413	LEM13	210	91
1414	LEM14	40	20
1415	LEM15	234	107
1418	LEM18	7	3
1419	LEM19	8	1
1421	LEM21	148	54
1422	LEM22,24	358	133
1423	LEM23,31	245	133
1425	LEM25,26	26	10
1427	LEM27	25	5
1428	LEM28	20	7
1501	MER1,15	16	5
1506	MER6,40	36	22
1507	MER7,9	7	8
1508	MER8	89	52
1510	MER10,28	50	33
1511	MER11,41	61	48
1512	MER12,33	237	112
1513	MER13,19	686	221
1514	MER14	0	0
1516	MER16	2	0
1517	MER17	357	100
1518	MER18	206	74
1520	MER20,46	55	25
1521	MER21 WH42,47	17	5



1522	MER22	243	91
1523	MER23	400	171
1524	MER24,31	438	198
1525	MER25,26,32	362	169
1527	MER27	70	25
1529	MER29 QUE19	168	81
1530	MER30	138	21
1534	MER34 WH45	241	115
1535	MER35	0	1
1536	MER36	104	60
1537	MER37,38	375	192
1539	MER39,48	3	2
1542	MER42	311	128
1544	MER44	1	0
1545	MER45	53	45
1547	MER47	42	34
1601	MHT1,4	127	128
1602	MHT2,5,7,26	272	293
1603	MHT3,24 MR50	153	195
1606	MHT6,14,49	189	150
1608	MHT8,28	90	31
1609	MHT9	133	108
1610	MHT10,21,25,31,33,40	204	124
1611	MHT11,23	236	138
1612	MHT12	4	2
1615	MHT15,22 NW53	320	191
1616	MHT16	0	1
1618	MHT18	0	0
1619	MHT19,27	190	233
1620	MHT20,48	142	99
1629	MHT29,57	10	11
1630	MHT30,45,47,52	23	22
1632	MHT32	16	7
1634	MHT34	215	161
1635	MHT35,56	95	94
1636	MHT36,38	103	50
1637	MHT37	0	1
1639	MHT39 MR52	64	63
1641	MHT41	25	19
1642	MHT42	68	44
1644	MHT44	7	0
1646	MHT46	4	1
1650	MHT50	88	66
1651	MHT51	17	9
1653	MHT53	17	21
1654	MHT54	1	0
1655	MHT55	20	13
1658	MHT58	3	2
1659	MHT59	0	0
1702	MID2	218	150
1703	MID3,12	145	105
1704	MID4	86	57
1705	MID5	91	80
1706	MID6	43	34
1708	MID8	41	24
1709	MID9	99	72
1710	MID10	25	17
1711	MID11,35,61	118	78
1714	MID14 NOR23	125	103
1715	MID15	51	31
1716	MID16,41,54	191	152
1717	MID17,29,34,36,37,44,45+	353	231
1718	MID18	73	44
1719	MID19	10	4
1720	MID20	6	5
1721	MID21 NOR53	24	26
1722	MID22	44	38
1723	MID23	68	39
1725	MID25	14	7
1726	MID26	5	3
1727	MID27	62	49
1730	MID30	36	25
1731	MID31	0	0
1732	MID32	7	2
1733	MID33,59	56	22
1738	MID38	1	6
1742	MID42	122	71
1743	MID43	125	88
1746	MID46	41	33
1747	MID47	43	15
1752	MID52	34	24
1753	MID53	34	40
1755	MID55	35	20
1757	MID57,58	11	15
1760	MID60	0	0
1801	MR1,11	286	135
1802	MR2	12	3
1804	MR4	91	77
1805	MR5,28	203	142
1806	MR6	219	130
1807	MR7	73	52
1808	MR8,12,15,24,41,47	287	191
1809	MR9	15	21
1810	MR10,17,23	115	107
1813	MR13,55	115	120
1814	MR14	43	36
1816	MR16	174	175
1818	MR18,20,32,38	277	306
1819	MR19,22	522	247
1821	MR21 QUE1,5	126	70
1825	MR25	172	117
1826	MR26,36	157	102
1827	MR27	275	156
1829	MR29	71	53
1830	MR30	52	33
1831	MR31,51	158	127

1833	MR33, 54	72	38
1834	MR34	136	71
1835	MR35	137	62
1837	MR37, 49	224	142
1840	MR40	33	19
1842	MR42	34	13
1843	MR43	66	50
1844	MR44	121	72
1845	MR45, 53	66	31
1846	MR46	78	72
1848	MR48	114	75
1856	MR56	10	9
1857	MR57	96	50
1858	MR58	193	132
1859	MR59	2	0
1901	NOR1	68	22
1902	NOR2	78	49
1903	NOR3	78	53
1904	NOR4	56	19
1905	NOR5	90	36
1906	NOR6	121	62
1907	NOR7	135	101
1908	NOR8	0	0
1909	NOR9	60	32
1910	NOR10	48	19
1911	NOR11	113	67
1912	NOR12	97	57
1913	NOR13	23	18
1914	NOR14	44	39
1915	NOR15	101	79
1916	NOR16	98	60
1917	NOR17	0	0
1918	NOR18	56	43
1919	NOR19	24	8
1920	NOR20	10	10
1922	NOR22	24	13
1924	NOR24	25	29
1925	NOR25, 43	47	33
1926	NOR26	143	67
1928	NOR28	9	3
1929	NOR29	173	136
1930	NOR30	158	100
1932	NOR32	30	13
1933	NOR33	20	13
1934	NOR34	0	0
1935	NOR35, 49	2	2
1936	NOR36	38	17
1937	NOR37	70	28
1938	NOR38	0	0
1939	NOR39	67	45
1940	NOR40	16	9
1941	NOR41	44	39
1942	NOR42	101	46
1944	NOR44	51	35
1945	NOR45	88	42
1946	NOR46, 54	29	20
1947	NOR47	0	0
1948	NOR48, 51	49	37
1950	NOR50	46	33
1952	NOR52	2	1
1955	NOR55	124	78
2001	NRW1	6	4
2005	NRW5, 6	46	50
2007	NRW7, 17	241	167
2008	NRW8, 15	11	3
2009	NRW9	6	1
2010	NRW10, 11	238	137
2012	NRW12, 20, 24, 38	38	16
2013	NRW13	66	40
2014	NRW14, 34	10	2
2016	NRW16	0	0
2018	NRW18	50	31
2019	NRW19	205	140
2021	NRW21	137	119
2022	NRW22	19	8
2023	NRW23	27	16
2026	NRW26	50	32
2027	NRW27	3	5
2028	NRW28, 32	49	24
2030	NRW30, 36	66	40
2031	NRW31	3	0
2033	NRW33	4	4
2035	NRW35	7	5
2037	NRW37	72	42
2040	NRW40	8	11
2041	NRW41	24	10
2042	NRW42	105	75
2043	NRW43	76	24
2044	NRW44	44	22
2045	NRW45	0	0
2046	NRW46	41	22
2047	NRW47	78	53
2048	NRW48	45	18
2049	NRW49	14	6
2050	NRW50, 51	48	29
2101	NW1	260	118
2102	NW2	189	81
2103	NW3, 28	121	58
2104	NW4	73	30
2105	NW5	0	0
2108	NW8	149	45
2109	NW9	84	38
2111	NW11	113	52
2112	NW12, 39	120	66
2113	NW13	175	86
2115	NW15	25	20

2116	NW16,27,31	72	34
2117	NW17	0	0
2118	NW18	97	49
2119	NW19	35	29
2120	NW20	91	52
2121	NW21	6	1
2122	NW22,46	195	97
2123	NW23,34,45	200	94
2124	NW24	1	2
2125	NW25	10	5
2126	NW26	15	3
2129	NW29	14	17
2130	NW30	3	2
2132	NW32	86	33
2133	NW33,35	164	66
2136	NW36	0	0
2137	NW37	114	48
2138	NW38	0	1
2140	NW40	207	94
2141	NW41,48	209	68
2142	NW42	23	6
2143	NW43	27	18
2144	NW44	1	2
2147	NW47	85	55
2149	NW49,52	163	141
2150	NW50	7	1
2151	NW51	122	69
2201	OAK1,6	202	79
2202	OAK2,14	324	120
2203	OAK3,23,28,29	329	192
2204	OAK4,18,25 TSF4	341	165
2205	OAK5	242	127
2207	OAK7	267	145
2208	OAK8,22	428	188
2209	OAK9,24	355	162
2210	OAK10,27	315	129
2211	OAK11,16	268	117
2213	OAK13	289	124
2215	OAK15	433	219
2217	OAK17,20	413	178
2219	OAK19	484	186
2221	OAK21,26	413	172
2302	QUE2,14,22	174	107
2303	QUE3	12	14
2304	QUE4	64	41
2306	QUE6	185	57
2307	QUE7	94	54
2308	QUE8	36	22
2310	QUE10	56	59
2311	QUE11,36	104	34
2312	QUE12	77	25
2313	QUE13,15,24,41,43	310	166
2316	QUE16	59	33
2317	QUE17,40	146	64
2318	QUE18	106	71
2320	QUE20	1	0
2321	QUE21	10	1
2323	QUE23	111	72
2325	QUE25,38	213	79
2328	QUE28,34	56	38
2329	QUE29	170	115
2330	QUE30	14	7
2331	QUE31,47,48	114	55
2332	QUE32	81	29
2333	QUE33	86	31
2335	QUE35	183	98
2337	QUE37	127	74
2339	QUE39	178	73
2342	QUE42	149	53
2344	QUE44	189	98
2345	QUE45 WH11,41	181	80
2346	QUE46	12	9
2349	QUE49	20	11
2350	QUE50	0	0
2401	SF1	98	45
2402	SF2,24	47	27
2403	SF3,22	52	34
2404	SF4	55	48
2405	SF5,8,12,19,28	103	41
2406	SF6,9	83	63
2407	SF7,33	142	79
2410	SF10	101	59
2411	SF11,17,21,27	56	23
2413	SF13,14	148	109
2415	SF15,16	182	98
2418	SF18	115	62
2420	SF20 SPL5	141	95
2423	SF23,29	65	35
2425	SF25	106	41
2426	SF26	0	0
2430	SF30	3	2
2431	SF31,32	129	55
2434	SF34,35	17	12
2501	SPL1	184	70
2502	SPL2,25	162	92
2503	SPL3	114	89
2504	SPL4	107	76
2507	SPL7	175	104
2509	SPL9	2	1
2510	SPL10,27	195	131
2511	SPL11	216	120
2513	SPL13	190	147
2514	SPL14,24	273	129
2515	SPL15	181	135
2516	SPL16	122	37
2517	SPL17,19,23	228	144

2520	SPL20	49	27
2521	SPL21	115	48
2522	SPL22	123	64
2528	SPL28	180	94
2601	TSF1,9,20	263	171
2602	TSF2	229	112
2603	TSF3	398	111
2605	TSF5,18	274	123
2606	TSF6,8	383	245
2610	TSF10,22	223	121
2611	TSF11,12	272	106
2613	TSF13,17	368	170
2615	TSF15,27	206	101
2616	TSF16	348	159
2619	TSF19,23	410	204
2621	TSF21	205	133
2624	TSF24	265	105
2625	TSF25,26	324	177
2701	UNV1	104	67
2702	UNV2	4	3
2703	UNV3	21	21
2704	UNV4	84	78
2705	UNV5	3	0
2706	UNV6,13	20	22
2707	UNV7,9,11	44	24
2708	UNV8	18	3
2710	UNV10	50	46
2712	UNV12	14	24
2714	UNV14	85	99
2715	UNV15,16	95	93
2717	UNV17	49	57
2718	UNV18	0	1
2719	UNV19	128	106
2721	UNV21	77	37
2722	UNV22,35,38,42	115	104
2723	UNV23,31	213	199
2724	UNV24,29	181	168
2725	UNV25,26	131	110
2727	UNV27	124	111
2728	UNV28,34,43	87	87
2730	UNV30	65	34
2733	UNV33,39,40,44	130	138
2736	UNV36	168	115
2737	UNV37	29	49
2745	UNV45	54	34
2801	WH1	77	56
2802	WH2	36	22
2804	WH4,10,12	98	47
2805	WH5	2	14
2806	WH6	45	21
2807	WH7,28	129	49
2808	WH8	258	120
2809	WH9	370	140
2813	WH13	171	56
2814	WH14,17,25	208	119
2815	WH15	66	43
2816	WH16,36	92	61
2818	WH18	33	7
2819	WH19	58	40
2820	WH20,22	239	143
2821	WH21	170	94
2824	WH24	83	46
2826	WH26	4	1
2827	WH27	216	150
2829	WH29	47	9
2830	WH30	58	12
2831	WH31	127	103
2832	WH32,38,46	75	25
2833	WH33	47	28
2834	WH34	317	112
2835	WH35	75	59
2837	WH37	52	30
2839	WH39	32	10
2840	WH40	116	66
2843	WH43	79	29
2844	WH44	9	3

WITH 30 OF 30 REPORTING

	VOTES	PERCENT
MAYOR BALLWIN		
(Vote for ) 1		
01 = TIM POGUE	4,424	97.60
02 = INVALID WRITE-IN	109	2.40

	01	02	
1204	LAF4	284	6
1205	LAF5,22,48	282	3
1207	LAF7,34,36	112	0
1209	LAF9	279	10
1210	LAF10,27,39	323	6
1213	LAF13	25	1
1216	LAF16	108	2
1217	LAF17	78	1
1218	LAF18	247	9
1219	LAF19	130	4
1223	LAF23	109	1
1224	LAF24	110	1
1225	LAF25	331	5
1235	LAF35	43	1
1238	LAF38	169	5
1240	LAF40	7	1
1243	LAF43	29	4
1512	MER12,33	302	9
1527	MER27	82	1

1534 MER34 WH45	306	9
1536 MER36	142	2
2806 WH6	59	2
2815 WH15	90	3
2824 WH24	110	2
2829 WH29	53	1
2832 WH32,38,46	84	3
2833 WH33	61	2
2834 WH34	373	12
2843 WH43	85	3
2844 WH44	11	0

WITH 6 OF 6 REPORTING

		VOTES	PERCENT
ALDERPERSON BALLWIN WARD 1			
(Vote for ) 1			
01 = JIMMY TERBROCK		831	96.74
02 = INVALID WRITE-IN		28	3.26
		-----	
01	02		
		-----	
1209 LAF9	272	8	
1213 LAF13	25	1	
1218 LAF18	236	10	
1219 LAF19	125	1	
2815 WH15	87	5	
2832 WH32,38,46	86	3	

WITH 7 OF 7 REPORTING

		VOTES	PERCENT
ALDERPERSON BALLWIN WARD 2			
(Vote for ) 1			
01 = MARK R. STALLMANN		1,014	97.22
02 = INVALID WRITE-IN		29	2.78
		-----	
01	02		
		-----	
1210 LAF10,27,39	320	3	
1223 LAF23	94	9	
1238 LAF38	169	6	
1243 LAF43	38	2	
1534 MER34 WH45	291	7	
2843 WH43	91	2	
2844 WH44	11	0	

WITH 9 OF 9 REPORTING

		VOTES	PERCENT
ALDERPERSON BALLWIN WARD 3			
(Vote for ) 1			
01 = JIM LEAHY		1,317	99.10
02 = INVALID WRITE-IN		12	.90
		-----	
01	02		
		-----	
1204 LAF4	277	1	
1205 LAF5,22,48	274	3	
1207 LAF7,34,36	108	0	
1216 LAF16	108	0	
1217 LAF17	80	0	
1224 LAF24	105	2	
1225 LAF25	319	4	
1235 LAF35	40	1	
1240 LAF40	6	1	

WITH 8 OF 8 REPORTING

		VOTES	PERCENT			VOTES	PERCENT
ALDERPERSON BALLWIN WARD 4							
(Vote for ) 1							
01 = ROSS BULLINGTON		590	51.85	03 = TERICA DONNELLY		210	18.45
02 = BRANT HARBER		334	29.35	04 = INVALID WRITE-IN		4	.35
		-----				-----	
01	02	03	04				
		-----					
1512 MER12,33	134	106	48	2			
1527 MER27	27	35	15	0			
1536 MER36	61	40	23	0			
2806 WH6	15	12	32	1			
2824 WH24	59	34	20	0			
2829 WH29	19	17	8	0			
2833 WH33	28	19	14	0			
2834 WH34	247	71	50	1			

WITH 1 OF 1 REPORTING

		VOTES	PERCENT
ALDERMEN BEL NOR WARD 1			
(Vote for ) 1			
01 = CHARLEE McBRIDE		127	93.38
02 = INVALID WRITE-IN		9	6.62
		-----	
01	02		
		-----	
1915 NOR15	127	9	

WITH 1 OF 1 REPORTING

		VOTES	PERCENT
ALDERMEN BEL NOR WARD 2			
(Vote for ) 1			
01 = JAN NELSON		175	95.63
02 = INVALID WRITE-IN		8	4.37
		-----	

	01	02
1955 NOR55	175	8

	VOTES	PERCENT	WITH 1 OF 1 REPORTING	VOTES	PERCENT
ALDERMEN BEL-RIDGE WARD 1 (Vote for ) 1 01 = CATHERINE (CATHY) RAGLAND 02 = KAREN NELSON	18 22	45.00 55.00	03 = INVALID WRITE-IN	0	

	01	02	03
0145 AP45	18	22	0

	VOTES	PERCENT	WITH 1 OF 1 REPORTING	VOTES	PERCENT
ALDERMEN BEL-RIDGE WARD 2 (Vote for ) 1 01 = REGINALD BROWN 02 = JEROME C. ROBINSON	67 58	53.17 46.03	03 = INVALID WRITE-IN	1	.79

	01	02	03
0150 AP50 NOR56	67	58	1

	VOTES	PERCENT	WITH 2 OF 2 REPORTING	VOTES	PERCENT
ALDERMEN BEL-RIDGE WARD 3 (Vote for ) 1 01 = ROBBIN R. RUSSELL 02 = GORDON C. BROCK	71 58	55.04 44.96	03 = INVALID WRITE-IN	0	

	01	02	03
0151 AP51 NOR21 1938 NOR38	71 0	58 0	0 0

	VOTES	PERCENT	WITH 1 OF 1 REPORTING	VOTES	PERCENT
ALDERPERSON BELLA VILLA WARD 1 (Vote for ) 1 01 = JOHN FRANKLIN 02 = INVALID WRITE-IN	33 1	97.06 2.94			

	01	02
1425 LEM25,26	33	1

	VOTES	PERCENT	WITH 1 OF 1 REPORTING	VOTES	PERCENT
ALDERPERSON BELLA VILLA WARD 2 (Vote for ) 1 01 = CINDY SCHWEGMANN 02 = INVALID WRITE-IN	24 2	92.31 7.69			

	01	02
1427 LEM27	24	2

	VOTES	PERCENT	WITH 1 OF 1 REPORTING	VOTES	PERCENT
ALDERPERSON BELLA VILLA WARD 3 (Vote for ) 1 01 = MARY KAREN SIKORSKI 02 = INVALID WRITE-IN	23 0	100.00			

	01	02
1428 LEM28	23	0

	VOTES	PERCENT	WITH 3 OF 3 REPORTING	VOTES	PERCENT
BELLA VILLA - PROPOSITION A **FORGO ANNUAL ELECTIONS** (Vote for ) 1 01 = YES 02 = NO	53 39	57.61 42.39			

	01	02
1425 LEM25,26	23	13
1427 LEM27	16	13
1428 LEM28	14	13

	VOTES	PERCENT	WITH 1 OF 1 REPORTING	VOTES	PERCENT
ALDERMEN BELLERIVE ACRES (Vote for ) 2 01 = TOM KIELY 02 = NANCY M. HARTMAN	39 58	27.66 41.13	03 = CHERYL MILTON ROBERTS 04 = INVALID WRITE-IN	43 1	30.50 .71

	01	02	03	04
1914 NOR14	39	58	43	1

WITH 2 OF 2 REPORTING

	VOTES	PERCENT
MAYOR BEVERLY HILLS (Vote for ) 1		
01 = BRIAN K. JACKSON	62	92.54
02 = INVALID WRITE-IN	5	7.46
	-----	
	01	02
	-----	
1922 NOR22	32	1
1933 NOR33	30	4

	VOTES	PERCENT	WITH 1 OF 1 REPORTING
ALDERPERSON BEVERLY HILLS WARD 1 (Vote for ) 1			
01 = MARY PATTERSON	31	96.88	
02 = INVALID WRITE-IN	1	3.13	
	-----		
	01	02	
	-----		
1933 NOR33	31	1	

	VOTES	PERCENT	WITH 1 OF 1 REPORTING
ALDERPERSON BEVERLY HILLS WARD 2 (Vote for ) 1			
01 = ROBERTA OUSLEY	33	97.06	
02 = INVALID WRITE-IN	1	2.94	
	-----		
	01	02	
	-----		
1922 NOR22	33	1	

	VOTES	PERCENT	WITH 6 OF 6 REPORTING
TREASURER BLACK JACK (Vote for ) 1			
01 = ANN L. WRIGHT	868	99.20	
02 = INVALID WRITE-IN	7	.80	
	-----		
	01	02	
	-----		
0717 FER17	46	1	
0718 FER18	38	0	
0719 FER19,45	238	1	
2515 SPL15	259	2	
2521 SPL21	125	1	
2522 SPL22	162	2	

	VOTES	PERCENT	WITH 1 OF 1 REPORTING	VOTES	PERCENT
COUNCIL MEMBER BLACK JACK WARD 1 (Vote for ) 1					
01 = RICK STEIGERWALD	155	56.36			
02 = VERONICA PATTON	120	43.64	03 = INVALID WRITE-IN	0	
	-----				
	01	02	03		
	-----				
0719 FER19,45	155	120	0		

	VOTES	PERCENT	WITH 2 OF 2 REPORTING
COUNCIL MEMBER BLACK JACK WARD 2 (Vote for ) 1			
01 = CARMEN WATKINS-AUSTELL	160	97.56	
02 = INVALID WRITE-IN	4	2.44	
	-----		
	01	02	
	-----		
0717 FER17	46	1	
2521 SPL21	114	3	

	VOTES	PERCENT	WITH 1 OF 1 REPORTING	VOTES	PERCENT
COUNCIL MEMBER BLACK JACK WARD 3 (Vote for ) 1					
01 = LEO SIMMONS	46	14.84	03 = ARLENE V. McCLENDON	118	38.06
02 = ABDURAEQB (AJ) WHITE	144	46.45	04 = INVALID WRITE-IN	2	.65
	-----				
	01	02	03	04	
	-----				
2515 SPL15	46	144	118	2	

	VOTES	PERCENT	WITH 2 OF 2 REPORTING	VOTES	PERCENT
COUNCIL MEMBER BLACK JACK WARD 4 (Vote for ) 1					
01 = RODNEY C. GRADY	149	65.93	03 = MICHAEL E. STARKS, SR.	23	10.18
02 = RONALD POINTER	54	23.89	04 = INVALID WRITE-IN	0	
	-----				
	01	02	03	04	
	-----				
0718 FER18	12	25	3	0	
2522 SPL22	137	29	20	0	

	VOTES	PERCENT	WITH 1 OF 1 REPORTING
COUNCIL MEMBER BRECKENRIDGE HILLS WARD 1			

(Vote for ) 1  
 01 = KEN SIMPSON 43 93.48  
 02 = INVALID WRITE-IN 3 6.52

-----  
 01 02  
 -----

1721 MID21 NOR53 43 3

=====

				VOTES PERCENT		WITH 1 OF 1 REPORTING		VOTES PERCENT	
COUNCIL MEMBER BRECKENRIDGE HILLS WARD 2									
(Vote for ) 1									
01 = DONALD CATLIN, JR.				46	85.19				
02 = CAMERON JOHNSON				8	14.81	03 = INVALID WRITE-IN		0	

-----  
 01 02 03  
 -----

1747 MID47 46 8 0

=====

				VOTES PERCENT		WITH 1 OF 1 REPORTING		VOTES PERCENT	
COUNCIL MEMBER BRECKENRIDGE HILLS WARD 3									
(Vote for ) 1									
01 = GEORGE BEEMAN				64	94.12				
02 = INVALID WRITE-IN				4	5.88				

-----  
 01 02  
 -----

1722 MID22 64 4

=====

				VOTES PERCENT		WITH 1 OF 1 REPORTING		VOTES PERCENT	
COUNCIL MEMBER BRECKENRIDGE HILLS WARD 4									
(Vote for ) 1									
01 = SHERYL GLADNEY				53	75.71				
02 = SHANE PELLERIN				17	24.29	03 = INVALID WRITE-IN		0	

-----  
 01 02 03  
 -----

0122 AP22 MID7 53 17 0

=====

				VOTES PERCENT		WITH 6 OF 6 REPORTING		VOTES PERCENT	
MAYOR BRENTWOOD									
(Vote for ) 1									
01 = CHRISTOPHER A. THORNTON				893	52.81				
02 = BARBARA B. CLEMENTS				784	46.36	03 = INVALID WRITE-IN		14	.83

-----  
 01 02 03  
 -----

0510 CLA10 15 7 0  
 0530 CLA30,31 123 144 3  
 0532 CLA32 76 119 0  
 0535 CLA35 228 146 6  
 0538 CLA38,39,41 231 178 1  
 0546 CLA46,48 220 190 4

=====

				VOTES PERCENT		WITH 6 OF 6 REPORTING		VOTES PERCENT	
MUNICIPAL JUDGE BRENTWOOD									
(Vote for ) 1									
01 = PATRICK DIGNAM				1,375	98.28				
02 = INVALID WRITE-IN				24	1.72				

-----  
 01 02  
 -----

0510 CLA10 15 0  
 0530 CLA30,31 233 3  
 0532 CLA32 153 1  
 0535 CLA35 309 8  
 0538 CLA38,39,41 331 4  
 0546 CLA46,48 334 8

=====

				VOTES PERCENT		WITH 2 OF 2 REPORTING		VOTES PERCENT	
ALDERPERSON BRENTWOOD WARD 1									
(Vote for ) 1									
01 = DAVID PLUFKA				477	95.98				
02 = INVALID WRITE-IN				20	4.02				

-----  
 01 02  
 -----

0532 CLA32 160 5  
 0535 CLA35 317 15

=====

				VOTES PERCENT		WITH 1 OF 1 REPORTING		VOTES PERCENT	
ALDERPERSON BRENTWOOD WARD 2									
(Vote for ) 1									
01 = BRANDON WEGGE				351	98.04				
02 = INVALID WRITE-IN				7	1.96				

-----  
 01 02  
 -----

0538 CLA38,39,41 351 7

=====

				VOTES PERCENT		WITH 2 OF 2 REPORTING		VOTES PERCENT	
ALDERPERSON BRENTWOOD WARD 2									
(Vote for ) 1									
01 = BRANDON WEGGE				351	98.04				
02 = INVALID WRITE-IN				7	1.96				



ALDERPERSON BRENTWOOD WARD 3  
 (Vote for ) 1  
 01 = STEVE LOCHMOELLER 382 98.20  
 02 = INVALID WRITE-IN 7 1.80

01	02
----	----

0510 CLA10 20 0  
 0546 CLA46,48 362 7

WITH 1 OF 1 REPORTING

ALDERPERSON BRENTWOOD WARD 4  
 (Vote for ) 1  
 01 = THOMAS KRAMER 230 95.83  
 02 = INVALID WRITE-IN 10 4.17

01	02
----	----

0530 CLA30,31 230 10

WITH 20 OF 20 REPORTING

MUNICIPAL JUDGE BRIDGETON  
 (Vote for ) 1  
 01 = JOSEPH W. LARREW 1,528 98.64  
 02 = INVALID WRITE-IN 21 1.36

01	02
----	----

0112 AP12 56 2  
 0117 AP17 401 9  
 0123 AP23 16 1  
 0126 AP26 NW14 0 0  
 0129 AP29,35 37 2  
 0142 AP42 1 0  
 0147 AP47 2 0  
 2103 NW3,28 158 0  
 2111 NW11 144 2  
 2112 NW12,39 158 0  
 2116 NW16,27,31 91 1  
 2117 NW17 0 0  
 2126 NW26 15 0  
 2132 NW32 91 1  
 2137 NW37 129 1  
 2142 NW42 22 0  
 2143 NW43 36 1  
 2144 NW44 2 0  
 2150 NW50 6 0  
 2151 NW51 163 1

WITH 6 OF 6 REPORTING

COUNCIL MEMBER BRIDGETON WARD 1  
 (Vote for ) 1  
 01 = ROBERT R. (BOB) SAETTELE 199 97.07  
 02 = INVALID WRITE-IN 6 2.93

01	02
----	----

0112 AP12 59 2  
 0123 AP23 17 1  
 0126 AP26 NW14 0 0  
 0129 AP29,35 37 0  
 0147 AP47 2 0  
 2116 NW16,27,31 84 3

WITH 4 OF 4 REPORTING

COUNCIL MEMBER BRIDGETON WARD 2  
 (Vote for ) 1  
 01 = JERRY GRIMMER 317 97.84  
 02 = INVALID WRITE-IN 7 2.16

01	02
----	----

2132 NW32 94 2  
 2142 NW42 22 1  
 2143 NW43 37 1  
 2151 NW51 164 3

WITH 6 OF 6 REPORTING

COUNCIL MEMBER BRIDGETON WARD 3  
 (Vote for ) 1  
 01 = FERD FETSCH 497 99.40  
 02 = INVALID WRITE-IN 3 .60

01	02
----	----

2103 NW3,28 167 1  
 2111 NW11 149 1  
 2112 NW12,39 173 1  
 2117 NW17 0 0  
 2144 NW44 2 0  
 2150 NW50 6 0

WITH 4 OF 4 REPORTING

COUNCIL MEMBER BRIDGETON WARD 4

(Vote for ) 1  
 01 = JONI NORRIS 557 97.38  
 02 = INVALID WRITE-IN 15 2.62

-----  
 01 02  
 -----

0117 AP17 418 10  
 0142 AP42 2 0  
 2126 NW26 14 1  
 2137 NW37 123 4

WITH 2 OF 2 REPORTING

MAYOR CALVERTON PARK  
 (Vote for ) 1  
 01 = JAMES A. PAUNOVICH 144 97.30  
 02 = INVALID WRITE-IN 4 2.70

-----  
 01 02  
 -----

0713 FER13 89 2  
 0744 FER44 55 2

WITH 1 OF 1 REPORTING

ALDERMEN CALVERTON PARK WARD 1  
 (Vote for ) 1  
 01 = TANDRA McWRIGHT 55 96.49  
 02 = INVALID WRITE-IN 2 3.51

-----  
 01 02  
 -----

0744 FER44 55 2

WITH 1 OF 1 REPORTING

ALDERMEN CALVERTON PARK WARD 2  
 (Vote for ) 1  
 01 = LESLIE FOGARTY 86 97.73  
 02 = INVALID WRITE-IN 2 2.27

-----  
 01 02  
 -----

0713 FER13 86 2

WITH 1 OF 1 REPORTING

		VOTES	PERCENT			VOTES	PERCENT
TRUSTEE CHAMP (Vote for ) 5							
01 = J. SCOTT FOWLER		6	19.35	04 = CLINTON DAVID HOOKER		7	22.58
02 = KENNETH A. LAMAAR		6	19.35	05 = KATHERINE JEAN HOOKER		6	19.35
03 = JAMES J. GERLING		6	19.35	06 = INVALID WRITE-IN		0	

-----  
 01 02 03 04 05 06  
 -----

2121 NW21 6 6 6 7 6 0

WITH 3 OF 3 REPORTING

MAYOR CHARLACK  
 (Vote for ) 1  
 01 = MARK CHAMBERLAIN 107 95.54  
 02 = INVALID WRITE-IN 5 4.46

-----  
 01 02  
 -----

1925 NOR25,43 65 3  
 1932 NOR32 39 2  
 1952 NOR52 3 0

WITH 2 OF 2 REPORTING

ALDERPERSON CHARLACK WARD 1  
 (Vote for ) 1  
 01 = ROBERT (BOB) TERRY 40 93.02  
 02 = INVALID WRITE-IN 3 6.98

-----  
 01 02  
 -----

1932 NOR32 37 3  
 1952 NOR52 3 0

WITH 1 OF 1 REPORTING

ALDERPERSON CHARLACK WARD 2  
 (Vote for ) 1  
 01 = NO CANDIDATE FILED 0  
 02 = \*SEE OFFICIAL WRITE-IN REPORT 10 100.00

-----  
 01 02  
 -----

1925 NOR25,43 0 10

WITH 3 OF 3 REPORTING

CHARLACK - PROPOSITION A  
 \*\*BUSINESS LICENSE FEE\*\*  
 (Vote for ) 1

VOTES PERCENT

01 = YES 72 57.60  
 02 = NO 53 42.40

-----  
 01 02  
 -----

1925 NOR25,43 45 34  
 1932 NOR32 26 17  
 1952 NOR52 1 2

=====

MAYOR CHESTERFIELD  
 (Vote for ) 1  
 01 = BOB NATION 5,715 59.72  
 02 = RANDY LOGAN 3,824 39.96

WITH 33 OF 33 REPORTING  
 03 = INVALID WRITE-IN 30 .31

-----  
 01 02 03  
 -----

0402 CHE2 45 24 0  
 0408 CHE8,33 262 149 2  
 0410 CHE10 162 93 2  
 0412 CHE12 LAF31 244 126 5  
 0414 CHE14 37 14 0  
 0415 CHE15,16 354 180 1  
 0418 CHE18 130 121 1  
 0419 CHE19 117 86 2  
 0422 CHE22 LAF12 218 188 1  
 0430 CHE30 105 51 0  
 0431 CHE31,32 LAF26 32 30 0  
 0437 CHE37 157 58 0  
 0441 CHE41 96 48 0  
 0442 CHE42,45 297 130 0  
 0444 CHE44 LAF1,30 267 219 3  
 0452 CHE52 0 2 0  
 1206 LAF6,20,21 151 82 1  
 1208 LAF8,11,15 244 254 0  
 1214 LAF14,33 191 169 1  
 1228 LAF28 156 108 1  
 1229 LAF29 167 124 0  
 1232 LAF32 152 133 0  
 1237 LAF37 100 76 2  
 1241 LAF41,47 223 112 1  
 1601 MHT1,4 170 87 0  
 1602 MHT2,5,7,26 329 227 1  
 1603 MHT3,24 MR50 195 141 0  
 1619 MHT19,27 261 151 4  
 1639 MHT39 MR52 87 39 0  
 1810 MR10,17,23 128 90 1  
 1813 MR13,55 140 91 0  
 1816 MR16 182 166 0  
 1818 MR18,20,32,38 316 255 1

=====

COUNCIL MEMBER CHESTERFIELD WARD 1  
 (Vote for ) 1  
 01 = BARBARA MCGUINNESS 1,938 98.28  
 02 = INVALID WRITE-IN 34 1.72

WITH 7 OF 7 REPORTING

-----  
 01 02  
 -----

0442 CHE42,45 367 2  
 1601 MHT1,4 207 3  
 1602 MHT2,5,7,26 456 10  
 1603 MHT3,24 MR50 270 4  
 1619 MHT19,27 360 9  
 1639 MHT39 MR52 107 1  
 1810 MR10,17,23 171 5

=====

COUNCIL MEMBER CHESTERFIELD WARD 2  
 (Vote for ) 1  
 01 = BEN KUMAR KEATHLEY 1,017 43.80  
 02 = AARON WAHL 644 27.73  
 03 = RYAN C. MIANO 89 3.83

WITH 7 OF 7 REPORTING  
 04 = CHRISTOPHER C. NATSCH 568 24.46  
 05 = INVALID WRITE-IN 4 .17

-----  
 01 02 03 04 05  
 -----

0412 CHE12 LAF31 144 148 18 53 2  
 0419 CHE19 63 41 10 68 1  
 0422 CHE22 LAF12 188 92 10 93 0  
 0430 CHE30 54 37 16 43 0  
 0444 CHE44 LAF1,30 187 165 9 116 0  
 1813 MR13,55 109 30 12 64 0  
 1818 MR18,20,32,38 272 131 14 131 1

=====

COUNCIL MEMBER CHESTERFIELD WARD 3  
 (Vote for ) 1  
 01 = DAN HURT 2,160 97.47  
 02 = INVALID WRITE-IN 56 2.53

WITH 10 OF 10 REPORTING

-----  
 01 02  
 -----

0414 CHE14 44 2  
 0431 CHE31,32 LAF26 53 2  
 1206 LAF6,20,21 193 9  
 1208 LAF8,11,15 419 10  
 1214 LAF14,33 288 16  
 1228 LAF28 228 2

1229 LAF29	238	6
1232 LAF32	232	2
1237 LAF37	152	4
1816 MR16	313	3

				WITH 9 OF 9 REPORTING			
				VOTES	PERCENT	VOTES	PERCENT
COUNCIL MEMBER CHESTERFIELD WARD 4							
(Vote for ) 1							
01 = MATTHEW J. WHITE				486	23.13	03 = MICHELLE OHLEY	939 44.69
02 = NATHAN ROACH				668	31.79	04 = INVALID WRITE-IN	8 .38
				-----			
	01	02	03	04			
0402 CHE2	10	19	30	0			
0408 CHE8,33	110	119	163	0			
0410 CHE10	54	53	143	0			
0415 CHE15,16	111	129	272	1			
0418 CHE18	39	104	94	3			
0437 CHE37	32	96	64	1			
0441 CHE41	22	55	55	2			
0452 CHE52	1	0	1	0			
1241 LAF41,47	107	93	117	1			

				WITH 1 OF 1 REPORTING			
				VOTES	PERCENT	VOTES	PERCENT
ALDERPERSON CLARKSON VALLEY WARD 1							
(Vote for ) 1							
01 = JAMES F. MEYER				123	77.36	03 = INVALID WRITE-IN	1 .63
02 = BERNARD A. SQUITIERI				35	22.01		
				-----			
	01	02	03				
0404 CHE4	123	35	1				

				WITH 1 OF 1 REPORTING			
				VOTES	PERCENT		
ALDERPERSON CLARKSON VALLEY WARD 2							
(Vote for ) 1							
01 = HONORA SCHILLER				92	95.83		
02 = INVALID WRITE-IN				4	4.17		
				-----			
	01	02					
0409 CHE9	92	4					

				WITH 1 OF 1 REPORTING			
				VOTES	PERCENT		
ALDERPERSON CLARKSON VALLEY WARD 3							
(Vote for ) 1							
01 = F. SCOTT SCHULTZ				101	98.06		
02 = INVALID WRITE-IN				2	1.94		
				-----			
	01	02					
0403 CHE3,11	101	2					

				WITH 3 OF 3 REPORTING			
				VOTES	PERCENT		
ALDERPERSON CLAYTON WARD 1							
(Vote for ) 1							
01 = RICHARD LINTZ				248	96.12		
02 = INVALID WRITE-IN				10	3.88		
				-----			
	01	02					
1004 HAD4	6	0					
1014 HAD14	120	5					
1015 HAD15	122	5					

				WITH 4 OF 4 REPORTING			
				VOTES	PERCENT		
ALDERPERSON CLAYTON WARD 2							
(Vote for ) 1							
01 = MICHELLE HARRIS				438	95.63		
02 = INVALID WRITE-IN				20	4.37		
				-----			
	01	02					
0502 CLA2	66	2					
0552 CLA52	37	2					
1001 HAD1	293	12					
1005 HAD5	42	4					

				WITH 4 OF 4 REPORTING			
				VOTES	PERCENT	VOTES	PERCENT
ALDERPERSON CLAYTON WARD 3							
(Vote for ) 1							
01 = MARK WININGS				615	71.51	03 = INVALID WRITE-IN	2 .23
02 = JUSTIN PERRYMAN				243	28.26		
				-----			
	01	02	03				
0503 CLA3,11	350	153	0				
0504 CLA4	80	30	2				
0508 CLA8,44	182	54	0				
0529 CLA29	3	6	0				

		VOTES	PERCENT	WITH 1 OF 1 REPORTING	
ALDERPERSON COOL VALLEY WARD 1					
(Vote for ) 1					
01 = DON JOHNSON		62	96.88		
02 = INVALID WRITE-IN		2	3.13		
	-----				
	01 02				
1910 NOR10	-----	62	2		

		VOTES	PERCENT	WITH 1 OF 1 REPORTING	
ALDERPERSON COOL VALLEY WARD 2					
(Vote for ) 1					
01 = ALVIN ROBINSON		71	98.61		
02 = INVALID WRITE-IN		1	1.39		
	-----				
	01 02				
1904 NOR4	-----	71	1		

		VOTES	PERCENT	WITH 1 OF 1 REPORTING		VOTES	PERCENT
TRUSTEE COUNTRY LIFE ACRES							
(Vote for ) 3							
01 = JAMES GIARDINA		8	33.33	03 = SUSAN C. HOLMES		8	33.33
02 = TIMOTHY D. CLARK		7	29.17	04 = INVALID WRITE-IN		1	4.17
	-----						
	01 02 03 04						
0326 CC26	-----	8	7	8	1		

		VOTES	PERCENT	WITH 8 OF 8 REPORTING	
MAYOR CRESTWOOD					
(Vote for ) 1					
01 = GREGG ROBY		2,904	93.62		
02 = INVALID WRITE-IN		198	6.38		
	-----				
	01 02				
0901 GRA1		43	11		
0904 GRA4,36,38		456	25		
0905 GRA5,46		693	43		
0906 GRA6,27		327	34		
0913 GRA13		85	8		
0917 GRA17,20		345	27		
0924 GRA24,37,47		312	14		
0928 GRA28,29,32		643	36		

		VOTES	PERCENT	WITH 8 OF 8 REPORTING	
CRESTWOOD - PROPOSITION C					
**TAX LEVY - GENERAL REVENUE**					
(Vote for ) 1					
01 = YES		2,097	56.61		
02 = NO		1,607	43.39		
	-----				
	01 02				
0901 GRA1		33	31		
0904 GRA4,36,38		359	239		
0905 GRA5,46		548	313		
0906 GRA6,27		229	217		
0913 GRA13		40	71		
0917 GRA17,20		218	218		
0924 GRA24,37,47		216	169		
0928 GRA28,29,32		454	349		

		VOTES	PERCENT	WITH 5 OF 5 REPORTING	
COUNCIL MEMBER CREVE COEUR WARD 1					
(Vote for ) 1					
01 = ALEXIS TRAVERS		542	97.48		
02 = INVALID WRITE-IN		14	2.52		
	-----				
	01 02				
0323 CC23		203	5		
0330 CC30		12	1		
0332 CC32,56		17	0		
0333 CC33,48,58		135	1		
0336 CC36,46		175	7		

		VOTES	PERCENT	WITH 6 OF 6 REPORTING	
COUNCIL MEMBER CREVE COEUR WARD 2					
(Vote for ) 1					
01 = ELLEN LAWRENCE		548	96.82		
02 = INVALID WRITE-IN		18	3.18		
	-----				
	01 02				
0304 CC4,54		40	1		
0314 CC14		287	14		
0325 CC25		80	2		
0352 CC52		41	0		
0355 CC55		70	1		
1653 MHT53		30	0		

=====

WITH 4 OF 4 REPORTING

	VOTES	PERCENT
COUNCIL MEMBER CREVE COEUR WARD 3 (Vote for ) 1		
01 = CHARLOTTE D'ALFONSO	444	96.52
02 = INVALID WRITE-IN	16	3.48
	-----	-----
	01	02
	-----	-----
0309 CC9,11,16,21,28	264	8
0310 CC10	37	1
1650 MHT50	127	5
1651 MHT51	16	2

=====

WITH 4 OF 4 REPORTING

	VOTES	PERCENT
COUNCIL MEMBER CREVE COEUR WARD 4 (Vote for ) 1		
01 = SCOTT SAUNDERS	487	95.12
02 = INVALID WRITE-IN	25	4.88
	-----	-----
	01	02
	-----	-----
0301 CC1	187	5
0349 CC49	87	3
1609 MHT9	192	8
1655 MHT55	21	9

=====

WITH 1 OF 1 REPORTING

	VOTES	PERCENT
ALDERPERSON CRYSTAL LAKE PARK WARD 1 (Vote for ) 1		
01 = NANCY BROOKS	42	97.67
02 = INVALID WRITE-IN	1	2.33
	-----	-----
	01	02
	-----	-----
1840 MR40	42	1

=====

WITH 1 OF 1 REPORTING

	VOTES	PERCENT
ALDERPERSON CRYSTAL LAKE PARK WARD 2 (Vote for ) 1		
01 = DENNIS A. NAHNSEN	43	93.48
02 = INVALID WRITE-IN	3	6.52
	-----	-----
	01	02
	-----	-----
1842 MR42	43	3

=====

WITH 8 OF 8 REPORTING

	VOTES	PERCENT
MAYOR DELLWOOD (Vote for ) 1		
01 = REGGIE JONES	544	96.80
02 = INVALID WRITE-IN	18	3.20
	-----	-----
	01	02
	-----	-----
0704 FER4	26	0
0706 FER6	37	1
0707 FER7	63	3
0708 FER8	154	7
0709 FER9	81	4
0710 FER10,39	33	0
0725 FER25	0	0
0728 FER28,30	150	3

=====

WITH 2 OF 2 REPORTING

	VOTES	PERCENT
ALDERPERSON DELLWOOD WARD 1 (Vote for ) 1		
01 = LAMONT WILLIAMS	106	94.64
02 = INVALID WRITE-IN	6	5.36
	-----	-----
	01	02
	-----	-----
0709 FER9	77	6
0710 FER10,39	29	0

=====

WITH 1 OF 1 REPORTING

	VOTES	PERCENT
ALDERPERSON DELLWOOD WARD 2 (Vote for ) 1		
01 = KENNETH ROBINSON	137	100.00
02 = INVALID WRITE-IN	0	
	-----	-----
	01	02
	-----	-----
0728 FER28,30	137	0

=====

WITH 2 OF 2 REPORTING

	VOTES	PERCENT		VOTES	PERCENT
ALDERPERSON DELLWOOD WARD 3 (Vote for ) 1					
01 = ANJANEE' (ANN) WILKINS	119	70.41			
02 = TEONA MCGHAW-BOURE'	50	29.59	03 = INVALID WRITE-IN	0	

	01	02	03
0708 FER8	119	50	0
0725 FER25	0	0	0

				WITH 3 OF 3 REPORTING	
				VOTES	PERCENT
ALDERPERSON DELLWOOD WARD 4					
(Vote for ) 1					
01 = SHANON HOLT				117	96.69
02 = INVALID WRITE-IN				4	3.31
				01	02
0704 FER4	23	0			
0706 FER6	32	2			
0707 FER7	62	2			

				WITH 8 OF 8 REPORTING	
				VOTES	PERCENT
DELLWOOD - PROPOSITION E					
**ELIMINATE ELECTED COLLECTOR**					
(Vote for ) 1					
01 = YES				352	60.17
02 = NO				233	39.83
				01	02
0704 FER4	14	11			
0706 FER6	27	13			
0707 FER7	41	25			
0708 FER8	103	63			
0709 FER9	53	41			
0710 FER10,39	16	15			
0725 FER25	0	0			
0728 FER28,30	98	65			

				WITH 7 OF 7 REPORTING		VOTES PERCENT	
				VOTES	PERCENT	VOTES	PERCENT
MUNICIPAL JUDGE DES PERES							
(Vote for ) 1							
01 = CHUCK BILLINGS				1,676	65.21		
02 = MARK R. BAHN				887	34.51	03 = INVALID WRITE-IN	7 .27
				01	02	03	
1801 MR1,11	214	158	1				
1805 MR5,28	267	68	1				
1806 MR6	189	142	0				
1808 MR8,12,15,24,41,47	336	99	1				
1819 MR19,22	386	264	2				
1833 MR33,54	67	31	2				
1837 MR37,49	217	125	0				

				WITH 2 OF 2 REPORTING		VOTES PERCENT	
				VOTES	PERCENT	VOTES	PERCENT
ALDERMAN DES PERES WARD 1							
(Vote for ) 1							
01 = JANE LANGA				517	48.32		
02 = BENJAMIN J. SANSONE				552	51.59	03 = INVALID WRITE-IN	1 .09
				01	02	03	
1819 MR19,22	339	388	0				
1837 MR37,49	178	164	1				

				WITH 2 OF 2 REPORTING		VOTES PERCENT	
				VOTES	PERCENT	VOTES	PERCENT
ALDERMAN DES PERES WARD 2							
(Vote for ) 1							
01 = JIM KLEINSCHMIDT				555	69.38		
02 = CHRIS JONES				243	30.38	03 = INVALID WRITE-IN	2 .25
				01	02	03	
1805 MR5,28	254	82	1				
1808 MR8,12,15,24,41,47	301	161	1				

				WITH 3 OF 3 REPORTING	
				VOTES	PERCENT
ALDERMAN DES PERES WARD 3					
(Vote for ) 1					
01 = SEAN P. CONCAGH				716	99.03
02 = INVALID WRITE-IN				7	.97
				01	02
1801 MR1,11	329	2			
1806 MR6	292	1			
1833 MR33,54	95	4			

				WITH 2 OF 2 REPORTING	
				VOTES	PERCENT
MAYOR EDMUNDSON					
(Vote for ) 1					
01 = JOHN GWALTNEY				71	93.42
02 = INVALID WRITE-IN				5	6.58

	01	02
0107 AP7	31	3
0143 AP43	40	2

			VOTES	PERCENT	WITH 1 OF 1 REPORTING	VOTES	PERCENT
ALDERPERSON EDMUNDSON WARD 1							
(Vote for ) 1							
01 = ADELE M.V. CROWN							
02 = GEORGE ACOSTA, II							
			41	82.00			
			9	18.00	03 = INVALID WRITE-IN	0	
	01	02	03				
0143 AP43	41	9	0				

			VOTES	PERCENT	WITH 1 OF 1 REPORTING
ALDERPERSON EDMUNDSON WARD 2					
(Vote for ) 1					
01 = TONY MIKULUS					
02 = INVALID WRITE-IN					
			33	97.06	
			1	2.94	
	01	02			
0107 AP7	33	1			

			VOTES	PERCENT	WITH 5 OF 5 REPORTING
COUNCIL MEMBER ELLISVILLE DISTRICT 1					
(Vote for ) 1					
01 = GARY VOSS					
02 = INVALID WRITE-IN					
			461	95.45	
			22	4.55	
	01	02			
0423 CHE23	17	0			
2830 WH30	54	1			
2831 WH31	200	15			
2839 WH39	32	4			
2840 WH40	158	2			

			VOTES	PERCENT	WITH 4 OF 4 REPORTING	VOTES	PERCENT
COUNCIL MEMBER ELLISVILLE DISTRICT 2							
(Vote for ) 1							
01 = KEN NEWHOUSE							
02 = MICK CAHILL							
			238	50.21			
			233	49.16	03 = INVALID WRITE-IN	3	.63
	01	02	03				
2801 WH1	56	68	2				
2816 WH16,36	70	77	0				
2835 WH35	70	56	0				
2837 WH37	42	32	1				

			VOTES	PERCENT	WITH 3 OF 3 REPORTING	VOTES	PERCENT
COUNCIL MEMBER ELLISVILLE DISTRICT 3							
(Vote for ) 1							
01 = MIKE ROEMERMAN							
02 = CYNTHIA (CINDY) POOL							
			133	20.03			
			298	44.88	03 = SUZANNE GUNDLACH	231	34.79
					04 = INVALID WRITE-IN	2	.30
	01	02	03	04			
2814 WH14,17,25	84	146	77	2			
2826 WH26	2	2	0	0			
2827 WH27	47	150	154	0			

			VOTES	PERCENT	WITH 6 OF 6 REPORTING
MARSHAL EUREKA					
(Vote for ) 1					
01 = MICHAEL A. WIEGAND					
02 = INVALID WRITE-IN					
			1,921	98.97	
			20	1.03	
	01	02			
1513 MER13,19	799	11			
1514 MER14	0	0			
1517 MER17	415	2			
1518 MER18	244	1			
1522 MER22	312	5			
1530 MER30	151	1			

			VOTES	PERCENT	WITH 2 OF 2 REPORTING
ALDERPERSON EUREKA WARD 1					
(Vote for ) 1					
01 = WES SIR					
02 = INVALID WRITE-IN					
			678	96.72	
			23	3.28	
	01	02			
1517 MER17	392	7			
1522 MER22	286	16			

WITH 2 OF 2 REPORTING



				VOTES	PERCENT			VOTES	PERCENT
ALDERPERSON EUREKA WARD 2 (Vote for ) 1									
01 = BRYAN KIEFER				187	45.06				
02 = CARLEEN MURRAY				226	54.46	03 = INVALID WRITE-IN		2	.48
				-----	-----				
				01	02	03			
				-----	-----	-----			
1518 MER18				123	147	0			
1530 MER30				64	79	2			
=====									
				VOTES	PERCENT	WITH 2 OF 2 REPORTING		VOTES	PERCENT
ALDERPERSON EUREKA WARD 3 (Vote for ) 1									
01 = SHANNON BRITT				398	47.04				
02 = STEVE GRZYB				447	52.84	03 = INVALID WRITE-IN		1	.12
				-----	-----				
				01	02	03			
				-----	-----	-----			
1513 MER13,19				398	447	1			
1514 MER14				0	0	0			
=====									
				VOTES	PERCENT	WITH 6 OF 6 REPORTING		VOTES	PERCENT
MAYOR FENTON (Vote for ) 1									
01 = JOE MAURATH				594	39.21				
02 = JOSH VOYLES				919	60.66	03 = INVALID WRITE-IN		2	.13
				-----	-----				
				01	02	03			
				-----	-----	-----			
0203 BON3				89	157	0			
0221 BON21				182	285	1			
0228 BON28				26	29	0			
0237 BON37				99	277	0			
0238 BON38				178	159	1			
0239 BON39				20	12	0			
=====									
				VOTES	PERCENT	WITH 1 OF 1 REPORTING		VOTES	PERCENT
ALDERPERSON FENTON WARD 1 (Vote for ) 1									
01 = ANDREW SOBEY, JR.				258	72.68				
02 = MIKE JONES				97	27.32	03 = INVALID WRITE-IN		0	
				-----	-----				
				01	02	03			
				-----	-----	-----			
0237 BON37				258	97	0			
=====									
				VOTES	PERCENT	WITH 2 OF 2 REPORTING		VOTES	PERCENT
ALDERPERSON FENTON WARD 2 (Vote for ) 1									
01 = GARY SIEBERT				162	43.09				
02 = GREG HEFELE				214	56.91	03 = INVALID WRITE-IN		0	
				-----	-----				
				01	02	03			
				-----	-----	-----			
0228 BON28				29	26	0			
0238 BON38				133	188	0			
=====									
				VOTES	PERCENT	WITH 2 OF 2 REPORTING		VOTES	PERCENT
ALDERPERSON FENTON WARD 3 (Vote for ) 1									
01 = CHRIS CLAUSS				154	55.00				
02 = DARLYS PRESLAR				126	45.00	03 = INVALID WRITE-IN		0	
				-----	-----				
				01	02	03			
				-----	-----	-----			
0203 BON3				134	114	0			
0239 BON39				20	12	0			
=====									
				VOTES	PERCENT	WITH 1 OF 1 REPORTING		VOTES	PERCENT
ALDERPERSON FENTON WARD 4 (Vote for ) 1									
01 = JAMES MAULLER				222	48.58				
02 = VERA J. GLICK				234	51.20	03 = INVALID WRITE-IN		1	.22
				-----	-----				
				01	02	03			
				-----	-----	-----			
0221 BON21				222	234	1			
=====									
				VOTES	PERCENT	WITH 13 OF 13 REPORTING		VOTES	PERCENT
MAYOR FERGUSON (Vote for ) 1									
01 = ELLA JONES				1,594	42.64				
02 = JAMES W. KNOWLES, III				2,133	57.06	03 = INVALID WRITE-IN		11	.29
				-----	-----				
				01	02	03			
				-----	-----	-----			
0702 FER2				128	49	0			
0705 FER5				179	288	0			
0712 FER12,20,31,32 NRW25				222	531	4			
0721 FER21,34,35				233	290	1			
0733 FER33,38				186	434	3			

2001 NRW1	9	2	0
2007 NRW7,17	202	209	2
2009 NRW9	2	5	0
2019 NRW19	148	191	0
2021 NRW21	163	94	1
2026 NRW26	61	20	0
2027 NRW27	6	2	0
2028 NRW28,32	55	18	0

WITH 13 OF 13 REPORTING

		VOTES	PERCENT
FERGUSON - PROPOSITION A			
**CITY CHARTER - POLICE VIDEO SYSTEMS**			
(Vote for ) 1			
01 = YES		2,597	70.71
02 = NO		1,076	29.29

-----  
01 02  
-----

0702 FER2	155	20
0705 FER5	329	128
0712 FER12,20,31,32 NRW25	485	257
0721 FER21,34,35	383	133
0733 FER33,38	378	234
2001 NRW1	9	1
2007 NRW7,17	308	100
2009 NRW9	4	2
2019 NRW19	220	120
2021 NRW21	192	56
2026 NRW26	67	13
2027 NRW27	4	4
2028 NRW28,32	63	8

WITH 2 OF 2 REPORTING

		VOTES	PERCENT
MAYOR FLOREDELL HILLS			
(Vote for ) 1			
01 = JOSEPH R. NOETH		36	80.00
02 = INVALID WRITE-IN		9	20.00

-----  
01 02  
-----

2040 NRW40	11	2
2041 NRW41	25	7

WITH 1 OF 1 REPORTING

		VOTES	PERCENT			VOTES	PERCENT
ALDERPERSON FLOREDELL HILLS WARD 1							
(Vote for ) 1							
01 = DEBBIE ANN DAVIS		8	42.11	03 = KIMBERLY R. CAMPBELL-DUSSOLD		8	42.11
02 = ARTHUR C. HAMILTON		3	15.79	04 = INVALID WRITE-IN		0	

-----  
01 02 03 04  
-----

2040 NRW40	8	3	8	0
------------	---	---	---	---

WITH 1 OF 1 REPORTING

		VOTES	PERCENT
ALDERPERSON FLOREDELL HILLS WARD 2			
(Vote for ) 1			
01 = DARREL VAUGHT		31	93.94
02 = INVALID WRITE-IN		2	6.06

-----  
01 02  
-----

2041 NRW41	31	2
------------	----	---

WITH 5 OF 5 REPORTING

		VOTES	PERCENT
COUNCIL MEMBER FLORISSANT WARD 2			
(Vote for ) 1			
01 = TIM JONES		602	95.71
02 = INVALID WRITE-IN		27	4.29

-----  
01 02  
-----

0815 FLO15 LC10	213	5
1302 LC2	134	10
1306 LC6	53	7
2108 NW8	168	4
2115 NW15	34	1

WITH 4 OF 4 REPORTING

		VOTES	PERCENT
COUNCIL MEMBER FLORISSANT WARD 4			
(Vote for ) 1			
01 = JEFF CAPUTA		490	67.12
02 = BENJAMIN HAMMOND (227) W/I VOTES OF		240	32.88

-----  
01 02  
-----

0801 FLO1 LC7	120	76
0809 FLO9	191	72
0821 FLO21,27 LC27	164	86
1333 LC33	15	6

WITH 4 OF 4 REPORTING

		VOTES	PERCENT
COUNCIL MEMBER FLORISSANT WARD 6			

(Vote for ) 1  
 01 = GERARD J. HENKE 774 93.37  
 02 = INVALID WRITE-IN 55 6.63

	01	02
0802 FLO2,32	189	4
0812 FLO12	104	7
0814 FLO14	267	36
0816 FLO16	214	8

=====

	VOTES			PERCENT	WITH 4 OF 4 REPORTING	VOTES		PERCENT
COUNCIL MEMBER FLORISSANT WARD 8								
(Vote for ) 1								
01 = MARK SCHMIDT	364			41.32				
02 = ROBERT PARSON, JR.	514			58.34	03 = INVALID WRITE-IN	3		.34
	01	02	03					
0803 FLO3	137	187	1					
0804 FLO4	139	182	2					
0805 FLO5	71	86	0					
2520 SPL20	17	59	0					

=====

	VOTES			PERCENT	WITH 4 OF 4 REPORTING	VOTES		PERCENT
MAYOR FRONTENAC								
(Vote for ) 1								
01 = KATE HATFIELD	458			48.11				
02 = MARGOT M. MARTIN	494			51.89	03 = INVALID WRITE-IN	0		
	01	02	03					
0327 CC27	132	197	0					
1831 MR31,51	168	111	0					
1834 MR34	89	103	0					
1846 MR46	69	83	0					

=====

	VOTES			PERCENT	WITH 2 OF 2 REPORTING	VOTES		PERCENT
ALDERPERSON FRONTENAC WARD 1								
(Vote for ) 1								
01 = MICHAEL MARGRAF	87			32.95				
02 = (DANIEL F.) DAN KEMPER	175			66.29	03 = INVALID WRITE-IN	2		.76
	01	02	03					
1834 MR34	42	113	0					
1846 MR46	45	62	2					

=====

	VOTES		PERCENT	WITH 1 OF 1 REPORTING
ALDERPERSON FRONTENAC WARD 2				
(Vote for ) 1				
01 = NALINI S. MAHADEVAN	233		97.90	
02 = INVALID WRITE-IN	5		2.10	
	01	02		
0327 CC27	233	5		

=====

	VOTES		PERCENT	WITH 1 OF 1 REPORTING
ALDERPERSON FRONTENAC WARD 3				
(Vote for ) 1				
01 = TOM O'BRIEN	235		97.92	
02 = INVALID WRITE-IN	5		2.08	
	01	02		
1831 MR31,51	235	5		

=====

	VOTES				PERCENT	WITH 1 OF 1 REPORTING	VOTES		PERCENT
TRUSTEE GLEN ECHO PARK									
(Vote for ) 3									
01 = WARREN L. PAUL, JR.	23				34.85	03 = DAN I. WILLIAMS	22		33.33
02 = LEROY JACKSON	20				30.30	04 = INVALID WRITE-IN	1		1.52
	01	02	03	04					
1940 NOR40	23	20	22	1					

=====

	VOTES		PERCENT	WITH 6 OF 6 REPORTING
MAYOR GLENDALE				
(Vote for ) 1				
01 = RICHARD J. MAGEE	1,790		97.28	
02 = INVALID WRITE-IN	50		2.72	
	01	02		
1102 JEF2,33	24	1		
1132 JEF32	591	21		
1134 JEF34	498	12		
1135 JEF35	13	0		
1136 JEF36	76	3		
1137 JEF37	588	13		

```

=====
                                WITH 2 OF 2 REPORTING
                                VOTES PERCENT
ALDERPERSON GLENDALE WARD 1
  (Vote for ) 1
    01 = PAUL E. ROETTGER           590 98.99
    02 = INVALID WRITE-IN           6   1.01
                                -----
                                01   02
1132 JEF32                        577   6
1135 JEF35                        13   0
=====

```

```

=====
                                WITH 2 OF 2 REPORTING
                                VOTES PERCENT
ALDERPERSON GLENDALE WARD 2
  (Vote for ) 1
    01 = MICHAEL J. BAUGUS         589 98.33
    02 = INVALID WRITE-IN          10  1.67
                                -----
                                01   02
1102 JEF2,33                      25   2
1137 JEF37                        564  8
=====

```

```

=====
                                WITH 2 OF 2 REPORTING
                                VOTES PERCENT
ALDERPERSON GLENDALE WARD 3
  (Vote for ) 1
    01 = JOHN J. SCHUSTER          563 98.77
    02 = INVALID WRITE-IN           7   1.23
                                -----
                                01   02
1134 JEF34                        487   6
1136 JEF36                        76   1
=====

```

```

=====
                                WITH 1 OF 1 REPORTING
                                VOTES PERCENT
ALDERPERSON-AT-LARGE GREENDALE
  (Vote for ) 2
    01 = ALEXANDER (ALEX) HERMAN   80  33.06
    02 = DORIS TROJCAK            117 48.35
                                -----
                                01   02   03   04
1916 NOR16                        80  117  44   1
=====

```

```

=====
                                WITH 5 OF 5 REPORTING
                                VOTES PERCENT
MAYOR GREEN PARK
  (Vote for ) 1
    01 = TONY POUSOSA              249 43.38
    02 = BOB REINAGEL              320 55.75
                                -----
                                01   02   03
0611 CON11                        92  69   1
0612 CON12                        0   0   0
0614 CON14                        34  63   1
0616 CON16                        50  71   1
0621 CON21,33,39                  73 117   2
=====

```

```

=====
                                WITH 2 OF 2 REPORTING
                                VOTES PERCENT
ALDERPERSON GREEN PARK WARD 1
  (Vote for ) 1
    01 = MICHAEL BROUGHTON         126 90.00
    02 = INVALID WRITE-IN          14 10.00
                                -----
                                01   02
0612 CON12                        0   0
0621 CON21,33,39                  126 14
=====

```

```

=====
                                WITH 2 OF 2 REPORTING
                                VOTES PERCENT
ALDERPERSON GREEN PARK WARD 2
  (Vote for ) 1
    01 = TIM THUSTON               181 97.31
    02 = INVALID WRITE-IN           5   2.69
                                -----
                                01   02
0614 CON14                        86   0
0616 CON16                        95   5
=====

```

```

=====
                                WITH 1 OF 1 REPORTING
                                VOTES PERCENT
ALDERPERSON GREEN PARK WARD 3
  (Vote for ) 1
    01 = JOE MONTELEONE           147 98.00
    02 = INVALID WRITE-IN           3   2.00
                                -----
                                01   02
0611 CON11                        147   3
=====

```

		VOTES	PERCENT	WITH 1 OF 1 REPORTING				VOTES	PERCENT
TRUSTEE HANLEY HILLS									
(Vote for ) 5									
01 = MIA A. SHIELDS		199	18.22	05 = LAMANDA GOODRICH			168	15.38	
02 = STANLEY B. TAYLOR		155	14.19	06 = GREGORY L. ROBINSON			108	9.89	
03 = JULIA A. BOWEN		96	8.79	07 = BETTYE A. MITCHELL			150	13.74	
04 = DIANA M. WHITE		176	16.12	08 = INVALID WRITE-IN			40	3.66	
		-----			-----				
		01	02	03	04	05	06	07	08
		-----			-----				
2736 UNV36		199	155	96	176	168	108	150	40

		VOTES	PERCENT	WITH 1 OF 1 REPORTING			
TRUSTEE HANLEY HILLS (UNEXPIRED TERM)							
(Vote for ) 1							
01 = NO CANDIDATE FILED		0					
02 = *SEE OFFICIAL WRITE-IN REPORT		58	100.00				
		-----		-----			
		01	02				
		-----					
2736 UNV36		0	58				

		VOTES	PERCENT	WITH 4 OF 4 REPORTING			
COUNCIL MEMBER HAZELWOOD WARD 2							
(Vote for ) 1							
01 = BOB AUBUCHON		196	98.00				
02 = INVALID WRITE-IN		4	2.00				
		-----		-----			
		01	02				
		-----					
0119 AP19		130	3				
0828 FLO28 LC16		54	0				
2105 NW5		0	0				
2125 NW25		12	1				

		VOTES	PERCENT	WITH 2 OF 2 REPORTING			
COUNCIL MEMBER HAZELWOOD WARD 4							
(Vote for ) 1							
01 = BOB PARKIN		211	97.24				
02 = INVALID WRITE-IN		6	2.76				
		-----		-----			
		01	02				
		-----					
2130 NW30		1	1				
2141 NW41,48		210	5				

		VOTES	PERCENT	WITH 2 OF 2 REPORTING			
COUNCIL MEMBER HAZELWOOD WARD 6							
(Vote for ) 1							
01 = WARREN (BUTCH) TAYLOR		169	97.69				
02 = INVALID WRITE-IN		4	2.31				
		-----		-----			
		01	02				
		-----					
0701 FER1		98	2				
0724 FER24		71	2				

		VOTES	PERCENT	WITH 3 OF 3 REPORTING			
COUNCIL MEMBER HAZELWOOD WARD 8							
(Vote for ) 1							
01 = MARY G. SINGLETON		604	96.95				
02 = INVALID WRITE-IN		19	3.05				
		-----		-----			
		01	02				
		-----					
1329 LC29 NW7		244	4				
2109 NW9		106	5				
2140 NW40		254	10				

		VOTES	PERCENT	WITH 1 OF 1 REPORTING				VOTES	PERCENT
TRUSTEE HILLSDALE									
(Vote for ) 2									
01 = WILLIE J. THOMAS		60	48.39						
02 = BENARD ERVIN		59	47.58	03 = INVALID WRITE-IN			5	4.03	
		-----			-----				
		01	02	03					
		-----							
2737 UNV37		60	59	5					

		VOTES	PERCENT	WITH 1 OF 1 REPORTING			
HILLSDALE - PROPOSITION B							
**OUT OF STATE TAX - CONTINUATION**							
(Vote for ) 1							
01 = YES		39	48.75				
02 = NO		41	51.25				
		-----		-----			
		01	02				
		-----					
2737 UNV37		39	41				

		VOTES	PERCENT	WITH 1 OF 1 REPORTING	
ALDERPERSON HUNTLEIGH WARD 1					
(Vote for ) 1					
01 = JOHN HUGHES		15	93.75		
02 = INVALID WRITE-IN		1	6.25		
	-----				
	01 02				
0536 CLA36	-----	15	1		

		VOTES	PERCENT	WITH 2 OF 2 REPORTING	
ALDERPERSON HUNTLEIGH WARD 2					
(Vote for ) 1					
01 = JAGDISH L. HINDUJA		44	95.65		
02 = INVALID WRITE-IN		2	4.35		
	-----				
	01 02				
0534 CLA34	-----	11	0		
0549 CLA49	-----	33	2		

		VOTES	PERCENT	WITH 18 OF 18 REPORTING		VOTES	PERCENT
MAYOR JENNINGS (UNEXPIRED TERM)							
(Vote for ) 1							
01 = YOLANDA AUSTIN		854	56.56	03 = FRANCINE DUGGER		520	34.44
02 = PHYLLIS R. ANDERSON		124	8.21	04 = INVALID WRITE-IN		12	.79
	-----						
	01 02 03 04						
1908 NOR8	-----	0	0	0	0		
1934 NOR34	-----	0	0	0	0		
1944 NOR44	-----	56	9	22	0		
1945 NOR45	-----	64	16	51	0		
1948 NOR48,51	-----	54	12	16	3		
2010 NRW10,11	-----	170	20	189	1		
2012 NRW12,20,24,38	-----	35	3	17	0		
2013 NRW13	-----	60	8	35	2		
2014 NRW14,34	-----	8	0	5	0		
2016 NRW16	-----	0	0	0	0		
2018 NRW18	-----	46	11	20	3		
2030 NRW30,36	-----	69	8	26	1		
2031 NRW31	-----	1	0	2	0		
2033 NRW33	-----	6	0	2	1		
2037 NRW37	-----	87	8	20	1		
2042 NRW42	-----	109	10	67	0		
2047 NRW47	-----	71	19	45	0		
2049 NRW49	-----	18	0	3	0		

		VOTES	PERCENT	WITH 5 OF 5 REPORTING		VOTES	PERCENT
COUNCIL MEMBER JENNINGS WARD 1							
(Vote for ) 1							
01 = ALLEN C. McDONNELL		75	24.19	03 = MIRANDA JONES		131	42.26
02 = YOLONDA FOUNTAIN HENDERSON		103	33.23	04 = INVALID WRITE-IN		1	.32
	-----						
	01 02 03 04						
2013 NRW13	-----	32	35	41	1		
2014 NRW14,34	-----	2	8	3	0		
2018 NRW18	-----	16	20	43	0		
2030 NRW30,36	-----	23	40	43	0		
2031 NRW31	-----	2	0	1	0		

		VOTES	PERCENT	WITH 4 OF 4 REPORTING		VOTES	PERCENT
COUNCIL MEMBER JENNINGS WARD 2							
(Vote for ) 1							
01 = TERRY WILSON		403	90.97	03 = INVALID WRITE-IN		2	.45
02 = HAROLD D. CUSHSHON		38	8.58				
	-----						
	01 02 03						
2010 NRW10,11	-----	240	21	2			
2012 NRW12,20,24,38	-----	31	6	0			
2016 NRW16	-----	0	0	0			
2042 NRW42	-----	132	11	0			

		VOTES	PERCENT	WITH 4 OF 4 REPORTING		VOTES	PERCENT
COUNCIL MEMBER JENNINGS WARD 3							
(Vote for ) 1							
01 = JULIA ROBERTS		193	71.75	03 = INVALID WRITE-IN		3	1.12
02 = TED SIMPSON		73	27.14				
	-----						
	01 02 03						
1934 NOR34	-----	0	0	0			
1945 NOR45	-----	100	25	1			
2047 NRW47	-----	83	38	2			
2049 NRW49	-----	10	10	0			

		VOTES	PERCENT	WITH 5 OF 5 REPORTING		VOTES	PERCENT
COUNCIL MEMBER JENNINGS WARD 4							
(Vote for ) 1							
01 = CAROL EPPS		169	58.28	03 = INVALID WRITE-IN		2	.69
02 = SHONTE BYRD		119	41.03				

	01	02	03
1908 NOR8	0	0	0
1944 NOR44	58	28	0
1948 NOR48,51	49	33	0
2033 NRW33	4	4	1
2037 NRW37	58	54	1

				WITH 1 OF 1 REPORTING	
	VOTES	PERCENT		VOTES	PERCENT
ALDERPERSON-AT-LARGE KINLOCH (Vote for ) 2					
01 = DEIDRE M. PICKENS	4	16.00	03 = EVELYN CARTER	13	52.00
02 = HELEN R. JONES-FRYER	7	28.00	04 = INVALID WRITE-IN	1	4.00

	01	02	03	04
2008 NRW8,15	4	7	13	1

				WITH 15 OF 15 REPORTING	
	VOTES	PERCENT		VOTES	PERCENT
KIRKWOOD - PROPOSITION 1 **SALES TAX - CAPITAL IMPROVEMENTS** (Vote for ) 1					
01 = YES	7,689	77.34			
02 = NO	2,253	22.66			

	01	02
0201 BON1,2,4,18	1095	267
0205 BON5,36	487	153
0206 BON6	659	184
0207 BON7,8,22	616	185
0209 BON9	690	197
0211 BON11,33	496	143
0212 BON12	618	177
0213 BON13,23,29	705	207
0214 BON14,17	78	29
0219 BON19 CLA15	486	151
0224 BON24	232	97
0226 BON26	37	23
0227 BON27,34	361	129
0231 BON31,32	765	186
0506 CLA6	364	125

				WITH 9 OF 9 REPORTING	
	VOTES	PERCENT		VOTES	PERCENT
MAYOR LADUE (Vote for ) 1					
01 = NANCY F. SPEWAK	1,285	97.35			
02 = INVALID WRITE-IN	35	2.65			

	01	02
0315 CC15 CLA16,26	210	2
0319 CC19,24	160	3
0334 CC34 CLA25,40	157	4
0507 CLA7	79	3
0512 CLA12	69	6
0513 CLA13,14,47	320	8
0524 CLA24	79	2
0528 CLA28	37	1
0537 CLA37	174	6

				WITH 3 OF 3 REPORTING	
	VOTES	PERCENT		VOTES	PERCENT
COUNCIL MEMBER LADUE WARD 1 (Vote for ) 1					
01 = JOHN M. HOWELL, JR.	437	98.20			
02 = INVALID WRITE-IN	8	1.80			

	01	02
0507 CLA7	77	0
0513 CLA13,14,47	289	6
0524 CLA24	71	2

				WITH 3 OF 3 REPORTING	
	VOTES	PERCENT		VOTES	PERCENT
COUNCIL MEMBER LADUE WARD 2 (Vote for ) 1					
01 = JOHN R. FOX	365	98.12			
02 = INVALID WRITE-IN	7	1.88			

	01	02
0315 CC15 CLA16,26	189	1
0319 CC19,24	145	3
0528 CLA28	31	3

				WITH 3 OF 3 REPORTING	
	VOTES	PERCENT		VOTES	PERCENT
COUNCIL MEMBER LADUE WARD 3 (Vote for ) 1					
01 = BILL BRENNAN, JR.	375	98.68			
02 = INVALID WRITE-IN	5	1.32			

	01	02
--	----	----

0334 CC34 CLA25,40	143	2
0512 CLA12	65	2
0537 CLA37	167	1

=====

	VOTES	PERCENT	WITH 1 OF 1 REPORTING
ALDERPERSON LAKESHIRE WARD 1 (Vote for ) 1			
01 = MIKE TWELLMAN	108	97.30	
02 = INVALID WRITE-IN	3	2.70	
	-----		
	01	02	
	-----		
0636 CON36	108	3	

=====

=====

	VOTES	PERCENT	WITH 1 OF 1 REPORTING
ALDERPERSON LAKESHIRE WARD 2 (Vote for ) 1			
01 = SHAWN COWAN	51	96.23	
02 = INVALID WRITE-IN	2	3.77	
	-----		
	01	02	
	-----		
0637 CON37	51	2	

=====

=====

	VOTES	PERCENT	WITH 1 OF 1 REPORTING
ALDERPERSON LAKESHIRE WARD 3 (Vote for ) 1			
01 = ROSALIND R. STEEL	19	82.61	
02 = INVALID WRITE-IN	4	17.39	
	-----		
	01	02	
	-----		
0626 CON26	19	4	

=====

=====

	VOTES	PERCENT	WITH 1 OF 1 REPORTING	VOTES	PERCENT
TRUSTEE MACKENZIE (Vote for ) 3					
01 = PATRICIA ARRENDELL	15	31.91	03 = CAROL ZANDER	15	31.91
02 = PATRICIA BERRY	17	36.17	04 = INVALID WRITE-IN	0	
	-----				
	01	02	03	04	
	-----				
0939 GRA39	15	17	15	0	

=====

=====

	VOTES	PERCENT	WITH 7 OF 7 REPORTING	VOTES	PERCENT
ALDERPERSON MANCHESTER WARD 1 (Vote for ) 1					
01 = PAUL C. HAMILL	473	64.53			
02 = NORMAN E. GIERER	254	34.65	03 = INVALID WRITE-IN	6	.82
	-----				
	01	02	03		
	-----				
1203 LAF3	20	2	0		
1814 MR14	50	23	1		
1830 MR30	57	25	0		
2302 QUE2,14,22	151	103	1		
2310 QUE10	87	19	2		
2323 QUE23	96	74	2		
2330 QUE30	12	8	0		

=====

=====

	VOTES	PERCENT	WITH 6 OF 6 REPORTING	VOTES	PERCENT
ALDERPERSON MANCHESTER WARD 2 (Vote for ) 1					
01 = MIKE CLEMENT	896	79.36			
02 = BRIAN ELLIOTT	231	20.46	03 = INVALID WRITE-IN	2	.18
	-----				
	01	02	03		
	-----				
1857 MR57	115	26	0		
1858 MR58	265	52	0		
2303 QUE3	16	9	0		
2307 QUE7	111	24	2		
2339 QUE39	167	60	0		
2344 QUE44	222	60	0		

=====

=====

	VOTES	PERCENT	WITH 5 OF 5 REPORTING	VOTES	PERCENT
ALDERPERSON MANCHESTER WARD 3 (Vote for ) 1					
01 = RICHARD BAUMANN	686	75.72			
02 = WILLIAM H. (BILL) PINKSTON	210	23.18	03 = INVALID WRITE-IN	10	1.10
	-----				
	01	02	03		
	-----				
1202 LAF2	237	79	2		
2304 QUE4	81	13	0		
2316 QUE16	57	21	1		
2318 QUE18	115	40	3		
2329 QUE29	196	57	4		

=====

=====

VOTES	PERCENT	WITH 6 OF 6 REPORTING	VOTES	PERCENT
-------	---------	-----------------------	-------	---------

=====



MAYOR MAPLEWOOD

(Vote for ) 1						
01 = BARRY JAY GREENBERG	772	56.76				
02 = PATRICK J. JUGO	574	42.21			03 = INVALID WRITE-IN	14 1.03
	-----		01	02	03	
1002 HAD2	18	10	0			
1003 HAD3	41	24	0			
1019 HAD19	7	21	0			
1030 HAD30	185	129	2			
1032 HAD32	221	147	5			
1033 HAD33	300	243	7			

WITH 2 OF 2 REPORTING

COUNCIL MEMBER MAPLEWOOD WARD 1		VOTES	PERCENT		
(Vote for ) 1					
01 = STEVEN MOSELEY		318	94.93		
02 = INVALID WRITE-IN		17	5.07		
	-----			01	02
1003 HAD3	58	4			
1030 HAD30	260	13			

WITH 3 OF 3 REPORTING

COUNCIL MEMBER MAPLEWOOD WARD 2		VOTES	PERCENT		
(Vote for ) 1					
01 = RAY L. CRADER		349	94.84		
02 = INVALID WRITE-IN		19	5.16		
	-----			01	02
1002 HAD2	23	1			
1019 HAD19	23	1			
1032 HAD32	303	17			

WITH 1 OF 1 REPORTING

COUNCIL MEMBER MAPLEWOOD WARD 3		VOTES	PERCENT		
(Vote for ) 1					
01 = SHAWN FAULKINGHAM		455	92.29		
02 = INVALID WRITE-IN		38	7.71		
	-----			01	02
1033 HAD33	455	38			

WITH 1 OF 1 REPORTING

TRUSTEE MARLBOROUGH		VOTES	PERCENT		VOTES	PERCENT
(Vote for ) 3						
01 = ROY (SKIP) BORNMUELLER		158	33.26		03 = JOE WENDLING	153 32.21
02 = KEARY HARRISON		156	32.84		04 = INVALID WRITE-IN	8 1.68
	-----			01	02	03
1105 JEF5,28	158	156	153	8		

WITH 9 OF 9 REPORTING

COUNCIL MEMBER MARYLAND HEIGHTS WARD 1		VOTES	PERCENT		VOTES	PERCENT
(Vote for ) 1						
01 = DAVID GRANT		243	50.21		03 = VINCENT (VINCE) VIA	53 10.95
02 = WILLIE (JAMES) SURGEON		178	36.78		04 = INVALID WRITE-IN	10 2.07
	-----			01	02	03
0308 CC8	2	0	1	0		
0318 CC18	0	0	0	0		
1606 MHT6,14,49	152	127	31	6		
1618 MHT18	0	0	0	0		
1632 MHT32	9	6	4	0		
1641 MHT41	15	20	3	1		
1642 MHT42	60	20	13	3		
1644 MHT44	3	3	0	0		
1646 MHT46	2	2	1	0		

WITH 10 OF 10 REPORTING

COUNCIL MEMBER MARYLAND HEIGHTS WARD 2		VOTES	PERCENT		
(Vote for ) 1					
01 = EDWIN L. DIRCK, JR.		534	96.91		
02 = INVALID WRITE-IN		17	3.09		
	-----			01	02
0141 AP41 MHT17	104	3			
1612 MHT12	4	0			
1616 MHT16	0	0			
1620 MHT20,48	205	9			
1629 MHT29,57	20	1			
1630 MHT30,45,47,52	39	1			
1636 MHT36,38	133	2			
1658 MHT58	5	0			
1659 MHT59	0	0			
2129 NW29	24	1			

						WITH 6 OF 6 REPORTING				
						VOTES	PERCENT	VOTES	PERCENT	
COUNCIL MEMBER MARYLAND HEIGHTS WARD 3										
(Vote for ) 1										
01 = NANCY E. MEDVICK						559	54.17			
02 = STEVEN KENNETH OSTERLOH, SR.						74	7.17	04 = ALEX DASKAL	179	
03 = DALE EDWARD NICHOLS						211	20.45	05 = INVALID WRITE-IN	9	
									.87	
						01	02	03	04	05
0132 AP32						100	12	37	10	1
1615 MHT15,22 NW53						191	37	98	138	5
1637 MHT37						0	1	0	0	0
2138 NW38						0	0	0	1	0
2147 NW47						113	2	14	7	1
2149 NW49,52						155	22	62	23	2

						WITH 5 OF 5 REPORTING			
						VOTES	PERCENT		
COUNCIL MEMBER MARYLAND HEIGHTS WARD 4									
(Vote for ) 1									
01 = NORMAN (NORM) A. RHEA						935	98.11		
02 = INVALID WRITE-IN						18	1.89		
						01	02		
2101 NW1						336	10		
2113 NW13						220	5		
2119 NW19						53	0		
2120 NW20						126	1		
2133 NW33,35						200	2		

						WITH 2 OF 2 REPORTING			
						VOTES	PERCENT		
ALDERPERSON MOLINE ACRES WARD 1									
(Vote for ) 1									
01 = DONNA DILLINGHAM						107	99.07		
02 = INVALID WRITE-IN						1	.93		
						01	02		
2044 NRW44						54	0		
2046 NRW46						53	1		

						WITH 2 OF 2 REPORTING			
						VOTES	PERCENT		
ALDERPERSON MOLINE ACRES WARD 2									
(Vote for ) 1									
01 = DARLENE BELL						92	98.92		
02 = INVALID WRITE-IN						1	1.08		
						01	02		
2043 NRW43						92	1		
2045 NRW45						0	0		

						WITH 4 OF 4 REPORTING			
						VOTES	PERCENT		
MOLINE ACRES - PROPOSITION A									
**SALES TAX - GENERAL REVENUE**									
(Vote for ) 1									
01 = YES						145	63.32		
02 = NO						84	36.68		
						01	02		
2043 NRW43						61	39		
2044 NRW44						43	22		
2045 NRW45						0	0		
2046 NRW46						41	23		

						WITH 4 OF 4 REPORTING			
						VOTES	PERCENT		
MOLINE ACRES - PROPOSITION B									
**SALES TAX - PARKS & COMMUNITY CENTER**									
(Vote for ) 1									
01 = YES						151	66.23		
02 = NO						77	33.77		
						01	02		
2043 NRW43						68	31		
2044 NRW44						42	23		
2045 NRW45						0	0		
2046 NRW46						41	23		

						WITH 5 OF 5 REPORTING			
						VOTES	PERCENT	VOTES	PERCENT
MAYOR NORMANDY									
(Vote for ) 1									
01 = THRESANN (TERRY) GANNON						208	32.65		
02 = PATRICK B. GREEN						427	67.03	03 = INVALID WRITE-IN	2
									.31
						01	02	03	
1912 NOR12						44	114	1	
1913 NOR13						18	24	0	
1918 NOR18						33	67	0	
1930 NOR30						84	171	1	
1950 NOR50						29	51	0	

=====

WITH 1 OF 1 REPORTING

	VOTES	PERCENT	
COUNCIL MEMBER NORMANDY WARD 1 (Vote for ) 1			
01 = LELIA MARTIN	128	94.12	
02 = INVALID WRITE-IN	8	5.88	
	-----	-----	
	01	02	
	-----	-----	
1912 NOR12	128	8	

=====

WITH 2 OF 2 REPORTING

	VOTES	PERCENT	
COUNCIL MEMBER NORMANDY WARD 2 (Vote for ) 1			
01 = DELRITA E. FUTRELL	125	99.21	
02 = INVALID WRITE-IN	1	.79	
	-----	-----	
	01	02	
	-----	-----	
1913 NOR13	37	0	
1918 NOR18	88	1	

=====

WITH 1 OF 1 REPORTING

	VOTES	PERCENT		VOTES	PERCENT
COUNCIL MEMBER NORMANDY WARD 3 (Vote for ) 1					
01 = MARK BECKMANN	98	38.43			
02 = RICK NELSON	157	61.57	03 = INVALID WRITE-IN	0	
	-----	-----			
	01	02	03		
	-----	-----	-----		
1930 NOR30	98	157	0		

=====

WITH 1 OF 1 REPORTING

	VOTES	PERCENT	
COUNCIL MEMBER NORMANDY WARD 4 (Vote for ) 1			
01 = KIMBERLY KNOX	62	91.18	
02 = INVALID WRITE-IN	6	8.82	
	-----	-----	
	01	02	
	-----	-----	
1950 NOR50	62	6	

=====

WITH 4 OF 4 REPORTING

	VOTES	PERCENT		VOTES	PERCENT
MAYOR NORTHWOODS (Vote for ) 1					
01 = EVERETT R. THOMAS	465	54.01			
02 = MARVALDA JONES	392	45.53	03 = INVALID WRITE-IN	4	.46
	-----	-----			
	01	02	03		
	-----	-----	-----		
1905 NOR5	75	49	0		
1906 NOR6	108	77	1		
1907 NOR7	140	101	0		
1929 NOR29	142	165	3		

=====

WITH 4 OF 4 REPORTING

	VOTES	PERCENT	
COLLECTOR NORTHWOODS (Vote for ) 1			
01 = LENO HOLMES	752	99.08	
02 = INVALID WRITE-IN	7	.92	
	-----	-----	
	01	02	
	-----	-----	
1905 NOR5	108	0	
1906 NOR6	157	2	
1907 NOR7	214	1	
1929 NOR29	273	4	

=====

WITH 1 OF 1 REPORTING

	VOTES	PERCENT		VOTES	PERCENT
ALDERPERSON NORTHWOODS WARD 1 (Vote for ) 1					
01 = MAGGIE M. STRONG	162	51.92	03 = KAREN BURNLEY	66	21.15
02 = PATRICIA A. DAVIS	84	26.92	04 = INVALID WRITE-IN	0	
	-----	-----			
	01	02	03	04	
	-----	-----	-----	-----	
1929 NOR29	162	84	66	0	

=====

WITH 1 OF 1 REPORTING

	VOTES	PERCENT		VOTES	PERCENT
ALDERPERSON NORTHWOODS WARD 2 (Vote for ) 1					
01 = KRISTINA L. HAZLEY	85	34.69			
02 = ERROL S. BUSH	159	64.90	03 = INVALID WRITE-IN	1	.41
	-----	-----			
	01	02	03		
	-----	-----	-----		
1907 NOR7	85	159	1		

=====

WITH 1 OF 1 REPORTING

		VOTES	PERCENT		
ALDERPERSON NORTHWOODS WARD 3					
(Vote for ) 1					
01 = DAVID L. TOLLIVER		167	96.53		
02 = INVALID WRITE-IN		6	3.47		
		-----		01	02
		-----		-----	-----
1906 NOR6		167		6	

		VOTES	PERCENT			WITH 1 OF 1 REPORTING
ALDERPERSON NORTHWOODS WARD 4						
(Vote for ) 1						
01 = F. BAIN		109	97.32			
02 = INVALID WRITE-IN		3	2.68			
		-----		01	02	
		-----		-----	-----	
1905 NOR5		109		3		

		VOTES	PERCENT			WITH 1 OF 1 REPORTING	VOTES	PERCENT
TRUSTEE NORWOOD COURT								
(Vote for ) 3								
01 = GENE A. SMITH		36	33.03	03 = MICHAEL McGARITY			33	30.28
02 = ANNA HOLLINS		35	32.11	04 = INVALID WRITE-IN			5	4.59
		-----		01	02	03	04	
		-----		-----	-----	-----	-----	
1936 NOR36		36		35	33	5		

		VOTES	PERCENT			WITH 2 OF 2 REPORTING	VOTES	PERCENT
MAYOR OAKLAND								
(Vote for ) 1								
01 = KEAT WILKINS		219	46.01	03 = INVALID WRITE-IN			2	.42
02 = PAUL MARTI		255	53.57					
		-----		01	02	03		
		-----		-----	-----	-----		
1103 JEF3		148		189	0			
1104 JEF4		71		66	2			

		VOTES	PERCENT			WITH 1 OF 1 REPORTING	VOTES	PERCENT
ALDERPERSON OAKLAND WARD 1								
(Vote for ) 1								
01 = KARL J. HEINZ		96	29.45	03 = INVALID WRITE-IN			0	
02 = TOM STEUBY		230	70.55					
		-----		01	02	03		
		-----		-----	-----	-----		
1103 JEF3		96		230	0			

		VOTES	PERCENT			WITH 1 OF 1 REPORTING
ALDERPERSON OAKLAND WARD 2						
(Vote for ) 1						
01 = MICHAEL M. GODSY		113	98.26			
02 = INVALID WRITE-IN		2	1.74			
		-----		01	02	
		-----		-----	-----	
1104 JEF4		113		2		

		VOTES	PERCENT			WITH 4 OF 4 REPORTING	VOTES	PERCENT
COUNCIL MEMBER OLIVETTE								
(Vote for ) 2								
01 = MAXINE WEIL		1,023	52.81	03 = INVALID WRITE-IN			37	1.91
02 = J. GREGORY (GREG) CARL		877	45.28					
		-----		01	02	03		
		-----		-----	-----	-----		
0312 CC12,13,22,51 MID1,13,28+		295		258	10			
1716 MID16,41,54		247		217	13			
1717 MID17,29,34,36,37,44,45+		456		389	14			
1757 MID57,58		25		13	0			

		VOTES	PERCENT			WITH 3 OF 3 REPORTING	VOTES	PERCENT
COUNCIL MEMBER OVERLAND WARD 1								
(Vote for ) 1								
01 = MARTY A. LITTLE		222	56.63	03 = INVALID WRITE-IN			1	.26
02 = TOM ENNIS		169	43.11					
		-----		01	02	03		
		-----		-----	-----	-----		
1703 MID3,12		133		111	1			
1706 MID6		54		21	0			
1753 MID53		35		37	0			

		VOTES	PERCENT			WITH 3 OF 3 REPORTING
COUNCIL MEMBER OVERLAND WARD 2						
(Vote for ) 1						
01 = VERNON JAY FETSCH		471	93.82			

02 = INVALID WRITE-IN 31 6.18

01 02

1702 MID2 295 20
1714 MID14 NOR23 176 11
1731 MID31 0 0

WITH 3 OF 3 REPORTING

COUNCIL MEMBER OVERLAND WARD 3
(Vote for ) 1
01 = CURTIS LEE MOORE (99) HERICH (1) W/I VOTES OF 117 100.00

01

1704 MID4 51
1705 MID5 65
1726 MID26 1

WITH 4 OF 4 REPORTING

COUNCIL MEMBER OVERLAND WARD 4
(Vote for ) 1
01 = NATALIE E. GERKE 421 96.12
02 = INVALID WRITE-IN 17 3.88

01 02

1708 MID8 56 1
1709 MID9 149 5
1743 MID43 177 8
1752 MID52 39 3

WITH 13 OF 13 REPORTING

OVERLAND - PROPOSITION O
\*\*TAX LEVY - RETIREMENT POLICE DEPT.\*\*
(Vote for ) 1
01 = YES 792 43.47
02 = NO 1,030 56.53

01 02

1702 MID2 204 165
1703 MID3,12 102 146
1704 MID4 51 92
1705 MID5 69 102
1706 MID6 29 48
1708 MID8 25 41
1709 MID9 71 98
1714 MID14 NOR23 86 141
1726 MID26 4 4
1731 MID31 0 0
1743 MID43 104 108
1752 MID52 19 39
1753 MID53 28 46

WITH 1 OF 1 REPORTING

ALDERMAN PACIFIC WARD 1
(Vote for ) 1
01 = GREGG RAHN 2 100.00
02 = INVALID WRITE-IN 0

01 02

1516 MER16 2 0

WITH 1 OF 1 REPORTING

ALDERPERSON PAGEDALE WARD 1
(Vote for ) 1
01 = JEREMIAH MILLETT 86 94.51
02 = INVALID WRITE-IN 5 5.49

01 02

2710 UNV10 86 5

WITH 2 OF 2 REPORTING

ALDERPERSON PAGEDALE WARD 2
(Vote for ) 1
01 = MINNIE RHYMES 89 92.71
02 = INVALID WRITE-IN 7 7.29

01 02

2717 UNV17 88 7
2718 UNV18 1 0

WITH 1 OF 1 REPORTING

ALDERPERSON PAGEDALE WARD 3
(Vote for ) 1
01 = DEBORAH J. VINCENT 86 48.31
02 = BERNICE NOLAN 91 51.12

03 = INVALID WRITE-IN 1 .56

	01	02	03					
2701 UNV1	86	91	1					
=====								
				VOTES	PERCENT	WITH 2 OF 2	REPORTING	
MAYOR PASADENA HILLS								
(Vote for ) 1								
01 = KEVIN M. QUINLISK				282	94.95			
02 = INVALID WRITE-IN				15	5.05			
	01	02						
1911 NOR11	154	9						
1942 NOR42	128	6						
=====								
				VOTES	PERCENT	WITH 1 OF 1	REPORTING	
ALDERPERSON PASADENA HILLS WARD 1								
(Vote for ) 1								
01 = CYNTHIA PENDER McCARTHY				124	99.20			
02 = INVALID WRITE-IN				1	.80			
	01	02						
1942 NOR42	124	1						
=====								
				VOTES	PERCENT	WITH 1 OF 1	REPORTING	VOTES PERCENT
ALDERPERSON PASADENA HILLS WARD 2								
(Vote for ) 1								
01 = GENO SALVATI				140	77.78			
02 = PATRICIA (PAT) GADDESS				39	21.67	03 = INVALID WRITE-IN		1 .56
	01	02	03					
1911 NOR11	140	39	1					
=====								
				VOTES	PERCENT	WITH 1 OF 1	REPORTING	VOTES PERCENT
TRUSTEE PASADENA PARK								
(Vote for ) 3								
01 = ALICE CANAVAN				46	21.49	04 = JACKIE KAM-BLACKARD		35 16.36
02 = CAROLYN D. YOUNG				78	36.45	05 = INVALID WRITE-IN		1 .47
03 = SHIRLEY A. FITZPATRICK				54	25.33			
	01	02	03	04	05			
1939 NOR39	46	78	54	35	1			
=====								
				VOTES	PERCENT	WITH 4 OF 4	REPORTING	VOTES PERCENT
MAYOR PINE LAWN								
(Vote for ) 1								
01 = TERRY EPPS				312	63.67			
02 = DARRYL JONES				21	4.29	04 = ELWYN M. WALLS		104 21.22
03 = GERALD L. METTS				53	10.82	05 = INVALID WRITE-IN		0
	01	02	03	04	05			
1901 NOR1	54	4	12	27	0			
1902 NOR2	76	10	6	46	0			
1903 NOR3	93	4	22	16	0			
2721 UNV21	89	3	13	15	0			
=====								
				VOTES	PERCENT	WITH 1 OF 1	REPORTING	VOTES PERCENT
ALDERPERSON PINE LAWN WARD 1								
(Vote for ) 1								
01 = CARLA WALKER				33	28.21	03 = DEBRA GOMEZ		19 16.24
02 = OLIMES UNDERWOOD				64	54.70	04 = INVALID WRITE-IN		1 .85
	01	02	03	04				
2721 UNV21	33	64	19	1				
=====								
				VOTES	PERCENT	WITH 1 OF 1	REPORTING	VOTES PERCENT
ALDERPERSON PINE LAWN WARD 2								
(Vote for ) 1								
01 = ROSALYN HALK				43	49.43			
02 = JOAN HARRIS				42	48.28	03 = INVALID WRITE-IN		2 2.30
	01	02	03					
1901 NOR1	43	42	2					
=====								
				VOTES	PERCENT	WITH 1 OF 1	REPORTING	VOTES PERCENT
ALDERPERSON PINE LAWN WARD 3								
(Vote for ) 1								
01 = ADRIAN WRIGHT				77	62.60			
02 = RONALD PIERSON				46	37.40	03 = INVALID WRITE-IN		0
	01	02	03					
1903 NOR3	77	46	0					

```

=====
                                VOTES PERCENT      WITH 1 OF 1 REPORTING
ALDERPERSON PINE LAWN WARD 4
  (Vote for ) 1
    01 = NAKISHA SMITH
    02 = CHELENA PYE
                                77  60.16
                                51  39.84
                                -----
                                01  02  03
1902 NOR2
                                77  51  0
=====

```

```

=====
                                VOTES PERCENT      WITH 1 OF 1 REPORTING
TRUSTEE RIVERVIEW
  (Vote for ) 3
    01 = STEVE PARO
    02 = BRUCE STOCKER
                                151  35.45
                                130  30.52
                                -----
                                01  02  03  04
2431 SF31,32
                                151  130  134  11
=====

```

```

=====
                                VOTES PERCENT      WITH 2 OF 2 REPORTING
ALDERPERSON ROCK HILL WARD 1
  (Vote for ) 1
    01 = EDWARD J. (ED) JOHNSON
    02 = INVALID WRITE-IN
                                176  98.32
                                3    1.68
                                -----
                                01  02
0550 CLA50
0551 CLA51
                                96  2
                                80  1
=====

```

```

=====
                                VOTES PERCENT      WITH 1 OF 1 REPORTING
ALDERPERSON ROCK HILL WARD 2
  (Vote for ) 1
    01 = SABRINA WESTFALL-LUMPKINS
    02 = INVALID WRITE-IN
                                147  98.00
                                3    2.00
                                -----
                                01  02
0522 CLA22
                                147  3
=====

```

```

=====
                                VOTES PERCENT      WITH 2 OF 2 REPORTING
ALDERPERSON ROCK HILL WARD 3
  (Vote for ) 1
    01 = MARY K. WOFFORD
    02 = INVALID WRITE-IN
                                211  96.35
                                8    3.65
                                -----
                                01  02
0518 CLA18
0523 CLA23
                                2  0
                                209  8
=====

```

```

=====
                                VOTES PERCENT      WITH 3 OF 3 REPORTING
ALDERPERSON SHREWSBURY WARD 1
  (Vote for ) 1
    01 = ELMER KAUFFMANN
    02 = INVALID WRITE-IN
                                254  93.73
                                17   6.27
                                -----
                                01  02
1007 HAD7,24
1031 HAD31
1111 JEF11
                                96  7
                                102  4
                                56  6
=====

```

```

=====
                                VOTES PERCENT      WITH 3 OF 3 REPORTING
ALDERPERSON SHREWSBURY WARD 2
  (Vote for ) 1
    01 = RICK STEINGRUBY
    02 = INVALID WRITE-IN
                                305  95.91
                                13   4.09
                                -----
                                01  02
1006 HAD6
1106 JEF6
1109 JEF9
                                146  6
                                43  1
                                116  6
=====

```

```

=====
                                VOTES PERCENT      WITH 2 OF 2 REPORTING
ALDERPERSON SHREWSBURY WARD 3
  (Vote for ) 1
    01 = MIKE TRAVAGLINI
    02 = INVALID WRITE-IN
                                313  95.43
                                15   4.57
                                -----
                                01  02
1115 JEF15
1129 JEF29
                                105  8
                                208  7
=====

```

WITH 14 OF 14 REPORTING

MARSHAL-COLLECTOR ST. ANN  
 (Vote for ) 1  
 01 = AARON JIMENEZ  
 02 = INVALID WRITE-IN

VOTES PERCENT  
 1,857 96.97  
 58 3.03

-----  
 01 02  
 -----

0104 AP4,28 MID50 268 11  
 0108 AP8,24 162 6  
 0111 AP11,20 113 3  
 0130 AP30 17 0  
 0131 AP31 189 6  
 0133 AP33 78 2  
 0140 AP40 MID56 248 7  
 0144 AP44 122 5  
 0146 AP46 24 0  
 0149 AP49 191 8  
 1723 MID23 100 0  
 1727 MID27 102 2  
 1742 MID42 175 5  
 1746 MID46 68 3

WITH 3 OF 3 REPORTING

ALDERPERSON ST. ANN WARD 1  
 (Vote for ) 1  
 01 = STEVE TRIPLETT  
 02 = INVALID WRITE-IN

VOTES PERCENT  
 308 96.55  
 11 3.45

-----  
 01 02  
 -----

0108 AP8,24 157 5  
 1723 MID23 91 3  
 1746 MID46 60 3

WITH 4 OF 4 REPORTING

ALDERPERSON ST. ANN WARD 2  
 (Vote for ) 1  
 01 = AMY POELKER  
 02 = INVALID WRITE-IN

VOTES PERCENT  
 429 96.62  
 15 3.38

-----  
 01 02  
 -----

0111 AP11,20 110 4  
 0130 AP30 19 0  
 0131 AP31 183 7  
 0144 AP44 117 4

WITH 4 OF 4 REPORTING

ALDERPERSON ST. ANN WARD 3  
 (Vote for ) 1  
 01 = RICK CRABTREE  
 02 = INVALID WRITE-IN

VOTES PERCENT  
 643 95.40  
 31 4.60

-----  
 01 02  
 -----

0140 AP40 MID56 225 9  
 0149 AP49 175 10  
 1727 MID27 84 5  
 1742 MID42 159 7

WITH 3 OF 3 REPORTING

ALDERPERSON ST. ANN WARD 4  
 (Vote for ) 1  
 01 = DANIEL MURPHY  
 02 = INVALID WRITE-IN

VOTES PERCENT  
 347 95.86  
 15 4.14

-----  
 01 02  
 -----

0104 AP4,28 MID50 253 12  
 0133 AP33 72 2  
 0146 AP46 22 1

WITH 14 OF 14 REPORTING

ST. ANN - PROPOSITION L  
 \*\*TAX LEVY - GENERAL REVENUE\*\*  
 (Vote for ) 1

VOTES PERCENT  
 1,270 60.62  
 825 39.38

-----  
 01 02  
 -----

0104 AP4,28 MID50 166 143  
 0108 AP8,24 101 97  
 0111 AP11,20 80 46  
 0130 AP30 10 12  
 0131 AP31 120 98  
 0133 AP33 43 45  
 0140 AP40 MID56 200 72  
 0144 AP44 89 52  
 0146 AP46 14 10  
 0149 AP49 139 71  
 1723 MID23 65 43  
 1727 MID27 68 44  
 1742 MID42 131 61  
 1746 MID46 44 31



				WITH 3 OF 3 REPORTING			
				VOTES	PERCENT	VOTES	PERCENT
COUNCIL MEMBER ST. JOHN WARD 1							
(Vote for ) 1							
01 = MARK ROBERT STIEF				124	50.41		
02 = DAVID M. WIEDA				119	48.37	03 = INVALID WRITE-IN	3 1.22
				-----			
				01	02	03	
				-----			
0115 AP15				10	13	0	
0116 AP16 NOR31				15	10	1	
1926 NOR26				99	96	2	

				WITH 2 OF 2 REPORTING			
				VOTES	PERCENT		
COUNCIL MEMBER ST. JOHN WARD 2							
(Vote for ) 1							
01 = CURT PIERCE				192	95.52		
02 = INVALID WRITE-IN				9	4.48		
				-----			
				01	02		
				-----			
0106 AP6,9,13,37				146	6		
0114 AP14 NOR27				46	3		

				WITH 4 OF 4 REPORTING			
				VOTES	PERCENT		
ALDERMAN SUNSET HILLS WARD 1							
(Vote for ) 1							
01 = DEE BAEBLER				313	92.88		
02 = INVALID WRITE-IN				24	7.12		
				-----			
				01	02		
				-----			
0216 BON16,20,35				267	11		
0240 BON40				0	0		
0902 GRA2,8				41	11		
0903 GRA3				5	2		

				WITH 3 OF 3 REPORTING			
				VOTES	PERCENT		
ALDERMAN SUNSET HILLS WARD 2							
(Vote for ) 1							
01 = STEVE BERSCHE				455	97.43		
02 = INVALID WRITE-IN				12	2.57		
				-----			
				01	02		
				-----			
0648 CON48				11	0		
0909 GRA9				232	5		
0914 GRA14,41				212	7		

				WITH 4 OF 4 REPORTING		WITH 3 OF 3 REPORTING	
				VOTES	PERCENT	VOTES	PERCENT
ALDERMAN SUNSET HILLS WARD 3							
(Vote for ) 1							
01 = NATHAN LIPE				354	55.84		
02 = LORI SCARLETT				280	44.16	03 = INVALID WRITE-IN	0
				-----			
				01	02	03	
				-----			
0625 CON25				232	103	0	
0910 GRA10,12				22	27	0	
0911 GRA11				83	142	0	
0934 GRA34				17	8	0	

				WITH 3 OF 3 REPORTING			
				VOTES	PERCENT		
ALDERMAN SUNSET HILLS WARD 4							
(Vote for ) 1							
01 = MARK COLOMBO				513	99.42		
02 = INVALID WRITE-IN				3	.58		
				-----			
				01	02		
				-----			
0601 CON1 GRA31				352	1		
0603 CON3				161	1		
0923 GRA23,30				0	1		

				WITH 14 OF 14 REPORTING			
				VOTES	PERCENT		
MAYOR TOWN AND COUNTRY							
(Vote for ) 1							
01 = JON DALTON				1,718	95.02		
02 = INVALID WRITE-IN				90	4.98		
				-----			
				01	02		
				-----			
0320 CC20,59				292	8		
0329 CC29 MR39				164	6		
1246 LAF46 MR3				183	18		
1635 MHT35,56				162	8		
1654 MHT54				1	0		
1802 MR2				15	0		
1809 MR9				34	1		
1825 MR25				237	17		
1829 MR29				107	3		
1843 MR43				104	3		

1844 MR44	163	12
1845 MR45,53	86	3
1848 MR48	155	8
1856 MR56	15	3

			VOTES PERCENT		WITH 6 OF 6 REPORTING		VOTES PERCENT	
ALDERMAN TOWN AND COUNTRY WARD 1 (Vote for ) 1								
01 = LYNN WRIGHT			393	55.35				
02 = MICHAEL COZAD			317	44.65	03 = INVALID WRITE-IN		0	
			01	02	03			
0320 CC20,59	200	145	0					
0329 CC29 MR39	93	101	0					
1654 MHT54	1	0	0					
1809 MR9	30	5	0					
1843 MR43	58	58	0					
1856 MR56	11	8	0					

			VOTES PERCENT		WITH 3 OF 3 REPORTING		VOTES PERCENT	
ALDERMAN TOWN AND COUNTRY WARD 2 (Vote for ) 1								
01 = TIFFANY FRAUTSCHI			389	97.25				
02 = INVALID WRITE-IN			11	2.75				
			01	02				
1802 MR2	14	0						
1825 MR25	268	7						
1829 MR29	107	4						

			VOTES PERCENT		WITH 3 OF 3 REPORTING		VOTES PERCENT	
ALDERMAN TOWN AND COUNTRY WARD 3 (Vote for ) 1								
01 = FRED MEYLAND-SMITH			434	71.62				
02 = LINDA ROBSON			169	27.89	03 = INVALID WRITE-IN		3	.50
			01	02	03			
1246 LAF46 MR3	164	59	2					
1844 MR44	128	62	1					
1848 MR48	142	48	0					

			VOTES PERCENT		WITH 2 OF 2 REPORTING		VOTES PERCENT	
ALDERMAN TOWN AND COUNTRY WARD 4 (Vote for ) 1								
01 = JON BENIGAS			239	96.37				
02 = INVALID WRITE-IN			9	3.63				
			01	02				
1635 MHT35,56	159	8						
1845 MR45,53	80	1						

			VOTES PERCENT		WITH 1 OF 1 REPORTING		VOTES PERCENT	
MAYOR TWIN OAKS (Vote for ) 1								
01 = RUSSELL L. FORTUNE			89	92.71				
02 = INVALID WRITE-IN			7	7.29				
			01	02				
2332 QUE32	89	7						

			VOTES PERCENT		WITH 1 OF 1 REPORTING		VOTES PERCENT	
ALDERMEN-AT-LARGE TWIN OAKS (Vote for ) 2								
01 = DENNIS L. WHITMORE			67	45.27				
02 = LISA EISENHAUER			77	52.03	03 = INVALID WRITE-IN		4	2.70
			01	02	03			
2332 QUE32	67	77	4					

			VOTES PERCENT		WITH 1 OF 1 REPORTING		VOTES PERCENT	
TRUSTEE UPLANDS PARK (Vote for ) 2								
01 = BIRDIE MCKEE			26	16.46	04 = ONVA BURKE		32	20.25
02 = HENRY IWENOFU			28	17.72	05 = KENNETH WILLIAMS		32	20.25
03 = CARMEN McCLENDON-ROBERTS			39	24.68	06 = INVALID WRITE-IN		1	.63
			01	02	03	04	05	06
1941 NOR41	26	28	39	32	32	1		

			VOTES PERCENT		WITH 5 OF 5 REPORTING		VOTES PERCENT	
ALDERPERSON VALLEY PARK WARD 1 (Vote for ) 1								
01 = LLOYD FORD			107	49.08				

02 = STEPHANIE REYNOLDS 111 50.92 03 = INVALID WRITE-IN 0

	01	02	03
1544 MER44	0	0	0
2317 QUE17,40	99	94	0
2320 QUE20	0	0	0
2349 QUE49	8	17	0
2350 QUE50	0	0	0

ALDERPERSON VALLEY PARK WARD 2

	VOTES	PERCENT	WITH 2 OF 2 REPORTING	VOTES	PERCENT
(Vote for ) 1					
01 = LAURIE HENDERSON	107	50.71			
02 = THOMAS BOLTE	100	47.39	03 = INVALID WRITE-IN	4	1.90

	01	02	03
2342 QUE42	93	97	1
2346 QUE46	14	3	3

ALDERPERSON VALLEY PARK WARD 3

	VOTES	PERCENT	WITH 3 OF 3 REPORTING	VOTES	PERCENT
(Vote for ) 1					
01 = EDDIE WALKER	203	53.28			
02 = JEFFERY J. WHITEAKER	175	45.93	03 = INVALID WRITE-IN	3	.79

	01	02	03
2321 QUE21	4	6	0
2328 QUE28,34	54	38	1
2335 QUE35	145	131	2

ALDERPERSON VALLEY PARK WARD 4

	VOTES	PERCENT	WITH 2 OF 2 REPORTING	VOTES	PERCENT
(Vote for ) 1					
01 = DEE O'NEILL	186	47.57			
02 = STEVE DRAKE	204	52.17	03 = INVALID WRITE-IN	1	.26

	01	02	03
2325 QUE25,38	106	171	1
2333 QUE33	80	33	0

MAYOR VELDA CITY

	VOTES	PERCENT	WITH 2 OF 2 REPORTING	VOTES	PERCENT
(Vote for ) 1					
01 = ROBERT L. HENSLEY	163	92.09			
02 = INVALID WRITE-IN	14	7.91			

	01	02
1909 NOR9	76	9
1937 NOR37	87	5

ALDERPERSON VELDA CITY WARD 1

	VOTES	PERCENT	WITH 1 OF 1 REPORTING	VOTES	PERCENT
(Vote for ) 1					
01 = YVETTE BATTLE	84	97.67			
02 = INVALID WRITE-IN	2	2.33			

	01	02
1937 NOR37	84	2

ALDERPERSON VELDA CITY WARD 2

	VOTES	PERCENT	WITH 1 OF 1 REPORTING	VOTES	PERCENT
(Vote for ) 1					
01 = NO CANDIDATE FILED	0				
02 = *SEE OFFICIAL WRITE-IN REPORT	10	100.00			

	01	02
1909 NOR9	0	10

ALDERMAN VELDA VILLAGE HILLS WARD 1

	VOTES	PERCENT	WITH 1 OF 1 REPORTING	VOTES	PERCENT
(Vote for ) 1					
01 = BERNARD WHITLEY	35	35.35			
02 = ROY WADE	62	62.63	03 = INVALID WRITE-IN	2	2.02

	01	02	03
2730 UNV30	35	62	2

ALDERMAN VELDA VILLAGE HILLS WARD 2

	VOTES	PERCENT	WITH 1 OF 1 REPORTING	VOTES	PERCENT
(Vote for ) 1					
01 = WILLIE FLOWERS	37	40.22			
02 = EFFIE MOORE	55	59.78	03 = INVALID WRITE-IN	0	

	01	02	03	
2745 UNV45	37	55	0	

				WITH 1 OF 1 REPORTING		
ALDERPERSON VINITA PARK WARD 1	VOTES	PERCENT			VOTES	PERCENT
(Vote for ) 1						
01 = JANET D. SIMMS	49	41.18				
02 = BRIAN JOSEPH GREMAUD	70	58.82		03 = INVALID WRITE-IN	0	
	01	02	03			
1718 MID18	49	70	0			

				WITH 4 OF 4 REPORTING		
ALDERPERSON VINITA PARK WARD 2	VOTES	PERCENT			VOTES	PERCENT
(Vote for ) 1						
01 = WANDA FAIRLEY	63	64.29				
02 = NANCY J. MEWES	35	35.71		03 = INVALID WRITE-IN	0	
	01	02	03			
1725 MID25	6	15	0			
1730 MID30	49	13	0			
1732 MID32	1	7	0			
1738 MID38	7	0	0			

				WITH 4 OF 4 REPORTING		
ALDERPERSON VINITA PARK WARD 3	VOTES	PERCENT			VOTES	PERCENT
(Vote for ) 1						
01 = TIMOTHY McGOVERN	3	2.73				
02 = KIM WASHINGTON	32	29.09		04 = MARCIETA D. REED	47	42.73
03 = VERONICA CONNER	28	25.45		05 = INVALID WRITE-IN	0	
	01	02	03	04	05	
1710 MID10	2	6	16	18	0	
1720 MID20	1	0	0	10	0	
1755 MID55	0	26	12	19	0	
1760 MID60	0	0	0	0	0	

				WITH 1 OF 1 REPORTING		
ALDERPERSON WARSON WOODS WARD 1	VOTES	PERCENT				
(Vote for ) 1						
01 = JAMES (JIM) NEWMAN	81	95.29				
02 = INVALID WRITE-IN	4	4.71				
	01	02				
1101 JEF1	81	4				

				WITH 1 OF 1 REPORTING		
ALDERPERSON WARSON WOODS WARD 2	VOTES	PERCENT				
(Vote for ) 1						
01 = GORDON W. GOSH	99	100.00				
02 = INVALID WRITE-IN	0					
	01	02				
0545 CLA45	99	0				

				WITH 1 OF 1 REPORTING		
ALDERPERSON WARSON WOODS WARD 3	VOTES	PERCENT				
(Vote for ) 1						
01 = CHARLES LUISETTI	77	96.25				
02 = INVALID WRITE-IN	3	3.75				
	01	02				
0542 CLA42	77	3				

				WITH 1 OF 1 REPORTING		
ALDERPERSON WARSON WOODS WARD 4	VOTES	PERCENT				
(Vote for ) 1						
01 = MARK F. WITTICH	158	99.37				
02 = INVALID WRITE-IN	1	.63				
	01	02				
0533 CLA33	158	1				

				WITH 13 OF 13 REPORTING		
WEBSTER GROVES - PROPOSITION R	VOTES	PERCENT				
**TAX - POLICE & FIREFIGHTERS PENSION**						
(Vote for ) 1						
01 = YES	3,408	64.53				
02 = NO	1,873	35.47				
	01	02				

0521	CLA21	73	94
1107	JEF7,13,20	204	136
1108	JEF8	181	65
1110	JEF10	297	173
1112	JEF12,17	216	128
1114	JEF14	489	199
1116	JEF16	108	85
1118	JEF18,24	401	169
1119	JEF19,31	398	237
1121	JEF21	199	130
1122	JEF22,25,26	241	104
1123	JEF23,30	341	207
1127	JEF27	260	146

		VOTES		PERCENT		WITH 2 OF 2 REPORTING	
COUNCIL MEMBER WELLSTON WARD 1							
(Vote for ) 1							
01	= LATOYA SCOTT	22	48.89				
02	= SHERRY ANN McINTEE (21) W/I VOTES OF	23	51.11				
		01	02				
2705	UNV5	1	2				
2706	UNV6,13	21	21				

		VOTES		PERCENT		WITH 1 OF 1 REPORTING	
COUNCIL MEMBER WELLSTON WARD 3							
(Vote for ) 1							
01	= LINDA GARNER	20	95.24				
02	= INVALID WRITE-IN	1	4.76				
		01	02				
2708	UNV8	20	1				

		VOTES		PERCENT		WITH 1 OF 1 REPORTING		VOTES		PERCENT	
COUNCIL MEMBER WELLSTON WARD 5											
(Vote for ) 1											
01	= GRACIE WHITE	25	58.14								
02	= FARRAKHAN SHEGOG	18	41.86	03 = INVALID WRITE-IN				0			
		01	02	03							
2712	UNV12	25	18	0							

		VOTES		PERCENT		WITH 2 OF 2 REPORTING		VOTES		PERCENT	
TRUSTEE WESTWOOD											
(Vote for ) 3											
01	= ROBYN DEMOTT	23	31.94	03 = SANDRA M. GANTT				22	30.56		
02	= DOUG SCHUKAR	25	34.72	04 = INVALID WRITE-IN				2	2.78		
		01	02	03	04						
0339	CC39	13	15	12	1						
0340	CC40	10	10	10	1						

		VOTES		PERCENT		WITH 1 OF 1 REPORTING		VOTES		PERCENT	
TRUSTEE WILBUR PARK											
(Vote for ) 3											
01	= NEAL VOHSEN	70	30.97	03 = DAN KAESTNER				71	31.42		
02	= JOSEPH E. WILHITE	77	34.07	04 = INVALID WRITE-IN				8	3.54		
		01	02	03	04						
0634	CON34	70	77	71	8						

		VOTES		PERCENT		WITH 5 OF 5 REPORTING	
COUNCIL MEMBER WILDWOOD WARD 1							
(Vote for ) 1							
01	= LARRY W. MCGOWEN	700	97.09				
02	= INVALID WRITE-IN	21	2.91				
		01	02				
0401	CHE1	117	0				
0407	CHE7,48,50,55	154	8				
0417	CHE17,34,53	292	10				
0427	CHE27	120	2				
0435	CHE35,47	17	1				

		VOTES		PERCENT		WITH 2 OF 2 REPORTING	
COUNCIL MEMBER WILDWOOD WARD 2							
(Vote for ) 1							
01	= DON BARTONI	580	97.15				
02	= INVALID WRITE-IN	17	2.85				
		01	02				
0413	CHE13,26	380	14				
0428	CHE28	200	3				

				WITH 4 OF 4 REPORTING			
				VOTES	PERCENT	VOTES	PERCENT
COUNCIL MEMBER WILDWOOD WARD 3							
(Vote for ) 1							
01 = SUE CULLINANE				314	45.05		
02 = TAMMY SHEA				379	54.38	03 = INVALID WRITE-IN	4 .57
				-----			
				01	02	03	
				-----			
0405 CHE5,6			128	136	1		
0420 CHE20,25			130	178	2		
0436 CHE36			12	8	0		
0440 CHE40			44	57	1		

				WITH 4 OF 4 REPORTING			
				VOTES	PERCENT	VOTES	PERCENT
COUNCIL MEMBER WILDWOOD WARD 4							
(Vote for ) 1							
01 = KATIE DODWELL				362	54.03		
02 = JEAN M. VEDVIG				306	45.67	03 = INVALID WRITE-IN	2 .30
				-----			
				01	02	03	
				-----			
0421 CHE21 WH23			251	229	1		
0424 CHE24			36	32	0		
2818 WH18			26	11	1		
2819 WH19			49	34	0		

				WITH 3 OF 3 REPORTING			
				VOTES	PERCENT		
COUNCIL MEMBER WILDWOOD WARD 5							
(Vote for ) 1							
01 = DAVID BERTOLINO				559	95.56		
02 = INVALID WRITE-IN				26	4.44		
				-----			
				01	02		
				-----			
0429 CHE29			55	1			
2820 WH20,22			303	11			
2821 WH21			201	14			

				WITH 6 OF 6 REPORTING			
				VOTES	PERCENT		
COUNCIL MEMBER WILDWOOD WARD 6							
(Vote for ) 1							
01 = GREG ALEXANDER				650	98.34		
02 = INVALID WRITE-IN				11	1.66		
				-----			
				01	02		
				-----			
0438 CHE38,49,51 MER3			179	1			
0439 CHE39 WH3			65	3			
0443 CHE43,46,54 MER2,4,5			257	2			
1508 MER8			102	5			
1535 MER35			1	0			
2802 WH2			46	0			

				WITH 3 OF 3 REPORTING			
				VOTES	PERCENT		
COUNCIL MEMBER WILDWOOD WARD 7							
(Vote for ) 1							
01 = GREG STINE				639	98.16		
02 = INVALID WRITE-IN				12	1.84		
				-----			
				01	02		
				-----			
2807 WH7,28			145	2			
2808 WH8			314	4			
2813 WH13			180	6			

				WITH 4 OF 4 REPORTING			
				VOTES	PERCENT		
COUNCIL MEMBER WILDWOOD WARD 8							
(Vote for ) 1							
01 = JOE GARRITANO				632	97.83		
02 = INVALID WRITE-IN				14	2.17		
				-----			
				01	02		
				-----			
1510 MER10,28			70	0			
2804 WH4,10,12			125	6			
2805 WH5			13	0			
2809 WH9			424	8			

				WITH 3 OF 3 REPORTING			
				VOTES	PERCENT		
MAYOR WINCHESTER							
(Vote for ) 1							
01 = GAIL M. WINHAM				91	97.85		
02 = INVALID WRITE-IN				2	2.15		
				-----			
				01	02		
				-----			
1242 LAF42			25	0			
1244 LAF44 QUE27			24	0			
1245 LAF45 QUE26			42	2			

				WITH 2 OF 2 REPORTING			
				VOTES	PERCENT		



01 = BRENDA C. YOUNGBLOOD	6,979	21.36					
02 = MARK J. BEHLMANN	6,833	20.91	05 = MARCUS ALLEN			4,398	13.46
03 = MARGO MCNEIL	6,890	21.09	06 = BENTON CORNELL SMITH			1,936	5.93
04 = ELIZABETH A. (BETSY) RACHEL	5,471	16.75	07 = INVALID WRITE-IN			165	.51

	01	02	03	04	05	06	07
0119 AP19	58	79	62	63	40	22	1
0134 AP34 FER11,26	40	28	26	25	25	15	1
0701 FER1	60	55	49	33	34	21	0
0702 FER2	103	43	54	46	69	33	0
0704 FER4	16	6	5	6	8	4	0
0706 FER6	21	12	15	5	11	8	1
0717 FER17	32	15	21	14	15	8	0
0718 FER18	28	17	8	18	14	9	0
0719 FER19,45	154	90	100	62	133	36	0
0722 FER22,46	207	83	98	68	104	56	2
0725 FER25	0	0	0	0	0	0	0
0737 FER37	187	91	80	77	129	76	0
0740 FER40	89	38	44	47	48	24	0
0742 FER42	90	52	48	43	55	31	1
0801 FLO1 LC7	100	109	81	91	54	34	2
0809 FLO9	91	175	134	149	69	20	2
0815 FLO15 LC10	76	148	126	101	41	18	2
0821 FLO21,27 LC27	96	173	100	171	57	26	5
0825 FLO25 LC18	4	14	9	12	3	2	2
0826 FLO26	49	29	35	30	31	16	1
0828 FLO28 LC16	24	37	33	29	14	6	1
1301 LC1 NW6	50	54	63	62	41	9	4
1302 LC2	42	99	86	85	24	10	1
1303 LC3	58	94	88	77	24	14	4
1304 LC4 NW10	98	143	129	94	49	13	3
1305 LC5,19	84	145	151	114	45	18	2
1306 LC6	20	46	43	41	5	3	1
1308 LC8,25,31	104	163	165	132	72	30	7
1309 LC9	93	119	155	91	38	14	5
1311 LC11,13,23	105	200	225	133	71	29	2
1312 LC12,28,32	247	297	318	235	168	53	7
1314 LC14	81	80	107	66	58	25	3
1315 LC15	79	181	182	161	57	23	6
1317 LC17,22	295	191	233	176	144	74	8
1320 LC20	15	23	21	22	11	3	2
1321 LC21	128	113	161	109	100	32	4
1324 LC24	16	40	36	39	17	10	2
1326 LC26 SPL6	192	135	126	110	126	91	4
1329 LC29 NW7	81	155	173	132	54	26	3
1330 LC30 SPL8	164	149	168	131	128	79	6
1333 LC33	7	15	10	10	8	2	0
2102 NW2	66	164	140	179	55	18	5
2104 NW4	28	62	55	60	21	7	0
2108 NW8	75	102	107	93	33	13	1
2109 NW9	28	77	91	64	28	8	1
2115 NW15	24	8	24	20	19	2	1
2118 NW18	49	72	67	66	53	12	1
2122 NW22,46	79	170	172	137	63	22	7
2123 NW23,34,45	91	174	193	160	73	27	9
2124 NW24	1	3	2	1	2	0	0
2125 NW25	6	2	1	5	7	2	0
2130 NW30	0	1	1	1	1	2	0
2140 NW40	113	166	216	150	87	19	0
2141 NW41,48	93	138	165	147	47	20	0
2144 NW44	1	3	1	1	0	0	1
2401 SF1	100	34	50	30	44	24	2
2406 SF6,9	80	54	55	40	44	16	0
2407 SF7,33	119	109	72	48	58	31	1
2410 SF10	86	70	69	53	47	25	0
2420 SF20 SPL5	125	77	61	64	68	63	1
2426 SF26	0	0	0	0	0	0	0
2430 SF30	5	0	2	0	2	0	0
2434 SF34,35	18	12	12	10	6	3	3
2501 SPL1	192	72	143	66	81	32	1
2502 SPL2,25	148	97	92	61	111	42	2
2503 SPL3	121	59	70	35	70	38	0
2504 SPL4	121	79	66	52	51	33	4
2507 SPL7	178	104	104	70	111	55	2
2509 SPL9	1	3	0	0	1	0	0
2510 SPL10,27	139	212	132	135	88	47	7
2511 SPL11	220	114	142	95	139	56	2
2513 SPL13	215	155	163	76	123	58	3
2514 SPL14,24	231	196	207	118	126	50	1
2515 SPL15	177	75	85	56	206	45	2
2517 SPL17,19,23	241	133	131	100	99	64	3
2521 SPL21	82	68	51	45	46	23	3
2522 SPL22	110	54	53	30	111	17	1
2528 SPL28	132	178	127	93	83	39	6

		VOTES PERCENT		WITH 17 OF 17 REPORTING		VOTES PERCENT	
DIRECTOR SCHOOL DISTRICT OF JENNINGS							
(Vote for ) 3							
01 = JOHN SCHLERETH		554	19.72			518	18.43
02 = TERRY WILSON		832	29.61	04 = PHYLLIS R. ANDERSON		11	.39
03 = MIRANDA JONES		895	31.85	05 = INVALID WRITE-IN			

	01	02	03	04	05
1944 NOR44	41	56	55	37	0
1945 NOR45	36	56	57	51	3
1948 NOR48,51	22	41	41	33	0
2010 NRW10,11	129	212	214	94	3
2012 NRW12,20,24,38	15	32	32	17	1
2013 NRW13	47	46	58	24	1
2018 NRW18	29	31	51	24	0
2030 NRW30,36	38	42	68	30	1
2033 NRW33	3	4	4	2	0



2035 NRW35	2	9	7	8	0
2037 NRW37	51	65	76	28	0
2040 NRW40	5	8	7	4	1
2041 NRW41	14	21	19	20	1
2042 NRW42	44	112	90	55	0
2047 NRW47	50	56	54	53	0
2049 NRW49	10	18	18	10	0
2050 NRW50,51	18	23	44	28	0

											WITH 29 OF 29 REPORTING		
											VOTES	PERCENT	
DIRECTOR KIRKWOOD SCHOOL DISTRICT R-7													
(Vote for ) 3													
01 = JULIE BACKER											8,028	24.38	
02 = MICHAEL MANCINI											3,628	11.02	
03 = ALLEN McCOY											1,814	5.51	
04 = JENNIFER PANGBORN											5,704	17.32	
05 = CHAD KAVANAUGH											5,954	18.08	
											06 = MARGARET BOYKO	2,755	8.37
											07 = GREG ASHLEY	3,892	11.82
											08 = JEFF BARRY	979	2.97
											09 = INVALID WRITE-IN	176	.53
	01	02	03	04	05	06	07	08	09				
0201 BON1,2,4,18	849	307	129	506	692	223	349	56	20				
0205 BON5,36	347	193	84	286	231	119	152	42	5				
0206 BON6	499	219	105	291	390	181	155	47	9				
0207 BON7,8,22	428	215	132	310	303	152	209	49	20				
0209 BON9	487	173	110	342	449	125	386	44	14				
0211 BON11,33	360	134	59	308	272	154	129	36	13				
0212 BON12	405	215	105	368	310	178	177	54	14				
0213 BON13,23,29	484	315	95	460	282	233	190	53	12				
0214 BON14,17	63	50	20	34	28	25	20	9	0				
0219 BON19 CLA15	351	163	93	261	250	136	163	40	10				
0224 BON24	197	98	43	133	111	84	55	29	3				
0227 BON27,34	256	149	69	214	129	114	81	41	3				
0231 BON31,32	608	242	127	382	453	161	181	57	10				
0506 CLA6	245	118	125	157	174	91	174	27	5				
0533 CLA33	102	20	19	50	75	27	66	19	4				
0536 CLA36	4	1	5	5	6	4	2	4	0				
0549 CLA49	21	7	6	14	10	8	7	4	0				
0903 GRA3	6	3	0	1	4	1	3	0	0				
1103 JEF3	186	105	40	140	109	86	41	32	2				
1104 JEF4	78	32	18	52	48	22	26	15	1				
1132 JEF32	369	205	70	240	265	98	161	49	9				
1134 JEF34	302	121	47	271	213	86	92	35	4				
1137 JEF37	353	194	54	261	247	119	181	53	3				
1801 MR1,11	219	70	43	114	169	59	208	37	0				
1806 MR6	165	54	50	85	173	53	128	37	1				
1809 MR9	15	3	2	13	9	7	4	1	3				
1819 MR19,22	343	124	104	230	321	117	367	62	4				
1834 MR34	91	40	27	76	77	34	66	18	0				
1837 MR37,49	195	58	33	100	154	58	119	29	7				

											WITH 29 OF 29 REPORTING	
											VOTES	PERCENT
KIRKWOOD SCHOOL DISTRICT R-7 - PROPOSITION K												
**TAX LEVY - DISTRICT SUPPORT**												
(Vote for ) 1												
01 = YES											8,533	57.96
02 = NO											6,189	42.04
	01	02										
0201 BON1,2,4,18	836	528										
0205 BON5,36	344	290										
0206 BON6	509	336										
0207 BON7,8,22	446	363										
0209 BON9	537	358										
0211 BON11,33	403	237										
0212 BON12	462	328										
0213 BON13,23,29	564	352										
0214 BON14,17	80	26										
0219 BON19 CLA15	370	271										
0224 BON24	182	146										
0227 BON27,34	268	224										
0231 BON31,32	606	355										
0506 CLA6	293	196										
0533 CLA33	82	99										
0536 CLA36	2	14										
0549 CLA49	9	31										
0903 GRA3	2	4										
1103 JEF3	211	131										
1104 JEF4	91	61										
1132 JEF32	399	290										
1134 JEF34	364	206										
1137 JEF37	413	253										
1801 MR1,11	238	188										
1806 MR6	134	213										
1809 MR9	15	21										
1819 MR19,22	427	346										
1834 MR34	99	106										
1837 MR37,49	147	216										

											WITH 29 OF 29 REPORTING		
											VOTES	PERCENT	
DIRECTOR SCHOOL DISTRICT OF THE CITY OF LADUE													
(Vote for ) 3													
01 = KISHA LEE											1,939	16.94	
02 = ANDY BRESLER											2,842	24.83	
03 = CAROLYN JAEGER											2,710	23.67	
04 = CHRIS ZOELLNER											544	4.75	
											05 = LOLITA FLINN	873	7.63
											06 = LESLIE T. TOLLIVER	894	7.81
											07 = PATRICK COUGHLIN	1,603	14.00
											08 = INVALID WRITE-IN	43	.38
	01	02	03	04	05	06	07	08					
0312 CC12,13,22,51 MID1,13,28+	251	262	248	36	71	79	91	4					

0315	CC15	CLA16,26	78	155	142	19	34	28	111	4
0319	CC19	,24	71	122	108	21	27	34	64	3
0323	CC23		94	180	169	46	43	53	77	4
0327	CC27		107	195	186	42	65	51	106	5
0333	CC33	,48,58	60	89	86	22	34	40	52	1
0334	CC34	CLA25,40	30	111	112	23	26	19	83	4
0336	CC36	,46	70	167	146	35	31	61	71	2
0337	CC37		10	20	14	8	7	5	16	0
0338	CC38	,47	5	7	10	5	2	2	7	0
0339	CC39		6	12	8	3	5	8	11	0
0352	CC52		23	32	27	4	9	18	12	0
0355	CC55		27	54	38	13	19	28	13	0
0507	CLA7		29	51	41	15	16	18	39	1
0512	CLA12		14	54	61	4	15	12	37	4
0513	CLA13	,14,47	138	242	249	26	55	42	184	3
0520	CLA20		32	119	102	26	36	28	91	1
0524	CLA24		22	61	52	10	8	12	45	1
0528	CLA28		9	22	24	0	8	6	34	0
0534	CLA34		0	6	8	6	3	2	8	0
0537	CLA37		54	112	115	32	34	32	89	2
1716	MID16	,41,54	271	123	144	30	112	96	59	1
1717	MID17	,29,34,36,37,44,45+	390	341	319	44	136	126	102	1
1757	MID57	,58	19	6	10	3	9	13	4	0
1831	MR31	,51	59	147	141	41	30	36	109	1
1840	MR40		20	22	31	6	10	9	15	0
1842	MR42		17	23	28	6	11	10	9	0
1846	MR46		32	95	82	16	17	20	61	1
1856	MR56		1	12	9	2	0	6	3	0

		VOTES	PERCENT	WITH 43 OF 43 REPORTING		VOTES	PERCENT
DIRECTOR LINDBERGH SCHOOLS							
(Vote for ) 3							
01 = CATHY CARLOCK LORENZ		6,201	20.52	05 = DANIEL SAMPSON		1,703	5.63
02 = KATHLEEN (KATHY) KIENSTRA		4,491	14.86	06 = MATT ALONZO		5,329	17.63
03 = VICKI LORENZ ENGLUND		4,402	14.56	07 = JENNIFER BIRD		3,375	11.17
04 = CHRISTY WATZ		4,642	15.36	08 = INVALID WRITE-IN		81	.27

		01	02	03	04	05	06	07	08
0215	BON15	264	99	119	206	60	250	74	3
0216	BON16,20,35	156	139	121	107	48	118	103	0
0226	BON26	16	25	18	23	11	23	14	2
0237	BON37	195	103	115	133	66	155	73	0
0238	BON38	175	108	115	134	56	146	66	0
0239	BON39	16	8	7	13	6	14	8	0
0240	BON40	0	0	0	0	0	0	0	0
0601	CON1 GRA31	144	228	164	94	54	102	166	2
0603	CON3	85	97	78	69	29	70	59	2
0606	CON6,13,47,49,52	317	177	204	189	71	267	121	1
0610	CON10,53	246	173	185	202	57	207	141	0
0614	CON14	53	36	50	31	9	33	24	0
0615	CON15,30,42	283	212	240	209	80	223	157	7
0621	CON21,33,39	107	71	73	60	28	92	46	3
0622	CON22	120	43	61	101	21	116	42	1
0623	CON23 GRA43,44,45	138	147	125	90	42	121	112	4
0624	CON24,28,44,46	223	190	150	170	65	187	131	0
0625	CON25	174	132	143	128	55	141	93	2
0626	CON26	10	6	8	11	4	15	6	0
0629	CON29	0	0	0	0	0	0	0	0
0631	CON31	77	72	57	65	22	72	57	0
0637	CON37	27	18	19	15	11	22	10	0
0640	CON40,43,45	276	168	192	233	82	237	140	1
0641	CON41 TSF14	106	91	75	102	39	94	66	3
0648	CON48	6	6	6	3	1	3	5	0
0901	GRA1	25	26	22	21	13	21	20	1
0902	GRA2,8	25	25	28	20	6	22	20	0
0904	GRA4,36,38	312	209	182	229	87	268	146	7
0905	GRA5,46	507	323	348	359	101	426	220	5
0906	GRA6,27	206	148	130	160	71	209	128	5
0909	GRA9	147	96	86	114	33	119	73	0
0910	GRA10,12	16	27	25	6	9	11	22	0
0911	GRA11	102	82	87	74	32	93	74	0
0914	GRA14,41	141	117	100	98	37	110	86	4
0917	GRA17,20	210	181	157	162	50	191	143	4
0923	GRA23,30	0	0	1	1	0	1	0	0
0924	GRA24,37,47	187	164	157	143	51	159	144	4
0926	GRA26	133	87	83	95	29	119	61	2
0928	GRA28,29,32	417	317	283	303	119	357	277	6
0934	GRA34	12	12	15	8	4	11	11	0
0948	GRA48	0	0	0	0	0	0	0	0
2605	TSF5,18	215	127	136	204	54	212	83	2
2619	TSF19,23	332	201	237	257	90	292	153	10

		VOTES	PERCENT	WITH 43 OF 43 REPORTING		VOTES	PERCENT
DIRECTOR LINDBERGH SCHOOLS (UNEXPIRED TERM)							
(Vote for ) 1							
01 = MARTHA DUCHILD		4,250	40.93				
02 = MIKE SHAMIA		6,089	58.64	03 = INVALID WRITE-IN		45	.43

		01	02	03
0215	BON15	102	251	4
0216	BON16,20,35	125	131	0
0226	BON26	14	28	1
0237	BON37	102	192	0
0238	BON38	95	181	0
0239	BON39	9	16	0
0240	BON40	0	0	0
0601	CON1 GRA31	194	128	1
0603	CON3	67	95	0
0606	CON6,13,47,49,52	154	302	0
0610	CON10,53	141	281	1

0614	CON14	34	49	0
0615	CON15,30,42	190	288	4
0621	CON21,33,39	70	100	2
0622	CON22	45	136	0
0623	CON23 GRA43,44,45	135	135	1
0624	CON24,28,44,46	167	219	0
0625	CON25	115	174	0
0626	CON26	6	14	0
0629	CON29	0	0	0
0631	CON31	61	88	0
0637	CON37	18	23	0
0640	CON40,43,45	167	297	1
0641	CON41 TSF14	76	110	3
0648	CON48	4	5	0
0901	GRA1	33	24	1
0902	GRA2,8	28	24	0
0904	GRA4,36,38	202	310	1
0905	GRA5,46	305	445	8
0906	GRA6,27	159	213	3
0909	GRA9	100	132	2
0910	GRA10,12	26	16	0
0911	GRA11	84	93	0
0914	GRA14,41	103	137	2
0917	GRA17,20	210	179	1
0923	GRA23,30	1	0	0
0924	GRA24,37,47	167	180	1
0926	GRA26	77	132	2
0928	GRA28,29,32	324	395	2
0934	GRA34	10	16	0
0948	GRA48	0	0	0
2605	TSF5,18	115	227	0
2619	TSF19,23	215	323	4

					WITH 47 OF 47 REPORTING			
					VOTES	PERCENT	VOTES	PERCENT
DIRECTOR MEHLVILLE SCHOOL DISTRICT R-9								
(Vote for ) 3								
01	=	EMMA (JEAN) PRETTO	8,819	24.53				
02	=	SAMANTHA STORMER	9,566	26.61	04	=	MICHELLE POMMER	6,874 19.12
03	=	PEGGY HASSLER	10,481	29.15	05	=	INVALID WRITE-IN	211 .59

		01	02	03	04	05
0611	CON11	83	84	94	57	3
0612	CON12	0	0	0	0	0
0616	CON16	51	51	69	51	0
0618	CON18	94	108	124	94	1
0620	CON20	22	25	19	26	3
0632	CON32	62	61	68	45	4
0650	CON50	45	49	55	37	5
1403	LEM3,16,32,33 OAK12 TSF7	363	385	416	288	12
1404	LEM4,8	89	106	107	83	3
1405	LEM5,30	132	158	173	111	5
1406	LEM6	8	13	8	9	3
1409	LEM9,17,29	198	200	263	178	5
1412	LEM12	35	33	42	51	3
1413	LEM13	161	180	193	130	1
1414	LEM14	27	29	42	31	0
1415	LEM15	170	180	194	142	3
1418	LEM18	2	3	3	6	0
1421	LEM21	91	110	107	94	5
1422	LEM22,24	254	258	290	218	9
1423	LEM23,31	179	197	226	166	5
2201	OAK1,6	163	185	187	106	5
2202	OAK2,14	256	260	279	176	3
2203	OAK3,23,28,29	285	295	321	207	3
2204	OAK4,18,25 TSF4	274	302	331	184	2
2205	OAK5	203	210	240	150	5
2207	OAK7	222	237	259	169	1
2208	OAK8,22	349	384	413	224	4
2209	OAK9,24	280	288	320	222	3
2210	OAK10,27	222	263	285	192	4
2211	OAK11,16	212	230	252	142	4
2213	OAK13	222	252	254	158	6
2215	OAK15	347	378	399	236	10
2217	OAK17,20	342	383	406	218	5
2219	OAK19	371	391	424	264	7
2221	OAK21,26	321	350	348	225	4
2601	TSF1,9,20	211	222	259	187	5
2602	TSF2	175	200	223	141	3
2603	TSF3	300	299	332	185	4
2606	TSF6,8	310	361	404	253	11
2610	TSF10,22	163	181	198	156	5
2611	TSF11,12	187	198	221	169	13
2613	TSF13,17	282	294	344	211	7
2615	TSF15,27	165	190	189	150	6
2616	TSF16	257	303	316	227	5
2621	TSF21	182	187	207	144	1
2624	TSF24	194	212	241	146	5
2625	TSF25,26	258	281	336	215	10

					WITH 4 OF 4 REPORTING			
					VOTES	PERCENT	VOTES	PERCENT
DIRECTOR MERAMEC VALLEY R-III SCHOOL DISTRICT								
(Vote for ) 3								
01	=	MATT E. TROWER	11	32.35				
02	=	TIM RICHARDSON	8	23.53	04	=	AUSTIN MYERS	6 17.65
03	=	SEAN D. BRINKER	9	26.47	05	=	INVALID WRITE-IN	0

		01	02	03	04	05
1507	MER7,9	8	5	7	5	0
1514	MER14	0	0	0	0	0
1516	MER16	3	3	2	1	0

1535 MER35 0 0 0 0 0

WITH 4 OF 4 REPORTING

	VOTES	PERCENT
MERAMEC VALLEY R-III SCHOOL DISTRICT - PROPOSITION K		
**BONDS - CAPITAL IMPROV (57.15% NEEDED)**		
(Vote for ) 1		
01 = YES	12	63.16
02 = NO	7	36.84
	-----	
	01	02
	-----	
1507 MER7,9	9	7
1514 MER14	0	0
1516 MER16	2	0
1535 MER35	1	0

WITH 58 OF 58 REPORTING

	VOTES	PERCENT
NORMANDY SCHOOL DISTRICT - PROPOSITION N		
**BONDS - CAPITAL IMPROV (57.15% NEEDED)**		
(Vote for ) 1		
01 = YES	3,471	68.79
02 = NO	1,575	31.21
	-----	
	01	02
	-----	
0116 AP16 NOR31	14	15
0145 AP45	28	10
0150 AP50 NOR56	86	36
0151 AP51 NOR21	80	49
1710 MID10	31	9
1718 MID18	81	38
1730 MID30	43	19
1732 MID32	8	1
1901 NOR1	64	24
1902 NOR2	97	26
1903 NOR3	89	39
1905 NOR5	83	40
1906 NOR6	121	52
1907 NOR7	162	73
1908 NOR8	0	0
1909 NOR9	58	30
1911 NOR11	121	55
1914 NOR14	61	22
1915 NOR15	116	61
1916 NOR16	124	37
1917 NOR17	0	0
1918 NOR18	66	32
1919 NOR19	23	9
1920 NOR20	15	5
1922 NOR22	31	6
1924 NOR24	32	22
1928 NOR28	9	3
1929 NOR29	187	118
1930 NOR30	171	85
1933 NOR33	23	11
1934 NOR34	0	0
1935 NOR35,49	3	1
1936 NOR36	42	14
1937 NOR37	59	35
1938 NOR38	0	0
1939 NOR39	85	26
1940 NOR40	20	4
1941 NOR41	60	25
1942 NOR42	99	50
1946 NOR46,54	32	16
1950 NOR50	44	32
1952 NOR52	2	1
1955 NOR55	135	68
2701 UNV1	136	37
2702 UNV2	6	1
2703 UNV3	31	11
2705 UNV5	3	0
2706 UNV6,13	21	22
2707 UNV7,9,11	50	15
2708 UNV8	14	6
2710 UNV10	63	32
2712 UNV12	24	15
2717 UNV17	61	40
2721 UNV21	87	25
2730 UNV30	71	28
2736 UNV36	200	69
2737 UNV37	37	45
2745 UNV45	62	30

WITH 125 OF 125 REPORTING

	VOTES	PERCENT	VOTES	PERCENT								
DIRECTOR PARKWAY SCHOOL DISTRICT												
(Vote for ) 3												
01 = ROBERT L. GORE	2,002	3.81	07 = KRISTY KLEIN DAVIS	6,275 11.94								
02 = ANNMARIE PUHAN	3,523	6.70	08 = B. SOPHIA FORD-GLANTON	6,025 11.46								
03 = CHRIS JACOB	4,715	8.97	09 = ZACH GOLDFORD	3,177 6.04								
04 = PETER N. MEISINGER	2,316	4.41	10 = PHILIP A. OEHLEKING	4,817 9.16								
05 = DEBORAH A. (DEBBIE) HOPPER	7,924	15.08	11 = JEFF TODD	7,023 13.36								
06 = MATTHEW (MATT) ECKERLE	4,557	8.67	12 = INVALID WRITE-IN	209 .40								
	-----		-----									
	01	02	03	04	05	06	07	08	09	10	11	12
	-----		-----		-----		-----		-----		-----	
0301 CC1	14	29	40	17	71	55	78	91	35	31	50	8
0302 CC2,7 MHT13,43	30	45	61	37	95	52	77	68	62	55	67	1
0303 CC3,5	18	23	43	14	51	46	67	62	36	23	39	9
0304 CC4,54	4	12	5	3	20	6	12	17	6	6	10	0



2316	QUE16	9	8	25	17	40	21	21	28	5	14	25	0
2318	QUE18	17	39	33	20	54	42	54	39	31	32	55	0
2321	QUE21	1	1	1	2	4	4	6	4	2	1	1	0
2323	QUE23	25	23	44	19	73	35	46	37	18	37	55	1
2329	QUE29	24	52	81	26	112	59	69	61	30	79	93	5
2330	QUE30	4	4	3	2	9	2	6	3	0	5	12	0
2331	QUE31,47,48	11	25	41	21	59	23	45	37	27	15	32	1
2333	QUE33	15	25	19	10	31	27	47	27	14	15	20	0
2337	QUE37	12	36	48	20	78	28	62	42	24	36	49	0
2344	QUE44	25	47	46	28	111	45	75	67	29	78	90	8
2345	QUE45 WH11,41	28	37	54	30	92	40	75	67	36	47	71	2
2349	QUE49	3	4	5	2	11	8	10	6	5	7	7	0
2815	WH15	7	15	24	9	38	18	28	32	11	21	21	7
2824	WH24	13	21	27	12	33	31	52	37	16	16	29	1
2833	WH33	2	7	20	9	29	16	21	21	12	12	25	0

WITH 49 OF 49 REPORTING

PATTONVILLE R-3 SCHOOL DISTRICT - PROPOSITION K

\*\*BONDS - CAPITAL IMPROV (57.15% NEEDED)\*\*

VOTES PERCENT

5,382 80.11  
1,336 19.89

(Vote for ) 1

01 = YES

02 = NO

-----  
01 02  
-----

0104	AP4,28 MID50	220	86
0112	AP12	55	12
0117	AP17	413	93
0123	AP23	23	3
0126	AP26 NW14	0	0
0129	AP29,35	35	7
0131	AP31	157	57
0132	AP32	141	30
0133	AP33	57	30
0141	AP41 MHT17	106	30
0142	AP42	2	1
0144	AP44	91	47
0146	AP46	16	8
0147	AP47	2	0
0317	CC17	97	30
0318	CC18	0	0
0330	CC30	13	2
0331	CC31	193	31
0341	CC41	74	13
0342	CC42,43,44	382	62
0353	CC53	277	56
0357	CC57 MID24	96	28
1612	MHT12	4	2
1615	MHT15,22 NW53	423	90
1618	MHT18	0	0
1711	MID11,35,61	135	62
1742	MID42	149	44
2101	NW1	303	73
2103	NW3,28	151	30
2111	NW11	141	24
2112	NW12,39	152	33
2113	NW13	219	44
2116	NW16,27,31	81	24
2117	NW17	0	0
2119	NW19	56	11
2120	NW20	111	32
2121	NW21	5	2
2126	NW26	16	1
2132	NW32	99	21
2133	NW33,35	192	38
2136	NW36	0	0
2137	NW37	127	30
2138	NW38	0	1
2142	NW42	28	1
2143	NW43	40	5
2147	NW47	108	32
2149	NW49,52	222	83
2150	NW50	7	1
2151	NW51	163	26

WITH 42 OF 42 REPORTING

DIRECTOR RITENOUR SCHOOL DISTRICT

VOTES PERCENT

VOTES PERCENT

2,404 26.46  
2,569 28.27  
2,510 27.62

04 = ORLANDO LEWIS, JR.  
05 = INVALID WRITE-IN

1,506 16.57  
98 1.08

(Vote for ) 3

01 = BRAD THOMAS

02 = RUTH BELL GRECO

03 = PENNY DEGARDIN

-----  
01 02 03 04 05  
-----

0101	AP1,2	87	79	80	51	4
0105	AP5,18,21,39	101	96	105	57	1
0106	AP6,9,13,37	97	105	118	56	1
0107	AP7	24	21	16	13	1
0108	AP8,24	95	101	99	68	13
0111	AP11,20	71	69	63	37	1
0114	AP14 NOR27	28	29	38	19	1
0115	AP15	12	18	17	9	2
0122	AP22 MID7	32	37	39	20	0
0125	AP25,48	7	8	10	7	0
0130	AP30	7	10	10	8	1
0140	AP40 MID56	141	165	146	103	1
0143	AP43	24	25	14	9	0
0149	AP49	119	121	100	60	5
1702	MID2	206	231	232	131	19
1703	MID3,12	154	147	143	86	7
1704	MID4	83	87	87	43	3
1705	MID5	86	102	104	63	10

1706	MID6	36	44	52	32	3
1708	MID8	36	40	40	19	0
1709	MID9	92	105	100	68	2
1714	MID14 NOR23	113	135	120	62	1
1715	MID15	52	57	56	28	2
1719	MID19	5	7	7	9	0
1720	MID20	4	5	4	6	0
1721	MID21 NOR53	21	27	28	25	3
1722	MID22	35	45	46	30	1
1723	MID23	64	59	55	34	1
1725	MID25	6	10	11	10	0
1726	MID26	1	4	2	3	0
1727	MID27	71	60	56	31	2
1733	MID33,59	46	41	47	29	2
1743	MID43	110	121	118	74	6
1746	MID46	34	46	32	27	0
1747	MID47	27	29	27	23	0
1752	MID52	33	32	29	18	1
1753	MID53	43	40	38	24	0
1760	MID60	0	0	0	0	0
1925	NOR25,43	34	48	41	31	3
1926	NOR26	141	133	157	76	0
1932	NOR32	26	30	23	7	1
1947	NOR47	0	0	0	0	0

WITH 42 OF 42 REPORTING

DIRECTOR RITENOUR SCHOOL DISTRICT (UNEXPIRED TERM)		VOTES	PERCENT			VOTES	PERCENT
(Vote for ) 2							
01 = SHIRLEY A. BURTON		1,953	31.72	03 = TOM DRENNAN		2,113	34.32
02 = LISA GLOVER-JONES		2,036	33.07	04 = INVALID WRITE-IN		55	.89

	01	02	03	04	
0101	AP1,2	62	76	63	1
0105	AP5,18,21,39	82	85	79	0
0106	AP6,9,13,37	90	72	80	2
0107	AP7	18	20	17	0
0108	AP8,24	83	101	67	8
0111	AP11,20	58	57	51	0
0114	AP14 NOR27	30	22	19	0
0115	AP15	14	10	15	0
0122	AP22 MID7	34	32	22	0
0125	AP25,48	8	8	4	0
0130	AP30	11	12	4	1
0140	AP40 MID56	108	129	125	0
0143	AP43	25	16	15	0
0149	AP49	74	90	110	3
1702	MID2	145	180	209	16
1703	MID3,12	122	112	130	4
1704	MID4	67	76	77	0
1705	MID5	83	76	88	3
1706	MID6	34	36	40	1
1708	MID8	27	34	34	0
1709	MID9	71	77	96	1
1714	MID14 NOR23	90	106	113	1
1715	MID15	39	42	53	0
1719	MID19	8	9	4	0
1720	MID20	7	6	1	0
1721	MID21 NOR53	22	24	22	3
1722	MID22	33	40	38	0
1723	MID23	53	40	46	0
1725	MID25	9	9	6	0
1726	MID26	4	3	1	0
1727	MID27	47	44	51	2
1733	MID33,59	46	33	37	1
1743	MID43	75	90	114	5
1746	MID46	25	28	31	0
1747	MID47	26	33	12	0
1752	MID52	30	22	28	0
1753	MID53	34	30	41	0
1760	MID60	0	0	0	0
1925	NOR25,43	34	37	31	2
1926	NOR26	108	103	119	0
1932	NOR32	17	16	20	1
1947	NOR47	0	0	0	0

WITH 101 OF 101 REPORTING

DIRECTOR ROCKWOOD R-VI SCHOOL DISTRICT		VOTES	PERCENT			VOTES	PERCENT
(Vote for ) 3							
01 = LYNNE MIDYETT		10,442	25.33	04 = TAMARA JO RHOMBERG		6,782	16.45
02 = RANDY KIRK MILLER		9,189	22.29	05 = SUDHIRKUMAR R. BRAHMBHATT		3,997	9.70
03 = LEONARD KEITH KINDER		10,507	25.50	06 = INVALID WRITE-IN		301	.73

	01	02	03	04	05	06	
0203	BON3	123	127	127	69	19	2
0210	BON10,25	235	209	237	200	87	4
0221	BON21					227	4
0228	BON28	24	19	23	16	6	4
0230	BON30 MER43 QUE9	116	111	121	83	30	3
0401	CHE1	65	59	60	50	39	1
0402	CHE2	32	26	22	28	11	0
0403	CHE3,11	75	50	60	36	29	2
0404	CHE4	75	53	81	55	41	0
0405	CHE5,6	137	129	135	98	64	0
0407	CHE7,48,50,55	92	72	86	59	38	6
0408	CHE8,33	183	165	193	127	101	13
0409	CHE9	64	49	57	38	27	1
0410	CHE10	128	101	117	86	62	3
0413	CHE13,26	220	197	226	147	101	5
0414	CHE14	19	29	22	14	18	0
0415	CHE15,16	261	207	208	153	148	9

0417	CHE17,34,53	166	162	189	126	71	10
0418	CHE18	120	116	101	72	59	1
0420	CHE20,25	148	118	154	113	85	6
0421	CHE21 WH23	249	212	234	173	122	10
0423	CHE23	13	11	11	5	6	0
0424	CHE24	25	24	30	20	18	3
0427	CHE27	78	60	65	44	33	0
0428	CHE28	115	104	109	77	56	0
0429	CHE29	40	32	35	17	12	0
0430	CHE30	82	65	71	55	34	3
0435	CHE35,47	13	9	8	10	5	1
0436	CHE36	5	7	10	6	6	0
0437	CHE37	100	76	94	58	49	2
0438	CHE38,49,51 MER3	108	93	119	72	47	5
0439	CHE39 WH3	36	32	39	27	14	0
0440	CHE40	49	41	53	39	23	3
0441	CHE41	80	63	64	52	30	0
0443	CHE43,46,54 MER2,4,5	147	133	163	81	55	0
1209	LAF9	169	152	161	102	66	6
1210	LAF10,27,39	215	171	219	107	66	4
1213	LAF13	14	12	12	12	5	3
1219	LAF19	83	64	77	63	39	1
1223	LAF23	59	49	62	35	20	1
1224	LAF24	69	62	71	37	23	1
1237	LAF37	102	87	99	60	46	2
1238	LAF38	95	94	94	51	34	4
1240	LAF40	4	7	2	8	2	0
1241	LAF41,47	172	135	157	140	72	5
1242	LAF42	7	11	16	7	6	0
1243	LAF43	25	20	22	14	14	0
1501	MER1,15	10	5	7	6	3	6
1506	MER6,40	35	20	34	26	12	0
1508	MER8	56	44	52	39	26	2
1510	MER10,28	35	29	38	37	17	1
1511	MER11,41	46	40	39	30	22	3
1512	MER12,33	184	158	165	118	71	4
1513	MER13,19	492	414	505	274	137	6
1517	MER17	242	211	276	160	55	0
1518	MER18	126	114	134	96	51	7
1520	MER20,46	36	40	47	19	10	6
1521	MER21 WH42,47	14	11	12	7	6	0
1522	MER22	195	153	207	126	50	3
1523	MER23	276	280	277	190	109	8
1524	MER24,31	333	310	319	207	106	7
1525	MER25,26,32	264	268	248	158	74	6
1527	MER27	39	33	37	31	21	0
1530	MER30	83	72	106	51	23	0
1534	MER34 WH45	160	139	173	152	80	11
1536	MER36	91	67	81	53	36	2
1537	MER37,38	291	286	315	232	91	11
1539	MER39,48	3	3	2	5	1	0
1542	MER42	203	218	196	149	69	5
1544	MER44	1	1	1	0	0	0
1545	MER45	38	34	38	25	21	2
2306	QUE6	134	125	130	56	37	7
2320	QUE20	0	0	0	0	0	0
2350	QUE50	0	0	0	0	0	0
2801	WH1	61	61	60	57	30	5
2802	WH2	26	16	24	16	13	0
2804	WH4,10,12	78	69	72	55	28	4
2805	WH5	9	8	9	7	2	0
2806	WH6	29	18	26	26	12	0
2807	WH7,28	81	79	103	46	33	3
2808	WH8	199	183	243	103	59	6
2809	WH9	276	238	307	148	75	5
2813	WH13	118	102	148	61	36	5
2814	WH14,17,25	153	145	164	108	46	15
2816	WH16,36	80	63	79	49	16	1
2818	WH18	31	18	20	12	7	0
2819	WH19	51	41	52	20	25	1
2820	WH20,22	183	159	179	112	74	1
2821	WH21	114	100	118	84	49	5
2826	WH26	3	2	4	1	0	0
2827	WH27	173	167	174	95	62	8
2829	WH29	28	29	26	24	17	2
2830	WH30	42	31	37	24	12	0
2831	WH31	113	91	123	72	45	4
2832	WH32,38,46	52	43	53	24	21	1
2834	WH34	217	199	226	124	98	6
2835	WH35	59	46	69	34	19	1
2837	WH37	46	34	45	27	16	1
2839	WH39	21	17	24	13	12	1
2840	WH40	93	81	100	73	34	1
2843	WH43	50	32	44	39	24	1
2844	WH44	5	6	2	5	1	0

WITH 101 OF 101 REPORTING

ROCKWOOD R-VI SCHOOL DISTRICT - PROPOSITION T  
 \*\*BONDS - CAPITAL IMPROV (57.15% NEEDED)\*\*

(Vote for ) 1  
 01 = YES 14,015 67.01  
 02 = NO 6,899 32.99

	01	02
0203	BON3	142 94
0210	BON10,25	323 167
0221	BON21	287 162
0228	BON28	30 22
0230	BON30 MER43 QUE9	135 89
0401	CHE1	82 58
0402	CHE2	39 32
0403	CHE3,11	68 55



0404	CHE4	92	77
0405	CHE5,6	180	104
0407	CHE7,48,50,55	92	104
0408	CHE8,33	236	179
0409	CHE9	72	53
0410	CHE10	136	121
0413	CHE13,26	321	143
0414	CHE14	31	21
0415	CHE15,16	343	203
0417	CHE17,34,53	222	164
0418	CHE18	166	80
0420	CHE20,25	215	116
0421	CHE21 WH23	357	152
0423	CHE23	11	6
0424	CHE24	40	33
0427	CHE27	91	48
0428	CHE28	150	85
0429	CHE29	49	16
0430	CHE30	95	62
0435	CHE35,47	14	8
0436	CHE36	15	7
0437	CHE37	139	81
0438	CHE38,49,51 MER3	121	93
0439	CHE39 WH3	37	37
0440	CHE40	72	39
0441	CHE41	96	48
0443	CHE43,46,54 MER2,4,5	182	138
1209	LAF9	195	125
1210	LAF10,27,39	241	143
1213	LAF13	17	14
1219	LAF19	104	47
1223	LAF23	85	38
1224	LAF24	75	49
1237	LAF37	130	49
1238	LAF38	130	62
1240	LAF40	4	5
1241	LAF41,47	205	139
1242	LAF42	20	8
1243	LAF43	36	10
1501	MER1,15	15	5
1506	MER6,40	43	15
1508	MER8	88	52
1510	MER10,28	65	18
1511	MER11,41	63	45
1512	MER12,33	234	114
1513	MER13,19	744	159
1517	MER17	353	99
1518	MER18	195	83
1520	MER20,46	52	28
1521	MER21 WH42,47	16	6
1522	MER22	257	75
1523	MER23	396	175
1524	MER24,31	421	212
1525	MER25,26,32	346	181
1527	MER27	58	37
1530	MER30	136	21
1534	MER34 WH45	235	118
1536	MER36	122	40
1537	MER37,38	379	186
1539	MER39,48	4	1
1542	MER42	321	115
1544	MER44	1	0
1545	MER45	56	40
2306	QUE6	179	60
2320	QUE20	1	0
2350	QUE50	0	0
2801	WH1	91	42
2802	WH2	33	24
2804	WH4,10,12	103	41
2805	WH5	9	7
2806	WH6	49	19
2807	WH7,28	129	49
2808	WH8	283	92
2809	WH9	388	117
2813	WH13	176	48
2814	WH14,17,25	202	118
2816	WH16,36	97	54
2818	WH18	34	7
2819	WH19	67	29
2820	WH20,22	275	105
2821	WH21	190	73
2826	WH26	4	1
2827	WH27	233	128
2829	WH29	43	12
2830	WH30	50	16
2831	WH31	119	107
2832	WH32,38,46	68	31
2834	WH34	302	120
2835	WH35	75	59
2837	WH37	58	22
2839	WH39	29	13
2840	WH40	124	56
2843	WH43	76	31
2844	WH44	5	7

DIRECTOR SCHOOL DISTRICT OF UNIVERSITY CITY		VOTES		PERCENT		WITH 21 OF 21 REPORTING		VOTES		PERCENT	
(Vote for ) 3											
01 = CHARLOTTE TATUM		1,805	18.29	04 = DIARRA K. MORRIS		1,004	10.17				
02 = LISA BRENNER		2,578	26.12	05 = CHELSEA ADDISON		2,465	24.97				
03 = GEORGE LENARD		1,977	20.03	06 = INVALID WRITE-IN		42	.43				
		-----	-----	-----	-----	-----	-----	-----	-----	-----	-----
		01	02	03	04	05	06				
		-----	-----	-----	-----	-----	-----				

0501	CLA1	82	183	112	53	126	1
0505	CLA5,43 UNV32,41	113	181	136	78	165	2
1008	HAD8,9	80	301	220	64	280	3
1010	HAD10,11	57	143	115	23	96	2
1012	HAD12,17	95	187	121	29	118	1
1016	HAD16,34,35 UNV20	97	192	163	63	170	5
1731	MID31	0	0	0	0	0	0
1738	MID38	5	2	3	0	3	0
1755	MID55	20	10	12	4	15	1
2704	UNV4	66	76	51	41	78	2
2714	UNV14	92	65	60	86	76	0
2715	UNV15,16	115	65	44	70	103	4
2718	UNV18	1	0	0	0	0	0
2719	UNV19	139	107	94	59	115	0
2722	UNV22,35,38,42	111	55	43	78	157	1
2723	UNV23,31	134	315	219	53	255	2
2724	UNV24,29	147	229	208	74	212	3
2725	UNV25,26	112	113	92	54	128	4
2727	UNV27	128	70	89	86	112	2
2728	UNV28,34,43	101	91	68	52	79	2
2733	UNV33,39,40,44	110	193	127	37	177	7

		VOTES PERCENT		WITH 9 OF 9 REPORTING		VOTES PERCENT	
DIRECTOR VALLEY PARK SCHOOL DISTRICT							
(Vote for ) 3							
01	= PETER TOBIN COATES	639	18.25	04	= JEANINE SABATINO	800	22.84
02	= JEREMY SCOTT PICKER	727	20.76	05	= MIKE KEEHNAST	523	14.93
03	= DAVID FOWLER	791	22.59	06	= INVALID WRITE-IN	22	.63
		-----	-----			-----	-----
		01	02	03	04	05	06
2311	QUE11,36	60	46	74	70	40	1
2317	QUE17,40	102	82	108	97	53	2
2325	QUE25,38	97	140	130	153	97	7
2328	QUE28,34	33	48	60	40	37	3
2332	QUE32	41	47	36	45	34	0
2335	QUE35	124	150	146	147	117	2
2339	QUE39	88	107	130	135	67	1
2342	QUE42	86	98	98	97	70	3
2346	QUE46	8	9	9	16	8	3

		VOTES PERCENT		WITH 9 OF 9 REPORTING	
VALLEY PARK SCHOOL DISTRICT - PROPOSITION R					
**BONDS - CAPITAL IMPROV (57.15% NEEDED)**					
(Vote for ) 1					
01	= YES	1,177	74.87		
02	= NO	395	25.13		
		-----	-----		
		01	02		
2311	QUE11,36	98	35		
2317	QUE17,40	155	47		
2325	QUE25,38	223	68		
2328	QUE28,34	68	25		
2332	QUE32	88	17		
2335	QUE35	185	94		
2339	QUE39	193	54		
2342	QUE42	146	55		
2346	QUE46	21	0		

		VOTES PERCENT		WITH 27 OF 27 REPORTING		VOTES PERCENT	
DIRECTOR WEBSTER GROVES SCHOOL DISTRICT							
(Vote for ) 3							
01	= AMY CLENDENNEN	3,923	24.44	04	= DAVID ADDISON	3,124	19.46
02	= JO BETH DOLL	4,088	25.47	05	= MICHAEL J. ROSE	1,863	11.61
03	= THOMAS (TOM) NEWPORT	2,936	18.29	06	= INVALID WRITE-IN	116	.72
		-----	-----			-----	-----
		01	02	03	04	05	06
0518	CLA18	1	2	0	1	2	0
0521	CLA21	100	109	67	69	53	5
0522	CLA22	102	114	58	58	45	5
0523	CLA23	119	120	124	99	53	10
0542	CLA42	47	44	44	40	21	3
0545	CLA45	53	70	50	50	27	1
0550	CLA50	61	56	44	37	38	0
0551	CLA51	49	53	29	34	28	1
1006	HAD6	88	68	52	74	66	5
1007	HAD7,24	61	59	47	30	30	7
1031	HAD31	59	54	37	51	61	7
1101	JEF1	34	43	48	28	27	1
1102	JEF2,33	17	22	21	14	15	0
1107	JEF7,13,20	195	217	138	184	76	3
1108	JEF8	150	139	97	108	96	1
1110	JEF10	286	275	219	221	109	4
1112	JEF12,17	183	228	141	129	119	5
1114	JEF14	401	394	382	357	193	6
1116	JEF16	111	119	68	98	52	12
1118	JEF18,24	353	360	225	327	144	7
1119	JEF19,31	402	403	305	332	147	4
1121	JEF21	206	187	144	144	96	10
1122	JEF22,25,26	199	271	160	163	74	4
1123	JEF23,30	341	346	242	249	157	3
1127	JEF27	249	269	164	185	105	9
1135	JEF35	8	12	3	6	3	0
1136	JEF36	48	54	27	36	26	3

VOTES PERCENT WITH 385 OF 385 REPORTING VOTES PERCENT

TRUSTEE ST. LOUIS COMMUNITY COLLEGE #1 (UNEXPIRED TERM)

(Vote for ) 1

01 = MARCUS D. ADAMS  
 02 = DEREK R. NOVEL  
 03 = MARSHA J. BONDS  
 04 = THEO BROWN, SR.  
 05 = KEVIN M. MARTIN

4,908 11.16  
 4,774 10.85  
 5,470 12.44  
 4,070 9.25  
 7,909 17.98

06 = CANDACE GARDNER  
 07 = MIRANDA AVANT-ELLIOTT  
 08 = VERONICA AVERY-MOODY  
 09 = O. DANIEL L. GRAY  
 10 = INVALID WRITE-IN

6,461 14.69  
 4,198 9.54  
 3,288 7.47  
 2,456 5.58  
 454 1.03

	01	02	03	04	05	06	07	08	09	10
0101 AP1,2	20	15	16	7	13	14	15	10	6	2
0103 AP3,27 NRW2,29	17	14	16	19	5	14	9	7	4	1
0104 AP4,28 MID50	19	12	21	9	28	38	20	19	23	7
0105 AP5,18,21,39	13	11	27	9	23	25	13	18	4	0
0106 AP6,9,13,37	10	8	24	12	32	19	11	9	15	0
0107 AP7	5	3	3	2	3	9	3	3	1	0
0108 AP8,24	19	5	29	17	21	26	13	12	9	2
0110 AP10,36	13	11	13	9	12	12	14	8	10	1
0111 AP11,20	13	5	13	10	17	11	7	11	5	0
0112 AP12	4	5	11	2	3	10	3	7	4	2
0114 AP14 NOR27	4	6	6	6	8	4	2	4	1	0
0115 AP15	2	0	5	1	3	4	1	3	2	0
0116 AP16 NOR31	2	2	2	1	5	6	2	2	1	1
0117 AP17	28	50	45	24	55	58	33	22	34	2
0119 AP19	15	8	19	12	24	21	7	10	8	1
0122 AP22 MID7	8	0	11	8	10	15	4	3	2	0
0123 AP23	2	2	0	0	5	2	2	2	1	0
0125 AP25,48	0	1	1	0	1	2	1	3	2	0
0126 AP26 NW14	0	0	0	0	0	0	0	0	0	0
0129 AP29,35	3	2	4	2	3	11	4	5	1	0
0130 AP30	4	2	1	2	0	4	2	2	1	1
0131 AP31	15	9	27	8	32	19	7	14	8	5
0132 AP32	15	12	27	13	20	25	5	9	8	0
0133 AP33	9	7	2	2	11	15	3	4	6	1
0134 AP34 FER11,26	10	1	7	10	14	11	4	6	2	0
0138 AP38 NRW3,4	7	80	16	14	11	17	2	12	2	2
0140 AP40 MID56	35	21	21	9	38	25	11	23	17	0
0141 AP41 MHT17	7	7	19	8	9	10	13	11	10	1
0142 AP42	0	0	0	0	0	0	0	1	0	0
0143 AP43	8	1	8	1	4	5	4	1	1	0
0144 AP44	17	10	23	8	9	13	9	6	11	6
0145 AP45	2	4	7	4	0	16	1	1	2	0
0146 AP46	2	1	3	0	2	5	5	1	0	1
0147 AP47	0	1	0	0	0	0	1	0	0	0
0149 AP49	27	17	24	9	26	21	13	9	9	3
0150 AP50 NOR56	9	3	7	17	7	53	5	9	3	0
0151 AP51 NOR21	7	8	9	16	10	42	2	11	3	3
0312 CC12,13,22,51 MID1,13,28+	21	12	24	7	30	49	41	23	10	5
0315 CC15 CLA16,26	7	56	13	2	25	14	12	0	11	0
0317 CC17	8	6	10	4	11	18	13	10	5	0
0318 CC18	0	0	0	0	0	0	0	0	0	0
0319 CC19,24	9	18	13	9	19	25	9	7	8	0
0323 CC23	19	22	26	12	29	14	9	7	10	3
0327 CC27	14	12	20	9	49	26	13	11	16	4
0330 CC30	1	2	2	3	0	1	0	2	0	0
0331 CC31	14	6	28	15	33	24	22	9	5	6
0333 CC33,48,58	9	8	24	8	17	16	15	7	7	0
0334 CC34 CLA25,40	7	15	9	5	24	15	6	2	12	4
0336 CC36,46	9	8	13	13	27	20	21	7	6	5
0337 CC37	1	2	4	1	3	5	2	1	3	0
0338 CC38,47	0	2	3	2	3	3	0	1	0	0
0339 CC39	1	3	1	2	4	2	0	0	2	0
0341 CC41	6	6	7	5	5	11	8	6	4	0
0342 CC42,43,44	26	23	51	20	46	49	39	22	13	6
0352 CC52	2	4	6	1	6	4	5	2	0	0
0353 CC53	12	14	41	18	33	46	35	23	15	4
0355 CC55	7	3	6	1	12	5	6	3	2	1
0357 CC57 MID24	7	13	21	13	15	8	5	9	6	0
0501 CLA1	7	18	12	8	53	15	23	6	3	3
0502 CLA2	3	21	3	2	10	2	6	4	1	0
0503 CLA3,11	15	119	27	9	90	38	27	13	13	5
0504 CLA4	7	19	5	3	21	8	15	8	7	1
0505 CLA5,43 UNV32,41	28	32	21	14	37	30	41	14	12	1
0507 CLA7	1	4	5	6	17	9	4	4	3	1
0508 CLA8,44	8	32	16	6	25	18	19	9	6	9
0509 CLA9	0	6	6	0	12	8	8	1	3	1
0512 CLA12	1	38	2	2	6	3	3	2	5	1
0513 CLA13,14,47	8	21	22	11	51	28	26	11	17	2
0519 CLA19	0	6	3	0	3	1	2	2	0	0
0520 CLA20	5	9	5	8	41	14	8	4	17	1
0524 CLA24	6	6	7	6	13	11	3	1	2	1
0528 CLA28	1	1	4	0	10	2	2	2	0	0
0529 CLA29	1	1	1	0	1	1	0	0	1	0
0534 CLA34	0	3	1	0	3	0	1	0	1	0
0537 CLA37	5	16	10	6	36	15	8	8	19	1
0552 CLA52	0	12	2	2	3	4	3	0	1	1
0701 FER1	11	5	14	13	15	14	7	18	4	0
0702 FER2	14	5	25	25	15	24	16	11	12	2
0703 FER3,15	10	6	8	7	13	14	4	6	1	1
0704 FER4	4	0	4	4	2	5	3	2	1	0
0705 FER5	39	61	42	39	89	57	18	23	11	3
0706 FER6	3	3	3	4	3	7	4	5	3	1
0707 FER7	6	2	10	9	9	4	6	6	5	1
0708 FER8	21	14	15	16	14	26	9	17	13	0
0709 FER9	5	11	8	7	17	10	6	6	6	0
0710 FER10,39	2	3	2	7	1	5	2	3	4	0
0712 FER12,20,31,32 NRW25	64	87	72	46	116	89	51	30	25	10
0713 FER13	4	11	8	13	22	5	5	3	7	1
0714 FER14,43	7	2	6	8	9	9	5	11	2	2
0716 FER16	3	5	3	4	5	8	3	1	1	0
0717 FER17	5	11	9	4	3	6	1	6	4	0
0718 FER18	3	4	4	9	1	2	2	4	10	2
0719 FER19,45	47	27	25	19	22	45	13	26	31	1
0721 FER21,34,35	60	47	54	50	68	71	23	32	16	5
0722 FER22,46	38	41	31	21	20	40	19	26	21	0
0723 FER23	8	10	5	6	9	3	3	4	1	0

0724	FER24	7	6	11	6	18	10	7	6	8	0
0725	FER25	0	0	0	0	0	0	0	0	0	0
0727	FER27,41 NRW39	20	18	21	21	13	11	15	18	10	2
0728	FER28,30	10	12	21	22	9	23	13	14	12	1
0729	FER29 FLO10 SPL12,26	29	45	37	33	93	39	33	20	11	3
0733	FER33,38	49	54	54	44	134	70	36	29	21	3
0736	FER36	1	1	5	8	1	5	1	6	3	1
0737	FER37	27	31	25	34	20	46	42	26	14	1
0740	FER40	19	14	17	18	13	14	10	18	10	0
0742	FER42	17	25	15	21	12	17	5	9	13	0
0744	FER44	9	6	8	7	10	5	2	5	4	0
0801	FLO1 LC7	20	21	24	19	30	16	18	14	11	0
0802	FLO2,32	16	22	20	19	57	20	9	7	18	0
0803	FLO3	27	35	33	36	72	37	20	17	12	3
0804	FLO4	23	30	34	25	57	38	26	21	18	1
0805	FLO5	12	12	18	14	40	15	12	5	7	3
0806	FLO6,13	16	12	30	15	40	24	6	14	3	0
0807	FLO7,22,29	25	17	26	19	55	29	21	7	16	1
0808	FLO8	25	17	30	13	57	32	20	18	12	3
0809	FLO9	28	27	21	11	80	26	10	7	15	1
0811	FLO11	11	5	14	5	33	9	6	2	8	0
0812	FLO12	9	5	14	2	35	7	3	3	3	4
0814	FLO14	16	21	31	13	124	29	14	10	11	5
0815	FLO15 LC10	23	29	18	9	53	22	9	9	14	3
0816	FLO16	20	14	24	9	67	42	11	6	17	2
0817	FLO17 SPL18	22	32	22	28	82	47	15	18	11	3
0818	FLO18,23	32	22	19	15	68	37	6	21	12	0
0819	FLO19,24	25	33	22	23	73	31	19	16	9	2
0820	FLO20,31	24	26	29	13	70	22	11	7	14	2
0821	FLO21,27 LC27	31	29	20	10	66	24	13	11	12	5
0825	FLO25 LC18	0	4	2	0	2	2	1	2	0	1
0826	FLO26	9	4	17	12	13	12	5	8	1	0
0828	FLO28 LC16	5	6	7	1	13	6	6	6	4	0
0830	FLO30	11	6	12	9	17	13	4	8	4	0
1001	HAD1	19	44	29	9	47	28	20	16	13	4
1004	HAD4	0	0	2	0	1	0	5	0	0	0
1005	HAD5	0	5	3	0	7	1	3	1	1	3
1008	HAD8,9	8	55	20	10	50	22	31	14	7	2
1010	HAD10,11	8	11	9	7	28	12	30	4	7	1
1012	HAD12,17	9	13	14	5	54	17	22	13	9	2
1013	HAD13,20	5	7	4	1	12	4	7	8	3	0
1014	HAD14	4	9	12	8	12	8	15	11	3	0
1015	HAD15	3	15	13	4	31	10	15	15	6	4
1016	HAD16,34,35 UNV20	21	22	27	16	50	29	35	14	3	1
1018	HAD18	0	0	0	0	0	0	0	0	0	0
1301	LC1 NW6	17	9	13	11	25	11	3	2	8	1
1302	LC2	15	12	18	3	42	12	8	0	3	2
1303	LC3	10	15	19	6	24	19	5	6	9	3
1304	LC4 NW10	22	31	18	15	44	26	13	18	8	0
1305	LC5,19	22	16	28	7	52	23	14	10	10	3
1306	LC6	4	8	9	3	13	6	4	1	3	1
1308	LC8,25,31	24	42	33	15	52	25	19	14	15	1
1309	LC9	21	12	20	9	57	28	5	18	9	1
1311	LC11,13,23	37	14	28	12	101	31	11	13	16	1
1312	LC12,28,32	49	93	47	42	95	50	27	30	19	5
1314	LC14	15	23	22	18	28	24	13	19	6	2
1315	LC15	29	26	32	8	63	24	10	9	22	6
1317	LC17,22	26	59	32	18	71	116	77	7	17	4
1320	LC20	4	5	6	1	4	10	1	3	6	0
1321	LC21	29	60	21	19	37	24	19	18	10	1
1324	LC24	7	6	6	3	19	1	2	1	8	0
1326	LC26 SPL6	38	59	35	32	33	31	29	23	8	2
1329	LC29 NW7	30	12	32	19	48	21	8	19	10	2
1330	LC30 SPL8	35	52	26	34	62	42	31	13	12	1
1333	LC33	2	0	3	0	9	2	1	2	2	0
1612	MHT12	0	1	0	0	0	2	0	0	0	0
1615	MHT15,22 NW53	37	42	51	32	73	43	39	26	32	8
1618	MHT18	0	0	0	0	0	0	0	0	0	0
1702	MID2	29	21	44	16	58	37	29	19	22	3
1703	MID3,12	30	14	28	15	27	31	21	20	15	2
1704	MID4	23	5	16	9	16	23	11	13	10	0
1705	MID5	12	8	19	18	23	29	11	15	10	4
1706	MID6	7	1	7	3	12	13	9	4	5	0
1708	MID8	7	7	4	3	6	11	6	4	1	1
1709	MID9	15	15	12	10	19	26	13	6	14	1
1710	MID10	6	2	8	4	2	5	2	6	1	0
1711	MID11,35,61	15	11	22	9	21	27	14	18	14	3
1714	MID14 NOR23	9	11	28	16	28	34	10	15	16	1
1715	MID15	3	1	12	13	12	12	5	5	5	0
1716	MID16,41,54	29	22	30	36	77	34	14	21	3	1
1717	MID17,29,34,36,37,44,45+	45	22	39	31	75	54	89	22	15	2
1718	MID18	9	4	14	6	13	25	5	7	4	1
1719	MID19	1	1	0	3	1	2	1	3	0	0
1720	MID20	0	0	1	1	0	4	0	4	0	0
1721	MID21 NOR53	1	1	12	1	11	6	4	6	1	1
1722	MID22	6	4	12	4	13	8	7	3	8	1
1723	MID23	18	4	11	7	15	10	7	3	6	0
1725	MID25	4	1	3	2	4	4	0	0	0	0
1726	MID26	1	0	1	2	0	1	0	0	0	1
1727	MID27	15	5	10	11	18	6	8	6	3	2
1730	MID30	7	1	8	6	7	9	4	7	1	0
1731	MID31	0	0	0	0	0	0	0	0	0	0
1732	MID32	0	1	3	0	0	2	0	1	1	0
1733	MID33,59	10	9	8	5	3	14	3	4	7	0
1738	MID38	2	0	0	0	0	2	0	3	0	0
1742	MID42	23	7	24	10	21	20	6	9	12	1
1743	MID43	20	11	23	17	23	26	7	10	12	2
1746	MID46	7	4	7	3	11	9	4	4	3	0
1747	MID47	6	3	10	6	2	2	6	4	3	0
1752	MID52	9	3	7	2	6	10	2	5	1	0
1753	MID53	8	3	5	5	18	10	5	2	4	0
1755	MID55	7	8	7	4	3	4	5	3	1	1
1757	MID57,58	2	2	5	1	2	5	3	3	0	0
1760	MID60	0	0	0	0	0	0	0	0	0	0
1831	MR31,51	11	13	15	14	61	18	13	6	16	0
1840	MR40	4	4	2	2	6	1	4	3	3	0

1842	MR42	0	2	5	3	4	5	5	1	4	0
1846	MR46	6	4	7	3	26	12	9	1	7	0
1856	MR56	0	0	1	0	2	0	0	0	1	0
1901	NOR1	14	3	15	5	3	15	4	8	1	1
1902	NOR2	18	8	15	21	4	20	7	13	3	0
1903	NOR3	20	6	20	19	7	17	6	13	3	0
1904	NOR4	9	4	6	7	6	26	3	2	1	1
1905	NOR5	22	2	11	15	6	16	14	14	4	1
1906	NOR6	23	9	23	20	4	19	33	15	4	1
1907	NOR7	27	12	34	21	15	27	51	17	6	0
1908	NOR8	0	0	0	0	0	0	0	0	0	0
1909	NOR9	12	3	16	8	4	14	4	11	4	2
1910	NOR10	7	2	9	11	2	25	1	5	1	0
1911	NOR11	20	9	21	18	9	28	13	7	7	0
1912	NOR12	24	5	26	14	17	28	5	17	3	2
1913	NOR13	5	5	7	3	3	8	0	3	3	0
1914	NOR14	5	3	8	5	13	9	5	6	4	3
1915	NOR15	12	14	9	5	25	31	14	9	7	2
1916	NOR16	11	12	23	16	17	18	11	11	4	0
1917	NOR17	0	0	0	0	0	0	0	0	0	0
1918	NOR18	15	9	10	11	7	11	5	10	3	0
1919	NOR19	2	0	7	4	2	2	4	6	3	0
1920	NOR20	3	0	0	2	1	7	1	3	1	0
1922	NOR22	4	2	1	4	2	9	3	4	3	1
1924	NOR24	3	4	2	5	6	18	1	2	0	1
1925	NOR25,43	6	6	2	7	10	10	6	4	3	1
1926	NOR26	19	15	30	9	28	27	6	17	21	1
1928	NOR28	2	0	2	1	2	1	1	1	0	1
1929	NOR29	43	13	43	45	14	35	43	22	8	3
1930	NOR30	17	13	26	34	24	48	13	20	9	2
1932	NOR32	6	3	8	1	5	1	1	1	2	1
1933	NOR33	3	2	4	6	2	6	1	5	0	1
1934	NOR34	0	0	0	0	0	0	0	0	0	0
1935	NOR35,49	0	0	1	1	0	0	1	0	0	0
1936	NOR36	9	7	5	6	6	9	4	6	0	1
1937	NOR37	17	6	11	7	7	12	13	9	2	2
1938	NOR38	0	0	0	0	0	0	0	0	0	0
1939	NOR39	9	11	8	15	8	25	5	4	1	0
1940	NOR40	4	2	3	2	2	5	1	2	1	0
1941	NOR41	6	4	11	8	12	13	6	9	1	0
1942	NOR42	11	7	14	17	10	15	10	10	2	5
1944	NOR44	15	9	7	9	4	14	14	7	1	0
1945	NOR45	14	8	14	14	9	19	33	8	2	2
1946	NOR46,54	7	1	8	6	5	3	3	5	1	1
1947	NOR47	0	0	0	0	0	0	0	0	0	0
1948	NOR48,51	7	5	10	12	4	14	14	5	3	0
1950	NOR50	9	6	6	11	7	10	2	4	0	0
1952	NOR52	0	0	0	0	1	1	1	0	0	0
1955	NOR55	11	12	15	20	30	30	10	14	6	4
2001	NRW1	1	2	1	1	0	5	0	0	1	0
2005	NRW5,6	12	5	16	13	9	12	4	11	2	0
2007	NRW7,17	52	28	48	46	43	52	15	31	18	4
2008	NRW8,15	1	1	3	1	0	4	0	3	0	1
2009	NRW9	2	2	0	0	1	0	1	0	0	0
2010	NRW10,11	30	37	36	72	17	59	68	20	10	2
2012	NRW12,20,24,38	3	4	5	11	3	2	19	5	0	0
2013	NRW13	5	15	5	7	11	27	17	2	6	0
2014	NRW14,34	0	2	2	3	0	0	2	1	2	0
2016	NRW16	0	0	0	0	0	0	0	0	0	0
2018	NRW18	7	7	6	19	8	11	13	3	4	0
2019	NRW19	23	19	61	29	54	37	17	27	13	3
2021	NRW21	38	13	18	28	33	41	12	15	10	2
2022	NRW22	4	1	5	4	0	1	0	5	2	0
2023	NRW23	2	3	6	3	1	9	6	6	1	1
2026	NRW26	5	22	5	18	3	10	2	8	5	0
2027	NRW27	4	0	1	0	1	1	0	0	0	1
2028	NRW28,32	10	2	8	9	5	10	5	8	5	0
2030	NRW30,36	9	8	9	15	4	11	23	14	4	0
2031	NRW31	0	0	0	0	1	0	1	1	0	0
2033	NRW33	1	0	2	0	2	0	1	3	0	0
2035	NRW35	1	0	3	3	1	2	2	0	1	0
2037	NRW37	14	11	8	16	14	12	26	9	2	0
2040	NRW40	1	2	1	1	3	4	4	2	1	0
2041	NRW41	6	3	3	4	2	4	8	0	0	0
2042	NRW42	17	20	15	21	9	26	43	12	5	1
2043	NRW43	3	9	11	15	6	11	13	8	8	0
2044	NRW44	3	5	6	7	2	14	8	5	2	0
2045	NRW45	0	0	0	0	0	0	0	0	0	0
2046	NRW46	9	5	9	6	5	9	3	8	0	1
2047	NRW47	15	8	15	23	9	10	24	11	4	0
2048	NRW48	4	6	3	9	3	6	4	13	5	0
2049	NRW49	2	2	0	1	0	3	12	1	0	0
2050	NRW50,51	11	8	7	4	0	9	14	13	0	0
2101	NW1	28	17	53	16	58	33	27	16	23	2
2102	NW2	12	26	23	14	61	30	16	11	16	2
2103	NW3,28	17	13	12	11	22	21	11	4	14	1
2104	NW4	15	13	7	5	17	13	3	0	6	0
2105	NW5	0	0	0	0	0	0	0	0	0	0
2108	NW8	24	15	19	12	36	17	10	11	12	0
2109	NW9	8	7	12	3	41	12	3	6	4	1
2111	NW11	9	16	18	11	17	17	8	5	6	2
2112	NW12,39	9	9	19	10	32	20	8	12	11	2
2113	NW13	25	10	23	14	30	29	15	16	17	3
2115	NW15	5	3	8	4	7	6	3	3	1	0
2116	NW16,27,31	6	6	13	9	14	8	7	3	7	1
2117	NW17	0	0	0	0	0	0	0	0	0	0
2118	NW18	12	7	27	3	30	17	6	8	9	0
2119	NW19	6	1	5	2	10	8	5	4	7	0
2120	NW20	11	8	7	7	24	12	7	12	9	2
2121	NW21	1	1	0	0	0	1	1	0	1	0
2122	NW22,46	33	18	26	10	69	21	18	11	18	3
2123	NW23,34,45	20	31	40	19	55	32	15	11	13	4
2124	NW24	0	0	0	0	1	1	0	0	0	0
2125	NW25	1	1	1	3	2	3	1	1	0	0
2126	NW26	2	2	0	3	2	2	1	0	1	0
2130	NW30	1	0	0	0	1	1	0	0	0	0

2132	NW32	8	7	8	5	16	13	11	6	8	0
2133	NW33, 35	19	16	27	14	38	18	15	14	8	2
2136	NW36	0	0	0	0	0	0	0	0	0	0
2137	NW37	13	6	19	7	18	19	4	3	9	2
2138	NW38	0	1	0	0	0	0	0	0	0	0
2140	NW40	17	28	37	7	75	29	10	14	11	2
2141	NW41, 48	27	26	32	9	45	29	16	13	17	3
2142	NW42	5	0	4	1	2	7	0	1	1	0
2143	NW43	3	3	4	2	7	8	1	4	3	1
2144	NW44	0	0	0	1	0	0	0	0	1	0
2147	NW47	13	8	21	4	17	14	10	5	7	3
2149	NW49, 52	27	17	37	16	31	33	19	18	12	3
2150	NW50	0	1	1	1	1	2	0	0	0	0
2151	NW51	13	10	23	10	28	23	8	16	8	1
2401	SF1	23	23	18	10	12	20	8	10	6	0
2402	SF2, 24	6	7	5	10	9	14	2	8	8	1
2403	SF3, 22	7	10	10	5	5	15	9	14	5	1
2404	SF4	12	12	7	15	10	18	4	8	9	0
2405	SF5, 8, 12, 19, 28	9	12	9	25	22	21	21	8	3	1
2406	SF6, 9	19	15	23	23	12	13	5	12	9	0
2407	SF7, 33	27	11	29	22	28	30	13	13	15	1
2410	SF10	14	20	15	9	27	21	13	12	5	0
2411	SF11, 17, 21, 27	11	5	17	8	11	5	2	8	8	1
2413	SF13, 14	26	19	28	47	17	31	37	21	5	1
2415	SF15, 16	13	33	16	31	41	35	45	23	7	1
2418	SF18	14	20	15	19	23	17	20	18	4	2
2420	SF20 SPL5	29	13	34	23	41	24	11	20	10	1
2423	SF23, 29	8	10	10	14	17	13	6	11	4	1
2425	SF25	7	14	15	18	24	18	15	17	5	2
2426	SF26	0	0	0	0	0	0	0	0	0	0
2430	SF30	0	1	0	0	0	2	0	0	0	0
2431	SF31, 32	13	18	12	22	32	16	13	12	8	4
2434	SF34, 35	6	4	5	1	3	2	4	2	0	1
2501	SPL1	19	26	19	19	13	35	11	12	86	1
2502	SPL2, 25	30	30	36	29	27	40	11	16	11	2
2503	SPL3	28	24	19	25	23	30	7	19	12	0
2504	SPL4	19	15	21	23	25	23	15	12	7	2
2507	SPL7	21	19	25	32	13	34	97	9	13	0
2509	SPL9	0	1	1	0	1	0	0	0	0	0
2510	SPL10, 27	28	38	39	19	61	29	14	22	18	6
2511	SPL11	43	43	31	28	30	47	43	24	8	1
2513	SPL13	45	37	38	28	54	32	23	21	14	2
2514	SPL14, 24	42	51	57	32	82	34	35	24	12	1
2515	SPL15	46	25	47	26	26	48	16	24	18	2
2516	SPL16	7	17	9	16	38	23	3	9	7	1
2517	SPL17, 19, 23	58	38	49	39	63	30	10	23	14	1
2520	SPL20	5	6	6	5	21	9	6	8	0	0
2521	SPL21	17	18	6	13	18	20	9	8	13	1
2522	SPL22	35	28	15	17	20	26	8	9	13	0
2528	SPL28	28	16	29	29	64	18	16	16	10	1
2701	UNV1	34	7	22	21	12	13	9	16	8	1
2702	UNV2	0	1	2	2	0	0	0	0	0	2
2703	UNV3	7	1	5	2	3	9	3	1	1	2
2704	UNV4	17	8	18	7	10	17	28	16	1	2
2705	UNV5	1	0	0	0	0	1	0	0	1	0
2706	UNV6, 13	2	0	3	2	1	14	2	4	0	1
2707	UNV7, 9, 11	19	2	4	8	2	14	3	5	0	2
2708	UNV8	1	1	3	0	1	8	0	1	0	1
2710	UNV10	16	3	10	10	5	15	8	9	3	2
2712	UNV12	6	2	2	1	2	12	1	2	2	0
2714	UNV14	22	21	18	17	18	26	10	15	7	1
2715	UNV15, 16	31	11	11	14	27	32	24	15	0	3
2717	UNV17	14	5	16	13	4	15	4	9	1	0
2718	UNV18	1	0	0	0	0	0	0	0	0	0
2719	UNV19	26	12	22	27	25	28	23	23	7	3
2721	UNV21	17	7	16	9	7	16	2	16	3	0
2722	UNV22, 35, 38, 42	24	66	14	31	28	28	6	5	5	1
2723	UNV23, 31	21	24	19	12	92	26	95	5	9	1
2724	UNV24, 29	27	28	12	14	61	31	86	7	10	4
2725	UNV25, 26	35	9	18	13	29	28	43	21	2	1
2727	UNV27	34	41	19	15	22	47	15	17	5	2
2728	UNV28, 34, 43	20	10	16	23	15	22	21	13	0	2
2730	UNV30	11	7	10	14	6	14	6	7	4	0
2733	UNV33, 39, 40, 44	9	28	9	9	48	25	23	15	9	6
2736	UNV36	47	22	34	19	12	33	14	18	13	6
2737	UNV37	9	4	12	7	3	10	10	7	2	0
2745	UNV45	10	4	13	14	6	16	5	5	5	0

WITH 27 OF 27 REPORTING

AFFTON FIRE DISTRICT - PROPOSITION A  
 \*\*TAX LEVY - DISTRICT SUPPORT\*\*

(Vote for ) 1  
 01 = FOR THE PROPOSITION 3,766 65.11  
 02 = AGAINST THE PROPOSITION 2,018 34.89

	01	02		
0602	CON2	GRA40	185	126
0604	CON4		265	103
0605	CON5	GRA42	317	158
0607	CON7, 51		37	22
0608	CON8, 27, 35		264	122
0609	CON9		150	76
0617	CON17	GRA25	162	97
0620	CON20		55	14
0623	CON23	GRA43, 44, 45	182	117
0626	CON26		16	11
0634	CON34		69	27
0636	CON36		68	46
0637	CON37		53	11
0638	CON38		28	14
0907	GRA7, 19		277	124
0913	GRA13		49	66
0915	GRA15		253	133

0916	GRA16,21	255	144
0917	GRA17,20	213	223
0918	GRA18	207	112
0922	GRA22	347	139
0933	GRA33	100	50
0935	GRA35	19	10
0939	GRA39	13	5
1105	JEF5,28	165	66
1418	LEM18	9	1
1419	LEM19	8	1

WITH 20 OF 20 REPORTING

FENTON FIRE DISTRICT - PROPOSITION E  
 \*\*TAX LEVY - DISTRICT SUPPORT\*\*

VOTES PERCENT

(Vote for ) 1  
 01 = YES 3,913 61.10  
 02 = NO 2,491 38.90

-----  
 01 02  
 -----

0203	BON3	139	109
0210	BON10,25	324	169
0215	BON15	259	161
0216	BON16,20,35	172	136
0221	BON21	254	214
0228	BON28	30	24
0230	BON30 MER43 QUE9	147	79
0237	BON37	223	158
0238	BON38	198	139
0239	BON39	20	12
0601	CON1 GRA31	225	176
0910	GRA10,12	27	23
1523	MER23	357	214
1524	MER24,31	393	243
1525	MER25,26,32	345	187
1537	MER37,38	350	216
1542	MER42	283	156
1544	MER44	1	0
2306	QUE6	165	75
2320	QUE20	1	0

WITH 22 OF 22 REPORTING

DIRECTOR MARYLAND HEIGHTS FIRE DISTRICT

VOTES PERCENT

VOTES PERCENT

(Vote for ) 1  
 01 = BOB NICHOLS 1,757 67.21  
 02 = GENE T. WEISS 848 32.44

03 = INVALID WRITE-IN

9 .34

-----  
 01 02 03  
 -----

0126	AP26 NW14	0	0	0
0132	AP32	122	39	0
0141	AP41 MHT17	79	38	0
0142	AP42	0	0	0
1606	MHT6,14,49	196	119	0
1612	MHT12	2	1	0
1615	MHT15,22 NW53	319	158	2
1618	MHT18	0	0	0
1620	MHT20,48	135	86	1
1636	MHT36,38	96	41	1
1641	MHT41	22	15	1
1642	MHT42	45	63	0
1646	MHT46	5	0	0
1659	MHT59	0	0	0
2101	NW1	286	61	1
2119	NW19	37	16	0
2120	NW20	97	34	1
2126	NW26	13	4	0
2129	NW29	20	7	0
2143	NW43	31	9	0
2147	NW47	86	49	1
2149	NW49,52	166	108	1

WITH 67 OF 67 REPORTING

DIRECTOR MEHLVILLE FIRE DISTRICT

VOTES PERCENT

VOTES PERCENT

(Vote for ) 1  
 01 = AARON HILMER 11,194 53.33  
 02 = JANE KOLB 9,765 46.52

03 = INVALID WRITE-IN

33 .16

-----  
 01 02 03  
 -----

0240	BON40	0	0	0
0603	CON3	100	73	1
0606	CON6,13,47,49,52	231	238	0
0610	CON10,53	236	192	1
0611	CON11	99	58	1
0612	CON12	0	0	0
0614	CON14	61	33	0
0615	CON15,30,42	308	189	3
0616	CON16	68	41	0
0618	CON18	106	88	0
0619	CON19	5	0	0
0621	CON21,33,39	116	56	0
0622	CON22	76	108	0
0624	CON24,28,44,46	226	172	0
0625	CON25	181	129	0
0629	CON29	0	0	0
0631	CON31	100	58	0
0632	CON32	69	36	0
0640	CON40,43,45	258	237	0
0641	CON41 TSF14	125	82	1

0648	CON48	6	4	0
0650	CON50	55	39	0
0902	GRA2,8	26	28	0
0903	GRA3	3	4	0
0909	GRA9	142	80	0
0911	GRA11	111	67	0
0914	GRA14,41	147	80	2
0923	GRA23,30	0	1	0
0926	GRA26	117	95	1
0934	GRA34	19	5	0
0948	GRA48	0	0	0
1403	LEM3,16,32,33 OAK12 TSF7	373	301	1
1404	LEM4,8	85	84	0
1409	LEM9,17,29	172	209	1
1413	LEM13	138	152	0
1415	LEM15	171	152	2
1422	LEM22,24	225	243	1
1423	LEM23,31	168	201	1
2201	OAK1,6	139	134	0
2202	OAK2,14	223	210	0
2203	OAK3,23,28,29	272	231	0
2204	OAK4,18,25 TSF4	228	263	0
2205	OAK5	188	166	2
2207	OAK7	202	199	1
2208	OAK8,22	281	318	1
2209	OAK9,24	248	255	1
2210	OAK10,27	245	184	1
2211	OAK11,16	172	203	1
2213	OAK13	189	204	0
2215	OAK15	350	284	1
2217	OAK17,20	284	294	0
2219	OAK19	291	351	1
2221	OAK21,26	268	304	1
2601	TSF1,9,20	257	165	0
2602	TSF2	184	141	1
2603	TSF3	219	271	1
2605	TSF5,18	230	143	0
2606	TSF6,8	373	239	0
2610	TSF10,22	171	155	1
2611	TSF11,12	168	191	0
2613	TSF13,17	282	236	1
2615	TSF15,27	180	119	1
2616	TSF16	287	200	0
2619	TSF19,23	311	245	2
2621	TSF21	208	113	0
2624	TSF24	141	215	0
2625	TSF25,26	280	197	0

				WITH 22 OF 22 REPORTING			
				VOTES	PERCENT	VOTES	PERCENT
DIRECTOR MID-COUNTY FIRE DISTRICT							
(Vote for ) 1							
01 = MICHAEL RUSH				1,073	77.98		
02 = LAMANDA GOODRICH				296	21.51	03 = INVALID WRITE-IN	7 .51

	01	02	03	
1710	MID10	29	12	0
1718	MID18	102	13	0
1720	MID20	9	2	0
1725	MID25	20	0	0
1730	MID30	44	12	0
1738	MID38	7	0	0
1755	MID55	40	8	1
1760	MID60	0	0	0
1916	NOR16	119	28	2
1928	NOR28	10	2	0
2701	UNV1	132	37	1
2702	UNV2	3	4	0
2703	UNV3	30	11	0
2706	UNV6,13	31	8	1
2707	UNV7,9,11	56	11	0
2708	UNV8	16	2	0
2710	UNV10	64	29	1
2712	UNV12	29	9	0
2717	UNV17	71	29	0
2718	UNV18	1	0	0
2736	UNV36	192	71	1
2737	UNV37	68	8	0

				WITH 17 OF 17 REPORTING			
				VOTES	PERCENT		
METRO-NORTH FIRE DISTRICT - PROPOSITION P							
**TAX LEVY - DISTRICT SUPPORT**							
(Vote for ) 1							
01 = YES				946	69.05		
02 = NO				424	30.95		

	01	02	
0706	FER6	26	14
0707	FER7	48	22
0708	FER8	126	44
0709	FER9	66	30
0710	FER10,39	25	9
0714	FER14,43	42	24
0727	FER27,41 NRW39	115	50
0728	FER28,30	120	50
2016	NRW16	0	0
2022	NRW22	16	11
2023	NRW23	28	15
2043	NRW43	72	27
2044	NRW44	47	19
2048	NRW48	44	19



2402 SF2,24	49	23
2403 SF3,22	60	26
2404 SF4	62	41

			VOTES	PERCENT	WITH 40 OF 40 REPORTING	VOTES	PERCENT
DIRECTOR NORTHEAST AMBULANCE AND FIRE DISTRICT							
(Vote for ) 1							
01 = DUANE H. MOORE			2,857	71.68			
02 = KRIS BOEVINGLOH			1,120	28.10	03 = INVALID WRITE-IN	9	.23
	01	02	03				
0145 AP45	30	10	0				
0150 AP50 NOR56	97	26	0				
0151 AP51 NOR21	79	39	0				
1901 NOR1	74	15	0				
1902 NOR2	96	27	0				
1903 NOR3	102	22	0				
1904 NOR4	57	12	1				
1905 NOR5	104	15	0				
1906 NOR6	129	45	1				
1907 NOR7	176	57	0				
1909 NOR9	62	29	1				
1910 NOR10	53	13	0				
1911 NOR11	97	77	0				
1912 NOR12	119	34	1				
1913 NOR13	36	4	0				
1914 NOR14	55	26	0				
1915 NOR15	90	81	0				
1917 NOR17	0	0	0				
1918 NOR18	65	34	0				
1919 NOR19	19	12	0				
1922 NOR22	28	7	0				
1924 NOR24	32	15	2				
1929 NOR29	259	47	0				
1930 NOR30	164	88	0				
1933 NOR33	32	2	0				
1935 NOR35,49	2	2	0				
1936 NOR36	40	14	0				
1937 NOR37	62	35	0				
1939 NOR39	67	47	0				
1940 NOR40	21	4	0				
1941 NOR41	69	15	0				
1942 NOR42	86	59	0				
1950 NOR50	51	24	0				
1955 NOR55	91	105	1				
2035 NRW35	10	3	0				
2050 NRW50,51	64	12	0				
2705 UNV5	0	1	2				
2721 UNV21	86	30	0				
2730 UNV30	75	21	0				
2745 UNV45	78	11	0				

			VOTES	PERCENT	WITH 1 OF 1 REPORTING	VOTES	PERCENT
DIRECTOR PACIFIC FIRE DISTRICT							
(Vote for ) 1							
01 = KEN M. QUENNOZ, SR.			2	66.67			
02 = STEPHEN PAUL WOODRUFF			1	33.33	03 = INVALID WRITE-IN	0	
	01	02	03				
1516 MER16	2	1	0				

			VOTES	PERCENT	WITH 30 OF 30 REPORTING	VOTES	PERCENT
DIRECTOR RIVERVIEW FIRE DISTRICT							
(Vote for ) 1							
01 = RICHIE TIBERGHIE			1,386	49.20	03 = NORVEL PARO	452	16.05
02 = THEO BROWN, SR.			966	34.29	04 = INVALID WRITE-IN	13	.46
	01	02	03	04			
1908 NOR8	0	0	0	0			
1934 NOR34	0	0	0	0			
1944 NOR44	43	28	9	0			
1945 NOR45	48	64	10	3			
1948 NOR48,51	34	37	7	0			
2010 NRW10,11	142	178	23	2			
2012 NRW12,20,24,38	21	30	1	0			
2013 NRW13	39	43	12	0			
2014 NRW14,34	4	6	2	0			
2018 NRW18	42	35	0	0			
2030 NRW30,36	43	43	11	0			
2031 NRW31	2	1	0	0			
2033 NRW33	5	4	0	0			
2037 NRW37	65	39	6	0			
2042 NRW42	65	81	21	1			
2045 NRW45	0	0	0	0			
2046 NRW46	26	24	8	1			
2047 NRW47	62	51	8	0			
2049 NRW49	13	6	2	0			
2405 SF5,8,12,19,28	92	28	20	1			
2411 SF11,17,21,27	50	21	8	0			
2413 SF13,14	140	69	43	0			
2415 SF15,16	110	54	111	0			
2418 SF18	100	35	28	3			
2423 SF23,29	65	16	17	0			
2425 SF25	84	35	23	0			
2426 SF26	0	0	0	0			
2430 SF30	0	5	0	0			
2431 SF31,32	76	23	78	2			

2434 SF34,35 15 10 4 0

				WITH 9 OF 9 REPORTING			
				VOTES	PERCENT	VOTES	PERCENT
DIRECTOR ROBERTSON FIRE DISTRICT							
(Vote for ) 1							
01 = JOAN NOEL				394	84.73		
02 = BEN DEGROAT				70	15.05	03 = INVALID WRITE-IN	1 .22
				01	02	03	
2105 NW5			0	0	0		
2117 NW17			0	0	0		
2118 NW18			119	25	0		
2125 NW25			13	1	0		
2130 NW30			3	1	0		
2141 NW41,48			228	38	1		
2142 NW42			22	4	0		
2144 NW44			2	1	0		
2150 NW50			7	0	0		

				WITH 7 OF 7 REPORTING			
				VOTES	PERCENT	VOTES	PERCENT
DIRECTOR SPANISH LAKE FIRE DISTRICT							
(Vote for ) 1							
01 = LOU CUNNINGHAM				1,237	82.52		
02 = KHALIL ABDUL MUMIN				261	17.41	03 = INVALID WRITE-IN	1 .07
				01	02	03	
2406 SF6,9			118	26	0		
2407 SF7,33			181	39	0		
2410 SF10			121	39	0		
2420 SF20 SPL5			199	35	1		
2503 SPL3			170	32	0		
2504 SPL4			127	49	0		
2517 SPL17,19,23			321	41	0		

				WITH 16 OF 16 REPORTING			
				VOTES	PERCENT	VOTES	PERCENT
DIRECTOR VALLEY PARK FIRE DISTRICT							
(Vote for ) 1							
01 = KAREN VALDEZ				881	45.06		
02 = DANIEL WILBURN				1,068	54.63	03 = INVALID WRITE-IN	6 .31
				01	02	03	
1501 MER1,15			7	12	0		
2308 QUE8			17	34	0		
2311 QUE11,36			44	72	0		
2317 QUE17,40			90	106	2		
2321 QUE21			4	6	0		
2325 QUE25,38			113	155	0		
2328 QUE28,34			48	43	0		
2331 QUE31,47,48			46	89	0		
2332 QUE32			40	57	0		
2333 QUE33			62	45	0		
2335 QUE35			140	134	0		
2337 QUE37			67	102	2		
2339 QUE39			92	120	0		
2342 QUE42			99	85	1		
2346 QUE46			12	8	1		
2350 QUE50			0	0	0		

				WITH 16 OF 16 REPORTING			
				VOTES	PERCENT	VOTES	PERCENT
DIRECTOR VALLEY PARK FIRE DISTRICT (UNEXPIRED TERM)							
(Vote for ) 1							
01 = SHERI SCHMITT				997	50.87	03 = CHARLES KUCHAR	74 3.78
02 = BEN HELTON				882	45.00	04 = INVALID WRITE-IN	7 .36
				01	02	03	04
1501 MER1,15			7	12	0	0	
2308 QUE8			23	25	2	0	
2311 QUE11,36			58	53	6	0	
2317 QUE17,40			98	92	3	1	
2321 QUE21			7	2	1	0	
2325 QUE25,38			139	123	7	1	
2328 QUE28,34			56	34	3	0	
2331 QUE31,47,48			50	64	13	0	
2332 QUE32			45	46	7	0	
2333 QUE33			74	32	3	0	
2335 QUE35			140	135	4	1	
2337 QUE37			83	79	7	1	
2339 QUE39			111	97	6	1	
2342 QUE42			93	82	11	1	
2346 QUE46			13	6	1	1	
2350 QUE50			0	0	0	0	

AFFTON FIRE DISTRICT

GENERAL MUNICIPAL ELECTION  
ST. LOUIS COUNTY, MISSOURI  
TUESDAY, APRIL 4, 2017

OFFICIAL FINAL RESULTS

RUN DATE:04/17/17 10:33 AM

WITH 27 OF 27 PRECINCTS REPORTING

01 = REGISTERED VOTERS - TOTAL  
02 = BALLOTS CAST - TOTAL

TOTAL PERCENT  
24,896  
5,814

03 = VOTER TURNOUT - TOTAL

TOTAL PERCENT  
23.35

	01	02	03
0602 CON2 GRA40	1330	312	23.46
0604 CON4	1612	368	22.83
0605 CON5 GRA42	2115	477	22.55
0607 CON7, 51	300	59	19.67
0608 CON8, 27, 35	1800	387	21.50
0609 CON9	1282	226	17.63
0617 CON17 GRA25	1440	259	17.99
0620 CON20	279	71	25.45
0623 CON23 GRA43, 44, 45	887	310	34.95
0626 CON26	269	27	10.04
0634 CON34	345	97	28.12
0636 CON36	386	116	30.05
0637 CON37	358	64	17.88
0638 CON38	163	42	25.77
0907 GRA7, 19	2034	402	19.76
0913 GRA13	296	115	38.85
0915 GRA15	1491	387	25.96
0916 GRA16, 21	2020	399	19.75
0917 GRA17, 20	1134	441	38.89
0918 GRA18	1228	320	26.06
0922 GRA22	1822	486	26.67
0933 GRA33	760	151	19.87
0935 GRA35	139	29	20.86
0939 GRA39	97	18	18.56
1105 JEF5, 28	1186	232	19.56
1418 LEM18	73	10	13.70
1419 LEM19	50	9	18.00

WITH 27 OF 27 REPORTING

AFFTON FIRE DISTRICT - PROPOSITION A

VOTES PERCENT

\*\*TAX LEVY - DISTRICT SUPPORT\*\*

(Vote for ) 1

01 = FOR THE PROPOSITION

02 = AGAINST THE PROPOSITION

3,766 65.11  
2,018 34.89

	01	02
0602 CON2 GRA40	185	126
0604 CON4	265	103
0605 CON5 GRA42	317	158
0607 CON7, 51	37	22
0608 CON8, 27, 35	264	122
0609 CON9	150	76
0617 CON17 GRA25	162	97
0620 CON20	55	14
0623 CON23 GRA43, 44, 45	182	117
0626 CON26	16	11
0634 CON34	69	27
0636 CON36	68	46
0637 CON37	53	11
0638 CON38	28	14
0907 GRA7, 19	277	124
0913 GRA13	49	66
0915 GRA15	253	133
0916 GRA16, 21	255	144
0917 GRA17, 20	213	223
0918 GRA18	207	112
0922 GRA22	347	139
0933 GRA33	100	50
0935 GRA35	19	10
0939 GRA39	13	5
1105 JEF5, 28	165	66
1418 LEM18	9	1
1419 LEM19	8	1

WE, THE BOARD OF ELECTION COMMISSIONERS OF ST. LOUIS COUNTY, MISSOURI, ACTING AS THE VERIFICATION BOARD PURSUANT TO SECTION 115.507, RSMO, HEREBY CERTIFY THE FOREGOING TO BE A TRUE AND CORRECT ABSTRACT OF VOTES CAST FOR THE CANDIDATES AND ISSUES AT THE MUNICIPAL GENERAL ELECTION HELD IN ST. LOUIS COUNTY, MISSOURI, ON APRIL 4, 2017. IN TESTIMONY WHEREOF, WE HAVE HEREUNTO SET OUR HAND AT OUR OFFICE IN MAPLEWOOD, ST. LOUIS COUNTY, MISSOURI, ON APRIL 17, 2017.

*Richard H. Kellett*  
RICHARD H. KELLETT, CHAIRMAN

*John W. Maupin*  
JOHN W. MAUPIN, SECRETARY

*Trudi McCollum Foushee*  
TRUDI MCCOLLUM FOUSHEE, COMMISSIONER



FENTON FIRE DISTRICT  
 RUN DATE:04/14/17 10:33 AM

GENERAL MUNICIPAL ELECTION  
 ST. LOUIS COUNTY, MISSOURI  
 TUESDAY, APRIL 4, 2017  
 WITH 20 OF 20 PRECINCTS REPORTING

OFFICIAL FINAL RESULTS

	TOTAL	PERCENT	03 = VOTER TURNOUT - TOTAL	TOTAL	PERCENT
01 = REGISTERED VOTERS - TOTAL	20,132				
02 = BALLOTS CAST - TOTAL	6,460			32.09	
	01	02	03		
0203 BON3	494	249	50.40		
0210 BON10,25	1958	494	25.23		
0215 BON15	1456	423	29.05		
0216 BON16,20,35	1075	317	29.49		
0221 BON21	978	471	48.16		
0228 BON28	132	55	41.67		
0230 BON30 MER43 QUE9	933	227	24.33		
0237 BON37	857	385	44.92		
0238 BON38	684	341	49.85		
0239 BON39	57	32	56.14		
0601 CON1 GRA31	1344	414	30.80		
0910 GRA10,12	117	50	42.74		
1523 MER23	1948	574	29.47		
1524 MER24,31	1965	638	32.47		
1525 MER25,26,32	1868	532	28.48		
1537 MER37,38	1841	571	31.02		
1542 MER42	1519	442	29.10		
1544 MER44	6	1	16.67		
2306 QUE6	878	243	27.68		
2320 QUE20	22	1	4.55		

FENTON FIRE DISTRICT - PROPOSITION E  
 \*\*TAX LEVY - DISTRICT SUPPORT\*\*  
 (Vote for ) 1

	VOTES	PERCENT
01 = YES	3,913	61.10
02 = NO	2,491	38.90

	01	02
0203 BON3	139	109
0210 BON10,25	324	169
0215 BON15	259	161
0216 BON16,20,35	172	136
0221 BON21	254	214
0228 BON28	30	24
0230 BON30 MER43 QUE9	147	79
0237 BON37	223	158
0238 BON38	198	139
0239 BON39	20	12
0601 CON1 GRA31	225	176
0910 GRA10,12	27	23
1523 MER23	357	214
1524 MER24,31	393	243
1525 MER25,26,32	345	187
1537 MER37,38	350	216
1542 MER42	283	156
1544 MER44	1	0
2306 QUE6	165	75
2320 QUE20	1	0

WE, THE BOARD OF ELECTION COMMISSIONERS OF ST. LOUIS COUNTY, MISSOURI, ACTING AS THE VERIFICATION BOARD PURSUANT TO SECTION 115.507,RSMO, HEREBY CERTIFY THE FOREGOING TO BE A TRUE AND CORRECT ABSTRACT OF VOTES CAST FOR THE CANDIDATES AND ISSUES AT THE MUNICIPAL GENERAL ELECTION HELD IN ST. LOUIS COUNTY, MISSOURI, ON APRIL 4,2017. IN TESTIMONY WHEREOF, WE HAVE HEREUNTO SET OUR HAND AT OUR OFFICE IN MAPLEWOOD, ST. LOUIS COUNTY, MISSOURI, ON APRIL 17, 2017.

*Richard H. Kellett*      *John W. Maupin*      *Trudi McCollum Foushee*  
 RICHARD H. KELLETT, CHAIRMAN      JOHN W. MAUPIN, SECRETARY      TRUDI MCCOLLUM FOUSHEE, COMMISSIONER



	TOTAL	PERCENT	03 = VOTER TURNOUT - TOTAL	TOTAL	PERCENT
01 = REGISTERED VOTERS - TOTAL	14,124				
02 = BALLOTS CAST - TOTAL	2,860			20.25	
	01	02	03		
0126 AP26 NW14	7	0	.00		
0132 AP32	944	172	18.22		
0141 AP41 MHT17	669	136	20.33		
0142 AP42	7	3	42.86		
1606 MHT6,14,49	1689	341	20.19		
1612 MHT12	40	6	15.00		
1615 MHT15,22 NW53	2290	514	22.45		
1618 MHT18	2	0	.00		
1620 MHT20,48	1160	243	20.95		
1636 MHT36,38	1225	153	12.49		
1641 MHT41	649	44	6.78		
1642 MHT42	451	112	24.83		
1646 MHT46	93	5	5.38		
1659 MHT59	4	0	.00		
2101 NW1	1721	379	22.02		
2119 NW19	328	67	20.43		
2120 NW20	579	143	24.70		
2126 NW26	82	18	21.95		
2129 NW29	344	31	9.01		
2143 NW43	154	46	29.87		
2147 NW47	443	141	31.83		
2149 NW49,52	1243	306	24.62		

DIRECTOR MARYLAND HEIGHTS FIRE DISTRICT	VOTES	PERCENT	WITH 22 OF 22 REPORTING	VOTES	PERCENT
(Vote for ) 1					
01 = BOB NICHOLS	1,757	67.21			
02 = GENE T. WEISS	848	32.44	03 = INVALID WRITE-IN	9	.34
	01	02	03		
0126 AP26 NW14	0	0	0		
0132 AP32	122	39	0		
0141 AP41 MHT17	79	38	0		
0142 AP42	0	0	0		
1606 MHT6,14,49	196	119	0		
1612 MHT12	2	1	0		
1615 MHT15,22 NW53	319	158	2		
1618 MHT18	0	0	0		
1620 MHT20,48	135	86	1		
1636 MHT36,38	96	41	1		
1641 MHT41	22	15	1		
1642 MHT42	45	63	0		
1646 MHT46	5	0	0		
1659 MHT59	0	0	0		
2101 NW1	286	61	1		
2119 NW19	37	16	0		
2120 NW20	97	34	1		
2126 NW26	13	4	0		
2129 NW29	20	7	0		
2143 NW43	31	9	0		
2147 NW47	86	49	1		
2149 NW49,52	166	108	1		

WE, THE BOARD OF ELECTION COMMISSIONERS OF ST. LOUIS COUNTY, MISSOURI, ACTING AS THE VERIFICATION BOARD PURSUANT TO SECTION 115.507,RSMo, HEREBY CERTIFY THE FOREGOING TO BE A TRUE AND CORRECT ABSTRACT OF VOTES CAST FOR THE CANDIDATES AND ISSUES AT THE MUNICIPAL GENERAL ELECTION HELD IN ST. LOUIS COUNTY, MISSOURI, ON APRIL 4,2017. IN TESTIMONY WHEREOF, WE HAVE HEREUNTO SET OUR HAND AT OUR OFFICE IN MAPLEWOOD, ST. LOUIS COUNTY, MISSOURI, ON APRIL 17, 2017.

*Richard H. Kellett*      *John W. Maupin*      *Trudi McCollum Foushee*  
 RICHARD H. KELLETT, CHAIRMAN      JOHN W. MAUPIN, SECRETARY      TRUDI MCCOLLUM FOUSHEE, COMMISSIONER



MEHLVILLE FIRE DISTRICT

RUN DATE:04/17/17 10:34 AM

GENERAL MUNICIPAL ELECTION  
ST. LOUIS COUNTY, MISSOURI  
TUESDAY, APRIL 4, 2017

OFFICIAL FINAL RESULTS

WITH 67 OF 67 PRECINCTS REPORTING

	TOTAL	PERCENT	03 = VOTER TURNOUT - TOTAL	TOTAL	PERCENT
01 = REGISTERED VOTERS - TOTAL	85,795				
02 = BALLOTS CAST - TOTAL	22,209			25.89	
	01	02	03		
0240 BON40	1	0	.00		
0603 CON3	646	190	29.41		
0606 CON6,13,47,49,52	2066	515	24.93		
0610 CON10,53	1850	484	26.16		
0611 CON11	522	166	31.80		
0612 CON12	4	0	.00		
0614 CON14	288	100	34.72		
0615 CON15,30,42	1942	550	28.32		
0616 CON16	451	122	27.05		
0618 CON18	999	214	21.42		
0619 CON19	14	5	35.71		
0621 CON21,33,39	684	197	28.80		
0622 CON22	777	201	25.87		
0624 CON24,28,44,46	1448	432	29.83		
0625 CON25	1085	342	31.52		
0629 CON29	13	0	.00		
0631 CON31	520	168	32.31		
0632 CON32	580	113	19.48		
0640 CON40,43,45	1879	520	27.67		
0641 CON41 TSF14	872	224	25.69		
0648 CON48	38	11	28.95		
0650 CON50	424	100	23.58		
0902 GRA2,8	450	58	12.89		
0903 GRA3	17	7	41.18		
0909 GRA9	808	268	33.17		
0911 GRA11	571	226	39.58		
0914 GRA14,41	880	264	30.00		
0923 GRA23,30	14	1	7.14		
0926 GRA26	1000	237	23.70		
0934 GRA34	76	26	34.21		
0948 GRA48	6	1	16.67		
1403 LEM3,16,32,33 OAK12 TSF7	3438	710	20.65		
1404 LEM4,8	1051	178	16.94		
1409 LEM9,17,29	1561	402	25.75		
1413 LEM13	1427	302	21.16		
1415 LEM15	1868	341	18.25		
1422 LEM22,24	2491	493	19.79		
1423 LEM23,31	1690	381	22.54		
2201 OAK1,6	1359	282	20.75		
2202 OAK2,14	1834	446	24.32		
2203 OAK3,23,28,29	1965	521	26.51		
2204 OAK4,18,25 TSF4	1755	507	28.89		
2205 OAK5	1355	371	27.38		
2207 OAK7	1325	413	31.17		
2208 OAK8,22	1948	618	31.72		
2209 OAK9,24	1820	520	28.57		
2210 OAK10,27	1775	447	25.18		
2211 OAK11,16	1661	386	23.24		
2213 OAK13	1726	416	24.10		
2215 OAK15	2378	654	27.50		
2217 OAK17,20	1875	592	31.57		
2219 OAK19	2242	673	30.02		
2221 OAK21,26	1947	585	30.05		
2601 TSF1,9,20	2004	438	21.86		
2602 TSF2	1081	344	31.82		
2603 TSF3	2035	512	25.16		
2605 TSF5,18	1312	401	30.56		
2606 TSF6,8	2140	629	29.39		
2610 TSF10,22	1308	344	26.30		
2611 TSF11,12	2578	378	14.66		
2613 TSF13,17	1890	540	28.57		
2615 TSF15,27	1263	307	24.31		
2616 TSF16	1925	508	26.39		
2619 TSF19,23	1969	616	31.28		
2621 TSF21	1264	339	26.82		
2624 TSF24	1751	371	21.19		
2625 TSF25,26	1859	502	27.00		

WITH 67 OF 67 REPORTING

DIRECTOR MEHLVILLE FIRE DISTRICT	VOTES	PERCENT		VOTES	PERCENT
(Vote for ) 1					
01 = AARON HILMER	11,194	53.33			
02 = JANE KOLB	9,765	46.52	03 = INVALID WRITE-IN	33	.16

	01	02	03
0240 BON40	0	0	0
0603 CON3	100	73	1
0606 CON6,13,47,49,52	231	238	0
0610 CON10,53	236	192	1
0611 CON11	99	58	1
0612 CON12	0	0	0
0614 CON14	61	33	0
0615 CON15,30,42	308	189	3
0616 CON16	68	41	0
0618 CON18	106	88	0
0619 CON19	5	0	0
0621 CON21,33,39	116	56	0
0622 CON22	76	108	0
0624 CON24,28,44,46	226	172	0
0625 CON25	181	129	0
0629 CON29	0	0	0
0631 CON31	100	58	0
0632 CON32	69	36	0
0640 CON40,43,45	258	237	0
0641 CON41 TSF14	125	82	1
0648 CON48	6	4	0
0650 CON50	55	39	0
0902 GRA2,8	26	28	0
0903 GRA3	3	4	0
0909 GRA9	142	80	0
0911 GRA11	111	67	0
0914 GRA14,41	147	80	2
0923 GRA23,30	0	1	0

0926	GRA26	117	95	1
0934	GRA34	19	5	0
0948	GRA48	0	0	0
1403	LEM3,16,32,33	373	301	1
1404	LEM4,8	85	84	0
1409	LEM9,17,29	172	209	1
1413	LEM13	138	152	0
1415	LEM15	171	152	2
1422	LEM22,24	225	243	1
1423	LEM23,31	168	201	1
2201	OAK1,6	139	134	0
2202	OAK2,14	223	210	0
2203	OAK3,23,28,29	272	231	0
2204	OAK4,18,25	228	263	0
2205	OAK5	188	166	2
2207	OAK7	202	199	1
2208	OAK8,22	281	318	1
2209	OAK9,24	248	255	1
2210	OAK10,27	245	184	1
2211	OAK11,16	172	203	1
2213	OAK13	189	204	0
2215	OAK15	350	284	1
2217	OAK17,20	284	294	0
2219	OAK19	291	351	1
2221	OAK21,26	268	304	1
2601	TSF1,9,20	257	165	0
2602	TSF2	184	141	1
2603	TSF3	219	271	1
2605	TSF5,18	230	143	0
2606	TSF6,8	373	239	0
2610	TSF10,22	171	155	1
2611	TSF11,12	168	191	0
2613	TSF13,17	282	236	1
2615	TSF15,27	180	119	1
2616	TSF16	287	200	0
2619	TSF19,23	311	245	2
2621	TSF21	208	113	0
2624	TSF24	141	215	0
2625	TSF25,26	280	197	0

=====

WE, THE BOARD OF ELECTION COMMISSIONERS OF ST. LOUIS COUNTY, MISSOURI, ACTING AS THE VERIFICATION BOARD PURSUANT TO SECTION 115.507,RSMo, HEREBY CERTIFY THE FOREGOING TO BE A TRUE AND CORRECT ABSTRACT OF VOTES CAST FOR THE CANDIDATES AND ISSUES AT THE MUNICIPAL GENERAL ELECTION HELD IN ST. LOUIS COUNTY, MISSOURI, ON APRIL 4,2017. IN TESTIMONY WHEREOF, WE HAVE HEREUNTO SET OUR HAND AT OUR OFFICE IN MAPLEWOOD, ST. LOUIS COUNTY, MISSOURI, ON APRIL 17, 2017.

*Richard H. Kellett*  
 RICHARD H. KELLETT, CHAIRMAN

*John W. Maupin*  
 JOHN W. MAUPIN, SECRETARY

*Trudi McCollum Foushee*  
 TRUDI MCCOLLUM FOUSHEE, COMMISSIONER



MID-COUNTY FIRE DISTRICT  
 RUN DATE:04/17/17 10:34 AM

GENERAL MUNICIPAL ELECTION  
 ST. LOUIS COUNTY, MISSOURI  
 TUESDAY, APRIL 4, 2017  
 WITH 22 OF 22 PRECINCTS REPORTING

OFFICIAL FINAL RESULTS

01 = REGISTERED VOTERS - TOTAL  
 02 = BALLOTS CAST - TOTAL

TOTAL  
 7,686  
 1,477

03 = VOTER TURNOUT - TOTAL

TOTAL PERCENT  
 19.22

	01	02	03
1710 MID10	124	44	35.48
1718 MID18	333	120	36.04
1720 MID20	24	11	45.83
1725 MID25	46	21	45.65
1730 MID30	297	62	20.88
1738 MID38	51	7	13.73
1755 MID55	276	57	20.65
1760 MID60	0	0	
1916 NOR16	499	161	32.26
1928 NOR28	81	12	14.81
2701 UNV1	670	180	26.87
2702 UNV2	67	7	10.45
2703 UNV3	198	42	21.21
2706 UNV6,13	243	43	17.70
2707 UNV7,9,11	799	68	8.51
2708 UNV8	177	21	11.86
2710 UNV10	657	100	15.22
2712 UNV12	99	43	43.43
2717 UNV17	793	106	13.37
2718 UNV18	14	1	7.14
2736 UNV36	1414	289	20.44
2737 UNV37	824	82	9.95

DIRECTOR MID-COUNTY FIRE DISTRICT  
 (Vote for ) 1  
 01 = MICHAEL RUSH  
 02 = LAMANDA GOODRICH

VOTES PERCENT  
 1,073 77.98  
 296 21.51

WITH 22 OF 22 REPORTING

VOTES PERCENT  
 7 .51

03 = INVALID WRITE-IN

	01	02	03
1710 MID10	29	12	0
1718 MID18	102	13	0
1720 MID20	9	2	0
1725 MID25	20	0	0
1730 MID30	44	12	0
1738 MID38	7	0	0
1755 MID55	40	8	1
1760 MID60	0	0	0
1916 NOR16	119	28	2
1928 NOR28	10	2	0
2701 UNV1	132	37	1
2702 UNV2	3	4	0
2703 UNV3	30	11	0
2706 UNV6,13	31	8	1
2707 UNV7,9,11	56	11	0
2708 UNV8	16	2	0
2710 UNV10	64	29	1
2712 UNV12	29	9	0
2717 UNV17	71	29	0
2718 UNV18	1	0	0
2736 UNV36	192	71	1
2737 UNV37	68	8	0

WE, THE BOARD OF ELECTION COMMISSIONERS OF ST. LOUIS COUNTY, MISSOURI, ACTING AS THE VERIFICATION BOARD PURSUANT TO SECTION 115.507,RSMo, HEREBY CERTIFY THE FOREGOING TO BE A TRUE AND CORRECT ABSTRACT OF VOTES CAST FOR THE CANDIDATES AND ISSUES AT THE MUNICIPAL GENERAL ELECTION HELD IN ST. LOUIS COUNTY, MISSOURI, ON APRIL 4,2017. IN TESTIMONY WHEREOF, WE HAVE HEREUNTO SET OUR HAND AT OUR OFFICE IN MAPLEWOOD, ST. LOUIS COUNTY, MISSOURI, ON APRIL 17, 2017.

*Richard H. Kellett*  
 RICHARD H. KELLETT, CHAIRMAN

*John W. Maupin*  
 JOHN W. MAUPIN, SECRETARY

*Trudi McCollum Foushee*  
 TRUDI MCCOLLUM FOUSHEE, COMMISSIONER





METRO-NORTH FIRE DISTRICT  
 RUN DATE:04/17/17 10:35 AM

GENERAL MUNICIPAL ELECTION  
 ST. LOUIS COUNTY, MISSOURI  
 TUESDAY, APRIL 4, 2017  
 WITH 17 OF 17 PRECINCTS REPORTING

OFFICIAL FINAL RESULTS

	TOTAL	PERCENT	03 = VOTER TURNOUT - TOTAL	TOTAL	PERCENT
01 = REGISTERED VOTERS - TOTAL	11,267				
02 = BALLOTS CAST - TOTAL	1,379			12.24	
	01	02	03		
0706 FER6	366	40	10.93		
0707 FER7	402	70	17.41		
0708 FER8	740	173	23.38		
0709 FER9	553	96	17.36		
0710 FER10,39	247	34	13.77		
0714 FER14,43	881	66	7.49		
0727 FER27,41 NRW39	1676	166	9.90		
0728 FER28,30	879	171	19.45		
2016 NRW16	0	0	.00		
2022 NRW22	217	27	12.44		
2023 NRW23	434	43	9.91		
2043 NRW43	776	100	12.89		
2044 NRW44	398	66	16.58		
2048 NRW48	750	63	8.40		
2402 SF2,24	703	74	10.53		
2403 SF3,22	789	87	11.03		
2404 SF4	1456	103	7.07		

WITH 17 OF 17 REPORTING

	VOTES	PERCENT
METRO-NORTH FIRE DISTRICT - PROPOSITION P		
**TAX LEVY - DISTRICT SUPPORT**		
(Vote for ) 1		
01 = YES	946	69.05
02 = NO	424	30.95
	01	02
0706 FER6	26	14
0707 FER7	48	22
0708 FER8	126	44
0709 FER9	66	30
0710 FER10,39	25	9
0714 FER14,43	42	24
0727 FER27,41 NRW39	115	50
0728 FER28,30	120	50
2016 NRW16	0	0
2022 NRW22	16	11
2023 NRW23	28	15
2043 NRW43	72	27
2044 NRW44	47	19
2048 NRW48	44	19
2402 SF2,24	49	23
2403 SF3,22	60	26
2404 SF4	62	41

WE, THE BOARD OF ELECTION COMMISSIONERS OF ST. LOUIS COUNTY, MISSOURI, ACTING AS THE VERIFICATION BOARD PURSUANT TO SECTION 115.507,RSMo, HEREBY CERTIFY THE FOREGOING TO BE A TRUE AND CORRECT ABSTRACT OF VOTES CAST FOR THE CANDIDATES AND ISSUES AT THE MUNICIPAL GENERAL ELECTION HELD IN ST. LOUIS COUNTY, MISSOURI, ON APRIL 4,2017. IN TESTIMONY WHEREOF, WE HAVE HEREUNTO SET OUR HAND AT OUR OFFICE IN MAPLEWOOD, ST. LOUIS COUNTY, MISSOURI, ON APRIL 17, 2017.

*Richard H. Kellett*      *John W. Maupin*      *Trudi McCollum Foushee*  
 RICHARD H. KELLETT, CHAIRMAN      JOHN W. MAUPIN, SECRETARY      TRUDI MCCOLLUM FOUSHEE, COMMISSIONER



NORTHEAST AMB&FIRE DIST  
 RUN DATE:04/17/17 10:35 AM

GENERAL MUNICIPAL ELECTION  
 ST. LOUIS COUNTY, MISSOURI  
 TUESDAY, APRIL 4, 2017  
 WITH 40 OF 40 PRECINCTS REPORTING

OFFICIAL FINAL RESULTS

	TOTAL	PERCENT	03 = VOTER TURNOUT - TOTAL	TOTAL	PERCENT
01 = REGISTERED VOTERS - TOTAL	17,576				
02 = BALLOTS CAST - TOTAL	4,187				23.82
	01	02	03		
0145 AP45	384	40	10.42		
0150 AP50 NOR56	529	127	24.01		
0151 AP51 NOR21	587	130	22.15		
1901 NOR1	487	97	19.92		
1902 NOR2	601	138	22.96		
1903 NOR3	487	137	28.13		
1904 NOR4	412	76	18.45		
1905 NOR5	620	129	20.81		
1906 NOR6	875	189	21.60		
1907 NOR7	692	247	35.69		
1909 NOR9	537	94	17.50		
1910 NOR10	399	69	17.29		
1911 NOR11	372	181	48.66		
1912 NOR12	692	159	22.98		
1913 NOR13	132	42	31.82		
1914 NOR14	173	84	48.55		
1915 NOR15	529	180	34.03		
1917 NOR17	23	0	.00		
1918 NOR18	503	101	20.08		
1919 NOR19	377	33	8.75		
1922 NOR22	214	37	17.29		
1924 NOR24	588	54	9.18		
1929 NOR29	938	315	33.58		
1930 NOR30	669	258	38.57		
1933 NOR33	191	35	18.32		
1935 NOR35,49	82	4	4.88		
1936 NOR36	435	56	12.87		
1937 NOR37	417	101	24.22		
1939 NOR39	340	115	33.82		
1940 NOR40	114	25	21.93		
1941 NOR41	313	88	28.12		
1942 NOR42	400	149	37.25		
1950 NOR50	514	81	15.76		
1955 NOR55	581	203	34.94		
2035 NRW35	236	13	5.51		
2050 NRW50,51	714	79	11.06		
2705 UNV5	19	3	15.79		
2721 UNV21	563	122	21.67		
2730 UNV30	434	103	23.73		
2745 UNV45	403	93	23.08		

	VOTES PERCENT			WITH 40 OF 40 REPORTING			VOTES PERCENT		
DIRECTOR NORTHEAST AMBULANCE AND FIRE DISTRICT									
(Vote for ) 1									
01 = DUANE H. MOORE	2,857	71.68							
02 = KRIS BOEVINGLOH	1,120	28.10					9	.23	
	01	02	03	03 = INVALID WRITE-IN					
0145 AP45	30	10	0						
0150 AP50 NOR56	97	26	0						
0151 AP51 NOR21	79	39	0						
1901 NOR1	74	15	0						
1902 NOR2	96	27	0						
1903 NOR3	102	22	0						
1904 NOR4	57	12	1						
1905 NOR5	104	15	0						
1906 NOR6	129	45	1						
1907 NOR7	176	57	0						
1909 NOR9	62	29	1						
1910 NOR10	53	13	0						
1911 NOR11	97	77	0						
1912 NOR12	119	34	1						
1913 NOR13	36	4	0						
1914 NOR14	55	26	0						
1915 NOR15	90	81	0						
1917 NOR17	0	0	0						
1918 NOR18	65	34	0						
1919 NOR19	19	12	0						
1922 NOR22	28	7	0						
1924 NOR24	32	15	2						
1929 NOR29	259	47	0						
1930 NOR30	164	88	0						
1933 NOR33	32	2	0						
1935 NOR35,49	2	2	0						
1936 NOR36	40	14	0						
1937 NOR37	62	35	0						
1939 NOR39	67	47	0						
1940 NOR40	21	4	0						
1941 NOR41	69	15	0						
1942 NOR42	86	59	0						
1950 NOR50	51	24	0						
1955 NOR55	91	105	1						
2035 NRW35	10	3	0						
2050 NRW50,51	64	12	0						
2705 UNV5	0	1	2						
2721 UNV21	86	30	0						
2730 UNV30	75	21	0						
2745 UNV45	78	11	0						

WE, THE BOARD OF ELECTION COMMISSIONERS OF ST. LOUIS COUNTY, MISSOURI, ACTING AS THE VERIFICATION BOARD PURSUANT TO SECTION 115.507,RSMo, HEREBY CERTIFY THE FOREGOING TO BE A TRUE AND CORRECT ABSTRACT OF VOTES CAST FOR THE CANDIDATES AND ISSUES AT THE MUNICIPAL GENERAL ELECTION HELD IN ST. LOUIS COUNTY, MISSOURI, ON APRIL 4,2017. IN TESTIMONY WHEREOF, WE HAVE HEREUNTO SET OUR HAND AT OUR OFFICE IN MAPLEWOOD, ST. LOUIS COUNTY, MISSOURI, ON APRIL 17, 2017.

*Richard H. Kellett*  
RICHARD H. KELLETT, CHAIRMAN

*John W. Maupin*  
JOHN W. MAUPIN, SECRETARY

*Trudi McCollum Foushee*  
TRUDI MCCOLLUM FOUSHEE, COMMISSIONER



RIVERVIEW FIRE DISTRICT  
 RUN DATE:04/17/17 10:35 AM

GENERAL MUNICIPAL ELECTION  
 ST. LOUIS COUNTY, MISSOURI  
 TUESDAY, APRIL 4, 2017  
 WITH 30 OF 30 PRECINCTS REPORTING

OFFICIAL FINAL RESULTS

	TOTAL	PERCENT	03 = VOTER TURNOUT - TOTAL	TOTAL	PERCENT
01 = REGISTERED VOTERS - TOTAL	20,470				
02 = BALLOTS CAST - TOTAL	3,009				14.70
	01	02	03		
1908 NOR8	12	0	0.00		
1934 NOR34	1	0	0.00		
1944 NOR44	683	88	12.88		
1945 NOR45	1095	136	12.42		
1948 NOR48,51	655	87	13.28		
2010 NRW10,11	1540	383	24.87		
2012 NRW12,20,24,38	410	56	13.66		
2013 NRW13	519	110	21.19		
2014 NRW14,34	100	13	13.00		
2018 NRW18	634	83	13.09		
2030 NRW30,36	955	107	11.20		
2031 NRW31	13	3	23.08		
2033 NRW33	88	9	10.23		
2037 NRW37	595	117	19.66		
2042 NRW42	758	188	24.80		
2045 NRW45	0	0	0.00		
2046 NRW46	425	64	15.06		
2047 NRW47	936	136	14.53		
2049 NRW49	119	21	17.65		
2405 SF5,8,12,19,28	951	144	15.14		
2411 SF11,17,21,27	1153	79	6.85		
2413 SF13,14	1993	260	13.05		
2415 SF15,16	1816	280	15.42		
2418 SF18	1235	177	14.33		
2423 SF23,29	1085	100	9.22		
2425 SF25	1133	147	12.97		
2426 SF26	1	0	0.00		
2430 SF30	36	5	13.89		
2431 SF31,32	1386	186	13.42		
2434 SF34,35	143	30	20.98		

DIRECTOR RIVERVIEW FIRE DISTRICT	VOTES	PERCENT	WITH 30 OF 30 REPORTING	VOTES	PERCENT
(Vote for ) 1					
01 = RICHIE TIBERGHEN	1,386	49.20	03 = NORVEL PARO	452	16.05
02 = THEO BROWN, SR.	966	34.29	04 = INVALID WRITE-IN	13	.46
	01	02	03	04	
1908 NOR8	0	0	0	0	
1934 NOR34	0	0	0	0	
1944 NOR44	43	28	9	0	
1945 NOR45	48	64	10	3	
1948 NOR48,51	34	37	7	0	
2010 NRW10,11	142	178	23	2	
2012 NRW12,20,24,38	21	30	1	0	
2013 NRW13	39	43	12	0	
2014 NRW14,34	4	6	2	0	
2018 NRW18	42	35	0	0	
2030 NRW30,36	43	43	11	0	
2031 NRW31	2	1	0	0	
2033 NRW33	5	4	0	0	
2037 NRW37	65	39	6	0	
2042 NRW42	65	81	21	1	
2045 NRW45	0	0	0	0	
2046 NRW46	26	24	8	1	
2047 NRW47	62	51	8	0	
2049 NRW49	13	6	2	0	
2405 SF5,8,12,19,28	92	28	20	1	
2411 SF11,17,21,27	50	21	8	0	
2413 SF13,14	140	69	43	0	
2415 SF15,16	110	54	111	0	
2418 SF18	100	35	28	3	
2423 SF23,29	65	16	17	0	
2425 SF25	84	35	23	0	
2426 SF26	0	0	0	0	
2430 SF30	0	5	0	0	
2431 SF31,32	76	23	78	2	
2434 SF34,35	15	10	4	0	

WE, THE BOARD OF ELECTION COMMISSIONERS OF ST. LOUIS COUNTY, MISSOURI, ACTING AS THE VERIFICATION BOARD PURSUANT TO SECTION 115.507,RSMO, HEREBY CERTIFY THE FOREGOING TO BE A TRUE AND CORRECT ABSTRACT OF VOTES CAST FOR THE CANDIDATES AND ISSUES AT THE MUNICIPAL GENERAL ELECTION HELD IN ST. LOUIS COUNTY, MISSOURI, ON APRIL 4,2017. IN TESTIMONY WHEREOF, WE HAVE HEREUNTO SET OUR HAND AT OUR OFFICE IN MAPLEWOOD, ST. LOUIS COUNTY, MISSOURI, ON APRIL 17, 2017.

*Richard H. Kellett*      *John W. Maupin*      *Trudi McCollum Foushee*  
 RICHARD H. KELLETT, CHAIRMAN      JOHN W. MAUPIN, SECRETARY      TRUDI MCCOLLUM FOUSHEE, COMMISSIONER



ROBERTSON FIRE DISTRICT  
 RUN DATE:04/17/17 10:36 AM

GENERAL MUNICIPAL ELECTION  
 ST. LOUIS COUNTY, MISSOURI  
 TUESDAY, APRIL 4, 2017  
 WITH 9 OF 9 PRECINCTS REPORTING

OFFICIAL FINAL RESULTS

01 = REGISTERED VOTERS - TOTAL  
 02 = BALLOTS CAST - TOTAL

TOTAL 3,472  
 PERCENT 489

03 = VOTER TURNOUT - TOTAL

TOTAL PERCENT  
 14.08

	01	02	03
2105 NW5	3	0	.00
2117 NW17	0	0	.
2118 NW18	726	149	20.52
2125 NW25	223	15	6.73
2130 NW30	168	5	2.98
2141 NW41, 48	1912	280	14.64
2142 NW42	333	29	8.71
2144 NW44	20	3	15.00
2150 NW50	87	8	9.20

DIRECTOR ROBERTSON FIRE DISTRICT (Vote for ) 1 01 = JOAN NOEL 02 = BEN DEGROAT	VOTES PERCENT			WITH 9 OF 9 REPORTING		VOTES PERCENT	
	01	02	03				
	394	84.73					
	70	15.05		03 = INVALID WRITE-IN		1	.22
2105 NW5	0	0	0				
2117 NW17	0	0	0				
2118 NW18	119	25	0				
2125 NW25	13	1	0				
2130 NW30	3	1	0				
2141 NW41, 48	228	38	1				
2142 NW42	22	4	0				
2144 NW44	2	1	0				
2150 NW50	7	0	0				

WE, THE BOARD OF ELECTION COMMISSIONERS OF ST. LOUIS COUNTY, MISSOURI, ACTING AS THE VERIFICATION BOARD PURSUANT TO SECTION 115.507, RSMO, HEREBY CERTIFY THE FOREGOING TO BE A TRUE AND CORRECT ABSTRACT OF VOTES CAST FOR THE CANDIDATES AND ISSUES AT THE MUNICIPAL GENERAL ELECTION HELD IN ST. LOUIS COUNTY, MISSOURI, ON APRIL 4, 2017. IN TESTIMONY WHEREOF, WE HAVE HEREUNTO SET OUR HAND AT OUR OFFICE IN MAPLEWOOD, ST. LOUIS COUNTY, MISSOURI, ON APRIL 17, 2017.

*Richard H. Kellett*  
 RICHARD H. KELLETT, CHAIRMAN

*John W. Maupin*  
 JOHN W. MAUPIN, SECRETARY

*Trudi McCollum Foushee*  
 TRUDI MCCOLLUM FOUSHEE, COMMISSIONER



SPANISH LAKE FIRE DIST  
 RUN DATE:04/17/17 10:36 AM

GENERAL MUNICIPAL ELECTION  
 ST. LOUIS COUNTY, MISSOURI  
 TUESDAY, APRIL 4, 2017  
 WITH 7 OF 7 PRECINCTS REPORTING

OFFICIAL FINAL RESULTS

	TOTAL	PERCENT		TOTAL	PERCENT
01 = REGISTERED VOTERS - TOTAL	11,238		03 = VOTER TURNOUT - TOTAL		13.63
02 = BALLOTS CAST - TOTAL	1,532				
	01	02	03		
2406 SF6,9	1671	.147	8.80		
2407 SF7,33	1631	.222	13.61		
2410 SF10	1026	.161	15.69		
2420 SF20 SPL5	1830	.238	13.01		
2503 SPL3	1883	.204	10.83		
2504 SPL4	1049	.186	17.73		
2517 SPL17,19,23	2148	.374	17.41		

DIRECTOR SPANISH LAKE FIRE DISTRICT	VOTES	PERCENT	WITH 7 OF 7 REPORTING	VOTES	PERCENT
(Vote for ) 1					
01 = LOU CUNNINGHAM	1,237	82.52			
02 = KHALIL ABDUL MUMIN	261	17.41	03 = INVALID WRITE-IN	1	.07
	01	02	03		
2406 SF6,9	118	26	0		
2407 SF7,33	181	39	0		
2410 SF10	121	39	0		
2420 SF20 SPL5	199	35	1		
2503 SPL3	170	32	0		
2504 SPL4	127	49	0		
2517 SPL17,19,23	321	41	0		

WE, THE BOARD OF ELECTION COMMISSIONERS OF ST. LOUIS COUNTY, MISSOURI, ACTING AS THE VERIFICATION BOARD PURSUANT TO SECTION 115.507,RSMo, HEREBY CERTIFY THE FOREGOING TO BE A TRUE AND CORRECT ABSTRACT OF VOTES CAST FOR THE CANDIDATES AND ISSUES AT THE MUNICIPAL GENERAL ELECTION HELD IN ST. LOUIS COUNTY, MISSOURI, ON APRIL 4,2017. IN TESTIMONY WHEREOF, WE HAVE HEREUNTO SET OUR HAND AT OUR OFFICE IN MAPLEWOOD, ST. LOUIS COUNTY, MISSOURI, ON APRIL 17, 2017.

*Richard H. Kellett*  
 RICHARD H. KELLETT, CHAIRMAN

*John W. Maupin*  
 JOHN W. MAUPIN, SECRETARY

*Trudi McCollum Foushee*  
 TRUDI MCCOLLUM FOUSHEE, COMMISSIONER



RUN DATE:04/17/17 10:37 AM

WITH 16 OF 16 PRECINCTS REPORTING

01 = REGISTERED VOTERS - TOTAL  
02 = BALLOTS CAST - TOTAL

TOTAL PERCENT  
8,592  
2,193

03 = VOTER TURNOUT - TOTAL

TOTAL PERCENT  
25.52

	01	02	03
1501 MER1,15	109	21	19.27
2308 QUE8	312	58	18.59
2311 QUE11,36	585	138	23.59
2317 QUE17,40	850	211	24.82
2321 QUE21	73	11	15.07
2325 QUE25,38	856	296	34.58
2328 QUE28,34	265	95	35.85
2331 QUE31,47,48	861	172	19.98
2332 QUE32	299	110	36.79
2333 QUE33	436	117	26.83
2335 QUE35	707	285	40.31
2337 QUE37	1274	203	15.93
2339 QUE39	1143	251	21.96
2342 QUE42	601	204	33.94
2346 QUE46	220	21	9.55
2350 QUE50	1	0	.00

WITH 16 OF 16 REPORTING

DIRECTOR VALLEY PARK FIRE DISTRICT

VOTES PERCENT

VOTES PERCENT

(Vote for ) 1  
01 = KAREN VALDEZ  
02 = DANIEL WILBURN

881 45.06  
1,068 54.63

03 = INVALID WRITE-IN

6 .31

	01	02	03
1501 MER1,15	7	12	0
2308 QUE8	17	34	0
2311 QUE11,36	44	72	0
2317 QUE17,40	90	106	2
2321 QUE21	4	6	0
2325 QUE25,38	113	155	0
2328 QUE28,34	48	43	0
2331 QUE31,47,48	46	89	0
2332 QUE32	40	57	0
2333 QUE33	62	45	0
2335 QUE35	140	134	0
2337 QUE37	67	102	2
2339 QUE39	92	120	0
2342 QUE42	99	85	1
2346 QUE46	12	8	1
2350 QUE50	0	0	0

WITH 16 OF 16 REPORTING

DIRECTOR VALLEY PARK FIRE DISTRICT (UNEXPIRED TERM)

VOTES PERCENT

VOTES PERCENT

(Vote for ) 1  
01 = SHERI SCHMITT  
02 = BEN HELTON

997 50.87  
882 45.00

03 = CHARLES KUCHAR  
04 = INVALID WRITE-IN

74 3.78  
7 .36

	01	02	03	04
1501 MER1,15	7	12	0	0
2308 QUE8	23	25	2	0
2311 QUE11,36	58	53	6	0
2317 QUE17,40	98	92	3	1
2321 QUE21	7	2	1	0
2325 QUE25,38	139	123	7	1
2328 QUE28,34	56	34	3	0
2331 QUE31,47,48	50	64	13	0
2332 QUE32	45	46	7	0
2333 QUE33	74	32	3	0
2335 QUE35	140	135	4	1
2337 QUE37	83	79	7	1
2339 QUE39	111	97	6	1
2342 QUE42	93	82	11	1
2346 QUE46	13	6	1	1
2350 QUE50	0	0	0	0

WE, THE BOARD OF ELECTION COMMISSIONERS OF ST. LOUIS COUNTY, MISSOURI, ACTING AS THE VERIFICATION BOARD PURSUANT TO SECTION 115.507,RSMO, HEREBY CERTIFY THE FOREGOING TO BE A TRUE AND CORRECT ABSTRACT OF VOTES CAST FOR THE CANDIDATES AND ISSUES AT THE MUNICIPAL GENERAL ELECTION HELD IN ST. LOUIS COUNTY, MISSOURI, ON APRIL 4,2017. IN TESTIMONY WHEREOF, WE HAVE HEREUNTO SET OUR HAND AT OUR OFFICE IN MAPLEWOOD, ST. LOUIS COUNTY, MISSOURI, ON APRIL 17, 2017.

*Richard H. Kellett*  
RICHARD H. KELLETT, CHAIRMAN

*John W. Maupin*  
JOHN W. MAUPIN, SECRETARY

*Trudi McCollum Foushee*  
TRUDI MCCOLLUM FOUSHEE, COMMISSIONER



PACIFIC FIRE DISTRICT

GENERAL MUNICIPAL ELECTION  
ST. LOUIS COUNTY, MISSOURI  
TUESDAY, APRIL 4, 2017

OFFICIAL FINAL RESULTS

RUN DATE:04/17/17 10:37 AM

01 = REGISTERED VOTERS - TOTAL  
02 = BALLOTS CAST - TOTAL

TOTAL PERCENT  
8  
3

WITH 1 OF 1 PRECINCTS REPORTING

03 = VOTER TURNOUT - TOTAL

TOTAL PERCENT  
37.50

01 02 03  
8 . . 3 37.50

1516 MER16

DIRECTOR PACIFIC FIRE DISTRICT  
(Vote for ) 1  
01 = KEN M. QUENNOZ, SR.  
02 = STEPHEN PAUL WOODRUFF

VOTES PERCENT  
2 66.67  
1 33.33

WITH 1 OF 1 REPORTING

03 = INVALID WRITE-IN

VOTES PERCENT  
0

01 02 03  
2 1 0

1516 MER16

WE, THE BOARD OF ELECTION COMMISSIONERS OF ST. LOUIS COUNTY, MISSOURI, ACTING AS THE VERIFICATION BOARD PURSUANT TO SECTION 115.507, RSMo, HEREBY CERTIFY THE FOREGOING TO BE A TRUE AND CORRECT ABSTRACT OF VOTES CAST FOR THE CANDIDATES AND ISSUES AT THE MUNICIPAL GENERAL ELECTION HELD IN ST. LOUIS COUNTY, MISSOURI, ON APRIL 4, 2017. IN TESTIMONY WHEREOF, WE HAVE HEREUNTO SET OUR HAND AT OUR OFFICE IN MAPLEWOOD, ST. LOUIS COUNTY, MISSOURI, ON APRIL 17, 2017.

*Richard H. Kellett*  
RICHARD H. KELLETT, CHAIRMAN

*John W. Maupin*  
JOHN W. MAUPIN, SECRETARY

*Trudi McCollum Foushee*  
TRUDI MCCOLLUM FOUSHEE, COMMISSIONER





RUN DATE:04/17/17 10:37 AM

WITH 385 OF 385 PRECINCTS REPORTING

01 = REGISTERED VOTERS - TOTAL  
02 = BALLOTS CAST - TOTAL

TOTAL PERCENT  
297,223  
56,149

03 = VOTER TURNOUT - TOTAL

TOTAL PERCENT  
18.89

	01	02	03
0101 AP1,2	1009	145	14.37
0103 AP3,27 NRW2,29	1382	112	8.10
0104 AP4,28 MID50	1506	312	20.72
0105 AP5,18,21,39	1413	177	12.53
0106 AP6,9,13,37	1466	172	11.73
0107 AP7	227	39	17.18
0108 AP8,24	1046	198	18.93
0110 AP10,36	1196	117	9.78
0111 AP11,20	674	127	18.84
0112 AP12	511	68	13.31
0114 AP14 NOR27	478	53	11.09
0115 AP15	311	25	8.04
0116 AP16 NOR31	271	29	10.70
0117 AP17	1796	507	28.23
0119 AP19	1221	154	12.61
0122 AP22 MID7	547	70	12.80
0123 AP23	124	26	20.97
0125 AP25,48	118	14	11.86
0126 AP26 NW14	7	0	.00
0129 AP29,35	359	42	11.70
0130 AP30	210	22	10.48
0131 AP31	809	220	27.19
0132 AP32	944	172	18.22
0133 AP33	277	88	31.77
0134 AP34 FER11,26	800	72	9.00
0138 AP38 NRW3,4	1767	174	9.85
0140 AP40 MID56	916	273	29.80
0141 AP41 MHT17	669	136	20.33
0142 AP42	7	3	42.86
0143 AP43	196	50	25.51
0144 AP44	400	142	35.50
0145 AP45	384	40	10.42
0146 AP46	62	24	38.71
0147 AP47	72	2	2.78
0149 AP49	728	212	29.12
0150 AP50 NOR56	529	127	24.01
0151 AP51 NOR21	587	130	22.15
0312 CC12,13,22,51 MID1,13,28+	1551	404	26.05
0315 CC15 CLA16,26	1339	231	17.25
0317 CC17	833	131	15.73
0318 CC18	0	0	.00
0319 CC19,24	1014	178	17.55
0323 CC23	1347	266	19.75
0327 CC27	1056	334	31.63
0330 CC30	170	15	8.82
0331 CC31	921	225	24.43
0333 CC33,48,58	920	175	19.02
0334 CC34 CLA25,40	1051	171	16.27
0336 CC36,46	981	240	24.46
0337 CC37	140	33	23.57
0338 CC38,47	153	19	12.42
0339 CC39	115	20	17.39
0341 CC41	432	87	20.14
0342 CC42,43,44	2120	449	21.18
0352 CC52	171	48	28.07
0353 CC53	1370	336	24.53
0355 CC55	423	83	19.62
0357 CC57 MID24	774	125	16.15
0501 CLA1	1284	246	19.16
0502 CLA2	512	78	15.23
0503 CLA3,11	2071	538	25.98
0504 CLA4	550	125	22.73
0505 CLA5,43 UNV32,41	2207	337	15.27
0507 CLA7	457	92	20.13
0508 CLA8,44	989	243	24.57
0509 CLA9	478	64	13.39
0512 CLA12	411	79	19.22
0513 CLA13,14,47	1479	375	25.35
0519 CLA19	239	26	10.88
0520 CLA20	733	180	24.56
0524 CLA24	439	86	19.59
0528 CLA28	158	43	27.22
0529 CLA29	70	10	14.29
0534 CLA34	97	12	12.37
0537 CLA37	978	197	20.14
0552 CLA52	232	42	18.10
0701 FER1	988	117	11.84
0702 FER2	542	178	32.84
0703 FER3,15	445	82	18.43
0704 FER4	106	26	24.53
0705 FER5	1111	470	42.30
0706 FER6	366	40	10.93
0707 FER7	402	70	17.41
0708 FER8	740	173	23.38
0709 FER9	553	96	17.36
0710 FER10,39	247	34	13.77
0712 FER12,20,31,32 NRW25	2115	761	35.98
0713 FER13	411	99	24.09
0714 FER14,43	881	66	7.49
0716 FER16	367	38	10.35
0717 FER17	415	50	12.05
0718 FER18	239	44	18.41
0719 FER19,45	1249	276	22.10
0721 FER21,34,35	2018	533	26.41
0722 FER22,46	1737	274	15.77
0723 FER23	432	59	13.66
0724 FER24	935	84	8.98
0725 FER25	2	0	.00
0727 FER27,41 NRW39	1676	166	9.90
0728 FER28,30	879	171	19.45
0729 FER29 FLO10 SPL12,26	1797	386	21.48
0733 FER33,38	1427	624	43.73
0736 FER36	262	34	12.98
0737 FER37	1524	287	18.83
0740 FER40	603	149	24.71
0742 FER42	1052	149	14.16

0744	FER44	438	. 65	14.84
0801	FLO1 LC7	943	. 211	22.38
0802	FLO2, 32	1141	. 224	19.63
0803	FLO3	1553	. 335	21.57
0804	FLO4	1458	. 331	22.70
0805	FLO5	736	. 163	22.15
0806	FLO6, 13	1443	. 192	13.31
0807	FLO7, 22, 29	1456	. 272	18.68
0808	FLO8	1320	. 277	20.98
0809	FLO9	1391	. 273	19.63
0811	FLO11	546	. 131	23.99
0812	FLO12	381	. 127	33.33
0814	FLO14	1277	. 351	27.49
0815	FLO15 LC10	1305	. 236	18.08
0816	FLO16	1436	. 260	18.11
0817	FLO17 SPL18	1804	. 324	17.96
0818	FLO18, 23	1569	. 288	18.36
0819	FLO19, 24	1766	. 290	16.42
0820	FLO20, 31	1084	. 285	26.29
0821	FLO21, 27 LC27	1246	. 266	21.35
0825	FLO25 LC18	111	. 23	20.72
0826	FLO26	668	. 95	14.22
0828	FLO28 LC16	403	. 61	15.14
0830	FLO30	875	. 95	10.86
1001	HAD1	2326	. 363	15.61
1004	HAD4	939	. 8	. 85
1005	HAD5	483	. 53	10.97
1008	HAD8, 9	1671	. 382	22.86
1010	HAD10, 11	1084	. 183	16.88
1012	HAD12, 17	1599	. 234	14.63
1013	HAD13, 20	479	. 70	14.61
1014	HAD14	814	. 149	18.30
1015	HAD15	1067	. 160	15.00
1016	HAD16, 34, 35 UNV20	1780	. 289	16.24
1018	HAD18	64	. 1	1.56
1301	LC1 NW6	533	. 122	22.89
1302	LC2	709	. 152	21.44
1303	LC3	721	. 151	20.94
1304	LC4 NW10	1408	. 237	16.83
1305	LC5, 19	1438	. 237	16.48
1306	LC6	391	. 65	16.62
1308	LC8, 25, 31	1613	. 291	18.04
1309	LC9	1392	. 218	15.66
1311	LC11, 13, 23	1661	. 326	19.63
1312	LC12, 28, 32	2238	. 553	24.71
1314	LC14	1331	. 195	14.65
1315	LC15	1297	. 303	23.36
1317	LC17, 22	2331	. 473	20.29
1320	LC20	358	. 48	13.41
1321	LC21	1904	. 274	14.39
1324	LC24	310	. 64	20.65
1326	LC26 SPL6	1657	. 338	20.40
1329	LC29 NW7	1131	. 283	25.02
1330	LC30 SPL8	1960	. 344	17.55
1333	LC33	192	. 22	11.46
1612	MHT12	40	. 6	15.00
1615	MHT15, 22 NW53	2290	. 514	22.45
1618	MHT18	2	. 0	. 00
1702	MID2	1478	. 373	25.24
1703	MID3, 12	1508	. 251	16.64
1704	MID4	904	. 144	15.93
1705	MID5	1191	. 171	14.36
1706	MID6	467	. 77	16.49
1708	MID8	431	. 66	15.31
1709	MID9	846	. 171	20.21
1710	MID10	124	. 44	35.48
1711	MID11, 35, 61	977	. 197	20.16
1714	MID14 NOR23	1236	. 228	18.45
1715	MID15	476	. 82	17.23
1716	MID16, 41, 54	1622	. 345	21.27
1717	MID17, 29, 34, 36, 37, 44, 45+	2450	. 586	23.92
1718	MID18	333	. 120	36.04
1719	MID19	385	. 14	3.64
1720	MID20	24	. 11	45.83
1721	MID21 NOR53	488	. 51	10.45
1722	MID22	634	. 82	12.93
1723	MID23	538	. 108	20.07
1725	MID25	46	. 21	45.65
1726	MID26	135	. 8	5.93
1727	MID27	341	. 113	33.14
1730	MID30	297	. 62	20.88
1731	MID31	0	. 0	. 00
1732	MID32	34	. 9	26.47
1733	MID33, 59	644	. 80	12.42
1738	MID38	51	. 7	13.73
1742	MID42	494	. 193	39.07
1743	MID43	1027	. 213	20.74
1746	MID46	273	. 75	27.47
1747	MID47	558	. 58	10.39
1752	MID52	329	. 58	17.63
1753	MID53	481	. 75	15.59
1755	MID55	276	. 57	20.65
1757	MID57, 58	163	. 26	15.95
1760	MID60	0	. 0	. 00
1831	MR31, 51	971	. 285	29.35
1840	MR40	213	. 52	24.41
1842	MR42	203	. 48	23.65
1846	MR46	522	. 153	29.31
1856	MR56	43	. 20	46.51
1901	NOR1	487	. 97	19.92
1902	NOR2	601	. 138	22.96
1903	NOR3	487	. 137	28.13
1904	NOR4	412	. 76	18.45
1905	NOR5	620	. 129	20.81
1906	NOR6	875	. 189	21.60
1907	NOR7	692	. 247	35.69
1908	NOR8	12	. 0	. 00
1909	NOR9	537	. 94	17.50
1910	NOR10	399	. 69	17.29
1911	NOR11	372	. 181	48.66
1912	NOR12	692	. 159	22.98
1913	NOR13	132	. 42	31.82
1914	NOR14	173	. 84	48.55
1915	NOR15	529	. 180	34.03
1916	NOR16	499	. 161	32.26
1917	NOR17	23	. 0	. 00
1918	NOR18	503	. 101	20.08

1919	NOR19	377	.	33	8.75
1920	NOR20	304	.	20	6.58
1922	NOR22	214	.	37	17.29
1924	NOR24	588	.	54	9.18
1925	NOR25, 43	449	.	81	18.04
1926	NOR26	1393	.	212	15.22
1928	NOR28	81	.	12	14.81
1929	NOR29	938	.	315	33.58
1930	NOR30	669	.	258	38.57
1932	NOR32	254	.	43	16.93
1933	NOR33	191	.	35	18.32
1934	NOR34	1	.	0	.00
1935	NOR35, 49	82	.	4	4.88
1936	NOR36	435	.	56	12.87
1937	NOR37	417	.	101	24.22
1938	NOR38	2	.	0	.00
1939	NOR39	340	.	115	33.82
1940	NOR40	114	.	25	21.93
1941	NOR41	313	.	88	28.12
1942	NOR42	400	.	149	37.25
1944	NOR44	683	.	88	12.88
1945	NOR45	1095	.	136	12.42
1946	NOR46, 54	506	.	49	9.68
1947	NOR47	7	.	0	.00
1948	NOR48, 51	655	.	87	13.28
1950	NOR50	514	.	81	15.76
1952	NOR52	155	.	3	1.94
1955	NOR55	581	.	203	34.94
2001	NRW1	147	.	11	7.48
2005	NRW5, 6	1304	.	97	7.44
2007	NRW7, 17	1671	.	415	24.84
2008	NRW8, 15	202	.	15	7.43
2009	NRW9	19	.	7	36.84
2010	NRW10, 11	1540	.	383	24.87
2012	NRW12, 20, 24, 38	410	.	56	13.66
2013	NRW13	519	.	110	21.19
2014	NRW14, 34	100	.	13	13.00
2016	NRW16	0	.	0	.00
2018	NRW18	634	.	83	13.09
2019	NRW19	1295	.	346	26.72
2021	NRW21	1363	.	259	19.00
2022	NRW22	217	.	27	12.44
2023	NRW23	434	.	43	9.91
2026	NRW26	322	.	83	25.78
2027	NRW27	52	.	8	15.38
2028	NRW28, 32	909	.	73	8.03
2030	NRW30, 36	955	.	107	11.20
2031	NRW31	13	.	3	23.08
2033	NRW33	88	.	9	10.23
2035	NRW35	236	.	13	5.51
2037	NRW37	595	.	117	19.66
2040	NRW40	202	.	19	9.41
2041	NRW41	272	.	34	12.50
2042	NRW42	758	.	188	24.80
2043	NRW43	776	.	100	12.89
2044	NRW44	398	.	66	16.58
2045	NRW45	0	.	0	.00
2046	NRW46	425	.	64	15.06
2047	NRW47	936	.	136	14.53
2048	NRW48	750	.	63	8.40
2049	NRW49	119	.	21	17.65
2050	NRW50, 51	714	.	79	11.06
2101	NW1	1721	.	379	22.02
2102	NW2	1406	.	270	19.20
2103	NW3, 28	768	.	182	23.70
2104	NW4	552	.	103	18.66
2105	NW5	3	.	0	.00
2108	NW8	803	.	194	24.16
2109	NW9	429	.	123	28.67
2111	NW11	607	.	166	27.35
2112	NW12, 39	748	.	186	24.87
2113	NW13	966	.	265	27.43
2115	NW15	464	.	45	9.70
2116	NW16, 27, 31	529	.	106	20.04
2117	NW17	0	.	0	.00
2118	NW18	726	.	149	20.52
2119	NW19	328	.	67	20.43
2120	NW20	579	.	143	24.70
2121	NW21	9	.	7	77.78
2122	NW22, 46	1047	.	293	27.98
2123	NW23, 34, 45	1602	.	297	18.54
2124	NW24	8	.	3	37.50
2125	NW25	223	.	15	6.73
2126	NW26	82	.	18	21.95
2130	NW30	168	.	5	2.98
2132	NW32	539	.	121	22.45
2133	NW33, 35	1145	.	232	20.26
2136	NW36	11	.	0	.00
2137	NW37	517	.	163	31.53
2138	NW38	3	.	1	33.33
2140	NW40	1039	.	301	28.97
2141	NW41, 48	1912	.	280	14.64
2142	NW42	333	.	29	8.71
2143	NW43	154	.	46	29.87
2144	NW44	20	.	3	15.00
2147	NW47	443	.	141	31.83
2149	NW49, 52	1243	.	306	24.62
2150	NW50	87	.	8	9.20
2151	NW51	811	.	191	23.55
2401	SF1	1032	.	143	13.86
2402	SF2, 24	703	.	74	10.53
2403	SF3, 22	789	.	87	11.03
2404	SF4	1456	.	103	7.07
2405	SF5, 8, 12, 19, 28	951	.	144	15.14
2406	SF6, 9	1671	.	147	8.80
2407	SF7, 33	1631	.	222	13.61
2410	SF10	1026	.	161	15.69
2411	SF11, 17, 21, 27	1153	.	79	6.85
2413	SF13, 14	1993	.	260	13.05
2415	SF15, 16	1816	.	280	15.42
2418	SF18	1235	.	177	14.33
2420	SF20 SPL5	1830	.	238	13.01
2423	SF23, 29	1085	.	100	9.22
2425	SF25	1133	.	147	12.97
2426	SF26	1	.	0	.00
2430	SF30	36	.	5	13.89
2431	SF31, 32	1386	.	186	13.42

2434 SF34,35	143	30	20.98
2501 SPL1	1706	256	15.01
2502 SPL2,25	1709	255	14.92
2503 SPL3	1883	204	10.83
2504 SPL4	1049	186	17.73
2507 SPL7	1634	281	17.20
2509 SPL9	15	3	20.00
2510 SPL10,27	1240	327	26.37
2511 SPL11	1770	337	19.04
2513 SPL13	1313	338	25.74
2514 SPL14,24	1865	402	21.55
2515 SPL15	1232	316	25.65
2516 SPL16	820	159	19.39
2517 SPL17,19,23	2148	374	17.41
2520 SPL20	335	76	22.69
2521 SPL21	663	166	25.04
2522 SPL22	1030	189	18.35
2528 SPL28	1076	278	25.84
2701 UNV1	670	180	26.87
2702 UNV2	67	7	10.45
2703 UNV3	198	42	21.21
2704 UNV4	1403	165	11.76
2705 UNV5	19	3	15.79
2706 UNV6,13	243	43	17.70
2707 UNV7,9,11	799	68	8.51
2708 UNV8	177	21	11.86
2710 UNV10	657	100	15.22
2712 UNV12	99	43	43.43
2714 UNV14	1410	185	13.12
2715 UNV15,16	1514	191	12.62
2717 UNV17	793	106	13.37
2718 UNV18	14	1	7.14
2719 UNV19	1279	235	18.37
2721 UNV21	563	122	21.67
2722 UNV22,35,38,42	1842	221	12.00
2723 UNV23,31	2258	416	18.42
2724 UNV24,29	1964	352	17.92
2725 UNV25,26	1443	244	16.91
2727 UNV27	1554	236	15.19
2728 UNV28,34,43	1305	176	13.49
2730 UNV30	434	103	23.73
2733 UNV33,39,40,44	1535	270	17.59
2736 UNV36	1414	289	20.44
2737 UNV37	824	82	9.95
2745 UNV45	403	93	23.08

				WITH 385 OF 385 REPORTING										
				VOTES	PERCENT							VOTES	PERCENT	
TRUSTEE ST. LOUIS COMMUNITY COLLEGE #1 (UNEXPIRED TERM)														
(Vote for ) 1														
01 =	MARCUS D. ADAMS	4,908	11.16	06 =	CANDACE GARDNER	6,461	14.69							
02 =	DEREK R. NOVEL	4,774	10.85	07 =	MIRANDA AVANT-ELLIOTT	4,198	9.54							
03 =	MARSHA J. BONDS	5,470	12.44	08 =	VERONICA AVERY-MOODY	3,288	7.47							
04 =	THEO BROWN, SR.	4,070	9.25	09 =	O. DANIEL L. GRAY	2,456	5.58							
05 =	KEVIN M. MARTIN	7,909	17.98	10 =	INVALID WRITE-IN	454	1.03							

	01	02	03	04	05	06	07	08	09	10
0101 AP1,2	20	15	16	7	13	14	15	10	6	2
0103 AP3,27 NRW2,29	17	14	16	19	5	14	9	7	4	1
0104 AP4,28 MID50	19	12	21	9	28	38	20	19	23	7
0105 AP5,18,21,39	13	11	27	9	23	25	13	18	4	0
0106 AP6,9,13,37	10	8	24	12	32	19	11	9	15	0
0107 AP7	5	3	3	2	3	9	3	3	1	0
0108 AP8,24	19	5	29	17	21	26	13	12	9	2
0110 AP10,36	13	11	13	9	12	12	14	8	10	1
0111 AP11,20	13	5	13	10	17	11	7	11	5	0
0112 AP12	4	5	11	2	3	10	3	7	4	2
0114 AP14 NOR27	4	6	6	6	8	4	2	4	1	0
0115 AP15	2	0	5	1	3	4	1	3	2	0
0116 AP16 NOR31	2	2	2	1	5	6	2	2	1	1
0117 AP17	28	50	45	24	55	58	33	22	34	2
0119 AP19	15	8	19	12	24	21	7	10	8	1
0122 AP22 MID7	8	0	11	8	10	15	4	3	2	0
0123 AP23	2	2	0	0	5	2	2	2	1	0
0125 AP25,48	0	1	1	0	1	2	1	3	2	0
0126 AP26 NW14	0	0	0	0	0	0	0	0	0	0
0129 AP29,35	3	2	4	2	3	11	4	5	1	0
0130 AP30	4	2	1	2	0	4	2	2	1	1
0131 AP31	15	9	27	8	32	19	7	14	8	5
0132 AP32	15	12	27	13	20	25	5	9	8	0
0133 AP33	9	7	2	2	11	15	3	4	6	1
0134 AP34 FER11,26	10	1	7	10	14	11	4	6	2	0
0138 AP38 NRW3,4	7	80	16	14	11	17	2	12	2	2
0140 AP40 MID56	35	21	21	9	38	25	11	23	17	0
0141 AP41 MHT17	7	7	19	8	9	10	13	11	10	1
0142 AP42	0	0	0	0	0	0	0	1	0	0
0143 AP43	8	1	8	1	4	5	4	1	1	0
0144 AP44	17	10	23	8	9	13	9	6	11	6
0145 AP45	2	4	7	4	0	16	1	1	2	0
0146 AP46	2	1	3	0	2	5	5	1	0	1
0147 AP47	0	1	0	0	0	0	1	0	0	0
0149 AP49	27	17	24	9	26	21	13	9	9	3
0150 AP50 NOR56	9	3	7	17	7	53	5	9	3	0
0151 AP51 NOR21	7	8	9	16	10	42	2	11	3	3
0312 CC12,13,22,51 MID1,13,28+	21	12	24	7	30	49	41	23	10	5
0315 CC15 CLA16,26	7	56	13	2	25	14	12	0	11	0
0317 CC17	8	6	10	4	11	18	13	10	5	0
0318 CC18	0	0	0	0	0	0	0	0	0	0
0319 CC19,24	9	18	13	9	19	25	9	7	8	0
0323 CC23	19	22	26	12	29	14	9	7	10	3
0327 CC27	14	12	20	9	49	26	13	11	16	4
0330 CC30	1	2	2	3	0	1	0	2	0	0
0331 CC31	14	6	28	15	33	24	22	9	5	6
0333 CC33,48,58	9	8	24	8	17	16	15	7	7	0
0334 CC34 CLA25,40	7	15	9	5	24	15	6	2	12	4
0336 CC36,46	9	8	13	13	27	20	21	7	6	5
0337 CC37	1	2	4	1	3	5	2	1	3	0
0338 CC38,47	0	2	3	2	3	3	0	1	0	0
0339 CC39	1	3	1	2	4	2	0	0	2	0
0341 CC41	6	6	7	5	5	11	8	6	4	0
0342 CC42,43,44	26	23	51	20	46	49	39	22	13	6
0352 CC52	2	4	6	1	6	4	5	2	0	0
0353 CC53	12	14	41	18	33	46	35	23	15	4
0355 CC55	7	3	6	1	12	5	6	3	2	1
0357 CC57 MID24	7	13	21	13	15	8	5	9	6	0

0501	CLA1	7	18	12	8	53	15	23	6	3	3
0502	CLA2	3	21	3	2	10	2	6	4	1	0
0503	CLA3,11	15	119	27	9	90	38	27	13	13	5
0504	CLA4	7	19	5	3	21	8	15	8	7	1
0505	CLA5,43 UNV32,41	28	32	21	14	37	30	41	14	12	1
0507	CLA7	1	4	5	6	17	9	4	4	3	1
0508	CLA8,44	8	32	16	6	25	18	19	9	6	9
0509	CLA9	0	6	6	0	12	8	8	1	3	1
0512	CLA12	1	38	2	2	6	3	3	2	5	1
0513	CLA13,14,47	8	21	22	11	51	28	26	11	17	2
0519	CLA19	0	6	3	0	3	1	2	2	0	0
0520	CLA20	5	9	5	8	41	14	8	4	17	1
0524	CLA24	6	6	7	6	13	11	3	1	2	1
0528	CLA28	1	1	4	0	10	2	2	2	0	0
0529	CLA29	1	1	1	0	1	1	0	0	1	0
0534	CLA34	0	3	1	0	3	0	1	0	1	0
0537	CLA37	5	16	10	6	36	15	8	8	19	1
0552	CLA52	0	12	2	2	3	4	3	0	1	1
0701	FER1	11	5	14	13	15	14	7	18	4	0
0702	FER2	14	5	25	25	15	24	16	11	12	2
0703	FER3,15	10	6	8	7	13	14	4	6	1	1
0704	FER4	4	0	4	4	2	5	3	2	1	0
0705	FER5	39	61	42	39	89	57	18	23	11	3
0706	FER6	3	3	3	4	3	7	4	5	3	1
0707	FER7	6	2	10	9	9	4	6	6	5	1
0708	FER8	21	14	15	16	14	26	9	17	13	0
0709	FER9	5	11	8	7	17	10	6	6	6	0
0710	FER10,39	2	3	2	7	1	5	2	3	4	0
0712	FER12,20,31,32 NRW25	64	87	72	46	116	89	51	30	25	10
0713	FER13	4	11	8	13	22	5	5	3	7	1
0714	FER14,43	7	2	6	8	9	9	5	11	2	2
0716	FER16	3	5	3	4	5	8	3	1	1	0
0717	FER17	5	11	9	4	3	6	1	6	4	0
0718	FER18	3	4	4	9	1	2	2	4	10	2
0719	FER19,45	47	27	25	19	22	45	13	26	31	1
0721	FER21,34,35	60	47	54	50	68	71	23	32	16	5
0722	FER22,46	38	41	31	21	20	40	19	26	21	0
0723	FER23	8	10	5	6	9	3	3	4	1	0
0724	FER24	7	6	11	6	18	10	7	6	8	0
0725	FER25	0	0	0	0	0	0	0	0	0	0
0727	FER27,41 NRW39	20	18	21	21	13	11	15	18	10	2
0728	FER28,30	10	12	21	22	9	23	13	14	12	1
0729	FER29 FLO10 SPL12,26	29	45	37	33	93	39	33	20	11	3
0733	FER33,38	49	54	54	44	134	70	36	29	21	3
0736	FER36	1	1	5	8	1	5	1	6	3	1
0737	FER37	27	31	25	34	20	46	42	26	14	1
0740	FER40	19	14	17	18	13	14	10	18	10	0
0742	FER42	17	25	15	21	12	17	5	9	13	0
0744	FER44	9	6	8	7	10	5	2	5	4	0
0801	FLO1 LC7	20	21	24	19	30	16	18	14	11	0
0802	FLO2,32	16	22	20	19	57	20	9	7	18	0
0803	FLO3	27	35	33	36	72	37	20	17	12	3
0804	FLO4	23	30	34	25	57	38	26	21	18	1
0805	FLO5	12	12	18	14	40	15	12	5	7	3
0806	FLO6,13	16	12	30	15	40	24	6	14	3	0
0807	FLO7,22,29	25	17	26	19	55	29	21	7	16	1
0808	FLO8	25	17	30	13	57	32	20	18	12	3
0809	FLO9	28	27	21	11	80	26	10	7	15	1
0811	FLO11	11	5	14	5	33	9	6	2	8	0
0812	FLO12	9	5	14	2	35	7	3	3	3	4
0814	FLO14	16	21	31	13	124	29	14	10	11	5
0815	FLO15 LC10	23	29	18	9	53	22	9	9	14	3
0816	FLO16	20	14	24	9	67	42	11	6	17	2
0817	FLO17 SPL18	22	32	22	28	82	47	15	18	11	3
0818	FLO18,23	32	22	19	15	68	37	6	21	12	0
0819	FLO19,24	25	33	22	23	73	31	19	16	9	2
0820	FLO20,31	24	26	29	13	70	22	11	7	14	2
0821	FLO21,27 LC27	31	29	20	10	66	24	13	11	12	5
0825	FLO25 LC18	0	4	2	0	2	2	1	2	0	1
0826	FLO26	9	4	17	12	13	12	5	8	1	0
0828	FLO28 LC16	5	6	7	1	13	6	6	6	4	0
0830	FLO30	11	6	12	9	17	13	4	8	4	0
1001	HAD1	19	44	29	9	47	28	20	16	13	4
1004	HAD4	0	0	2	0	1	0	5	0	0	0
1005	HAD5	0	5	3	0	7	1	3	1	1	3
1008	HAD8,9	8	55	20	10	50	22	31	14	7	2
1010	HAD10,11	8	11	9	7	28	12	30	4	7	1
1012	HAD12,17	9	13	14	5	54	17	22	13	9	2
1013	HAD13,20	5	7	4	1	12	4	7	8	3	0
1014	HAD14	4	9	12	8	12	8	15	11	3	0
1015	HAD15	3	15	13	4	31	10	15	15	6	4
1016	HAD16,34,35 UNV20	21	22	27	16	50	29	35	14	3	1
1018	HAD18	0	0	0	0	0	0	0	0	0	0
1301	LC1 NW6	17	9	13	11	25	11	3	2	8	1
1302	LC2	15	12	18	3	42	12	8	0	3	2
1303	LC3	10	15	19	6	24	19	5	6	9	3
1304	LC4 NW10	22	31	18	15	44	26	13	18	8	0
1305	LC5,19	22	16	28	7	52	23	14	10	10	3
1306	LC6	4	8	9	3	13	6	4	1	3	1
1308	LC8,25,31	24	42	33	15	52	25	19	14	15	1
1309	LC9	21	12	20	9	57	28	5	18	9	1
1311	LC11,13,23	37	14	28	12	101	31	11	13	16	1
1312	LC12,28,32	49	93	47	42	95	50	27	30	19	5
1314	LC14	15	23	22	18	28	24	13	19	6	2
1315	LC15	29	26	32	8	63	24	10	9	22	6
1317	LC17,22	26	59	32	18	71	116	77	7	17	4
1320	LC20	4	5	6	1	4	10	1	3	6	0
1321	LC21	29	60	21	19	37	24	19	18	10	1
1324	LC24	7	6	6	3	19	1	2	1	8	0
1326	LC26 SPL6	38	59	35	32	33	31	29	23	8	2
1329	LC29 NW7	30	12	32	19	48	21	8	19	10	2
1330	LC30 SPL8	35	52	26	34	62	42	31	13	12	1
1333	LC33	2	0	3	0	9	2	1	2	2	0
1612	MHT12	0	1	0	0	0	2	0	0	0	0
1615	MHT15,22 NW53	37	42	51	32	73	43	39	26	32	8
1618	MHT18	0	0	0	0	0	0	0	0	0	0
1702	MID2	29	21	44	16	58	37	29	19	22	3
1703	MID3,12	30	14	28	15	27	31	21	20	15	2
1704	MID4	23	5	16	9	16	23	11	13	10	0
1705	MID5	12	8	19	18	23	29	11	15	10	4
1706	MID6	7	1	7	3	12	13	9	4	5	0
1708	MID8	7	7	4	3	6	11	6	4	1	1
1709	MID9	15	15	12	10	19	26	13	6	14	1
1710	MID10	6	2	8	4	2	5	2	6	1	0
1711	MID11,35,61	15	11	22	9	21	27	14	18	14	3
1714	MID14 NOR23	9	11	28	16	28	34	10	15	16	1
1715	MID15	3	1	12	13	12	12	5	5	5	0

1716	MID16,41,54	29	22	30	36	77	34	14	21	3	1
1717	MID17,29,34,36,37,44,45+	45	22	39	31	75	54	89	22	15	2
1718	MID18	9	4	14	6	13	25	5	7	4	1
1719	MID19	1	0	1	3	1	2	1	3	0	0
1720	MID20	0	0	1	1	0	4	0	4	0	0
1721	MID21	1	1	12	1	11	6	4	6	1	1
1722	MID22	6	4	12	4	13	8	7	3	8	1
1723	MID23	18	4	11	7	15	10	7	3	6	0
1725	MID25	4	1	3	2	4	4	0	0	0	0
1726	MID26	1	0	1	2	0	1	0	0	0	1
1727	MID27	15	5	10	11	18	6	8	6	3	2
1730	MID30	7	1	8	6	7	9	4	7	1	0
1731	MID31	0	0	0	0	0	0	0	0	0	0
1732	MID32	0	1	3	0	0	2	0	1	1	0
1733	MID33,59	10	9	8	5	3	14	3	4	7	0
1738	MID38	2	0	0	0	0	2	0	3	0	0
1742	MID42	23	7	24	10	21	20	6	9	12	1
1743	MID43	20	11	23	17	23	26	7	10	12	2
1746	MID46	7	4	7	3	11	9	4	4	3	0
1747	MID47	6	3	10	6	2	2	6	4	3	0
1752	MID52	9	3	7	2	6	10	2	5	1	0
1753	MID53	8	3	5	5	18	10	5	2	4	0
1755	MID55	7	8	7	4	3	4	5	3	1	1
1757	MID57,58	2	2	5	1	2	5	3	3	0	0
1760	MID60	0	0	0	0	0	0	0	0	0	0
1831	MR31,51	11	13	15	14	61	18	13	6	16	0
1840	MR40	4	4	2	2	6	1	4	3	3	0
1842	MR42	0	2	5	3	4	5	5	1	4	0
1846	MR46	6	4	7	3	26	12	9	1	7	0
1856	MR56	0	0	1	0	2	0	0	0	1	0
1901	NOR1	14	3	15	5	3	15	4	8	1	1
1902	NOR2	18	8	15	21	4	20	7	13	3	0
1903	NOR3	20	6	20	19	7	17	6	13	3	0
1904	NOR4	9	4	6	7	6	26	3	2	1	1
1905	NOR5	22	2	11	15	6	16	14	14	4	1
1906	NOR6	23	9	23	20	4	19	33	15	4	1
1907	NOR7	27	12	34	21	15	27	51	17	6	0
1908	NOR8	0	0	0	0	0	0	0	0	0	0
1909	NOR9	12	3	16	8	4	14	4	11	4	2
1910	NOR10	7	2	9	11	2	25	1	5	1	0
1911	NOR11	20	9	21	18	9	28	13	7	7	0
1912	NOR12	24	5	26	14	17	28	5	17	3	2
1913	NOR13	5	5	7	3	3	8	0	3	3	0
1914	NOR14	5	3	8	5	13	9	5	6	4	3
1915	NOR15	12	14	9	5	25	31	14	9	7	2
1916	NOR16	11	12	23	16	17	18	11	11	4	0
1917	NOR17	0	0	0	0	0	0	0	0	0	0
1918	NOR18	15	9	10	11	7	11	5	10	3	0
1919	NOR19	2	0	7	4	2	2	4	6	3	0
1920	NOR20	3	0	0	2	1	7	1	3	1	0
1922	NOR22	4	2	1	4	2	9	3	4	3	1
1924	NOR24	3	4	2	5	6	18	1	2	0	1
1925	NOR25,43	6	6	2	7	10	10	6	4	3	1
1926	NOR26	19	15	30	9	28	27	6	17	21	1
1928	NOR28	2	0	2	1	2	1	1	1	0	1
1929	NOR29	43	13	43	45	14	35	43	22	8	3
1930	NOR30	17	13	26	34	24	48	13	20	9	2
1932	NOR32	6	3	8	1	5	1	1	1	2	1
1933	NOR33	3	2	4	6	2	6	1	5	0	1
1934	NOR34	0	0	0	0	0	0	0	0	0	0
1935	NOR35,49	0	0	1	1	0	0	1	0	0	0
1936	NOR36	9	7	5	6	6	9	4	6	0	1
1937	NOR37	17	6	11	7	7	12	13	9	2	2
1938	NOR38	0	0	0	0	0	0	0	0	0	0
1939	NOR39	9	11	8	15	8	25	5	4	1	0
1940	NOR40	4	2	3	2	2	5	1	2	1	0
1941	NOR41	6	4	11	8	12	13	6	9	1	0
1942	NOR42	11	7	14	17	10	15	10	10	2	5
1944	NOR44	15	9	7	9	4	14	14	7	1	0
1945	NOR45	14	8	14	14	9	19	33	8	2	2
1946	NOR46,54	7	1	8	6	5	3	3	5	1	1
1947	NOR47	0	0	0	0	0	0	0	0	0	0
1948	NOR48,51	7	5	10	12	4	14	14	5	3	0
1950	NOR50	9	6	6	11	7	10	2	4	0	0
1952	NOR52	0	0	0	0	1	1	1	0	0	0
1955	NOR55	11	12	15	20	30	30	10	14	6	4
2001	NRW1	1	2	1	1	0	5	0	0	1	0
2005	NRW5,6	12	5	16	13	9	12	4	11	2	0
2007	NRW7,17	52	28	48	46	43	52	15	31	18	4
2008	NRW8,15	1	1	3	1	0	4	0	3	0	1
2009	NRW9	2	2	0	0	1	0	1	0	0	0
2010	NRW10,11	30	37	36	72	17	59	68	20	10	2
2012	NRW12,20,24,38	3	4	5	11	3	2	19	5	0	0
2013	NRW13	5	15	5	7	11	27	17	2	6	0
2014	NRW14,34	0	2	2	3	0	0	2	1	2	0
2016	NRW16	0	0	0	0	0	0	0	0	0	0
2018	NRW18	7	7	6	19	8	11	13	3	4	0
2019	NRW19	23	19	61	29	54	37	17	27	13	3
2021	NRW21	38	13	18	28	33	41	12	15	10	2
2022	NRW22	4	1	5	4	0	1	0	5	2	0
2023	NRW23	2	3	6	3	1	9	6	6	1	1
2026	NRW26	5	22	5	18	3	10	2	8	5	0
2027	NRW27	4	0	1	0	1	1	0	0	0	1
2028	NRW28,32	10	2	8	9	5	10	5	8	5	0
2030	NRW30,36	9	8	9	15	4	11	23	14	4	0
2031	NRW31	0	0	0	0	1	0	1	1	0	0
2033	NRW33	1	0	2	0	2	0	1	3	0	0
2035	NRW35	1	0	3	3	1	2	2	0	1	0
2037	NRW37	14	11	8	16	14	12	26	9	2	0
2040	NRW40	1	2	1	1	3	4	4	2	1	0
2041	NRW41	6	3	3	4	2	4	8	0	0	0
2042	NRW42	17	20	15	21	9	26	43	12	5	1
2043	NRW43	3	9	11	15	6	11	13	8	8	0
2044	NRW44	3	5	6	7	2	14	8	5	2	0
2045	NRW45	0	0	0	0	0	0	0	0	0	0
2046	NRW46	9	5	9	6	5	9	3	8	0	1
2047	NRW47	15	8	15	23	9	10	24	11	4	0
2048	NRW48	4	6	3	9	3	6	4	13	5	0
2049	NRW49	2	2	0	1	0	3	12	1	0	0
2050	NRW50,51	11	8	7	4	0	9	14	13	0	0
2101	NW1	28	17	53	16	58	33	27	16	23	2
2102	NW2	12	26	23	14	61	30	16	11	16	2
2103	NW3,28	17	13	12	11	22	21	11	4	14	1
2104	NW4	15	13	7	5	17	13	3	0	6	0
2105	NW5	0	0	0	0	0	0	0	0	0	0
2108	NW8	24	15	19	12	36	17	10	11	12	0
2109	NW9	8	7	12	3	41	12	3	6	4	1

2111	NW11	9	16	18	11	17	17	8	5	6	2
2112	NW12, 39	9	9	19	10	32	20	12	11	11	2
2113	NW13	25	10	23	14	30	29	15	16	17	3
2115	NW15	5	3	8	4	7	6	3	3	1	0
2116	NW16, 27, 31	6	6	13	9	14	8	7	3	7	1
2117	NW17	0	0	0	0	0	0	0	0	0	0
2118	NW18	12	7	27	3	30	17	6	8	9	0
2119	NW19	6	1	5	2	10	8	5	4	7	0
2120	NW20	11	8	7	7	24	12	7	12	9	2
2121	NW21	1	1	0	0	0	1	1	0	1	0
2122	NW22, 46	33	18	26	10	69	21	18	11	18	3
2123	NW23, 34, 45	20	31	40	19	55	32	15	11	13	4
2124	NW24	0	0	0	0	1	1	0	0	0	0
2125	NW25	1	1	1	3	2	3	1	1	0	0
2126	NW26	2	2	0	3	2	2	1	0	1	0
2130	NW30	1	0	0	0	1	1	0	0	0	0
2132	NW32	8	7	8	5	16	13	11	6	8	0
2133	NW33, 35	19	16	27	14	38	18	15	14	8	2
2136	NW36	0	0	0	0	0	0	0	0	0	0
2137	NW37	13	6	19	7	18	19	4	3	9	2
2138	NW38	0	1	0	0	0	0	0	0	0	0
2140	NW40	17	28	37	7	75	29	10	14	11	2
2141	NW41, 48	27	26	32	9	45	29	16	13	17	3
2142	NW42	5	0	4	1	2	7	0	1	1	0
2143	NW43	3	3	4	2	7	8	1	4	3	1
2144	NW44	0	0	0	1	0	0	0	0	1	0
2147	NW47	13	8	21	4	17	14	10	5	7	3
2149	NW49, 52	27	17	37	16	31	33	19	18	12	3
2150	NW50	0	1	1	1	1	2	0	0	0	0
2151	NW51	13	10	23	10	28	23	8	16	8	1
2401	SF1	23	23	18	10	12	20	8	10	6	0
2402	SF2, 24	7	7	5	5	10	9	14	2	8	1
2403	SF3, 22	7	10	10	5	5	15	9	14	5	1
2404	SF4	12	12	7	15	10	18	4	8	9	0
2405	SF5, 8, 12, 19, 28	9	12	9	25	22	21	21	8	3	1
2406	SF6, 9	19	15	23	23	12	13	5	12	9	0
2407	SF7, 33	27	11	29	22	28	30	13	13	15	1
2410	SF10	14	20	15	9	27	21	13	12	5	0
2411	SF11, 17, 21, 27	11	5	17	8	11	5	2	8	8	1
2413	SF13, 14	26	19	28	47	17	31	37	21	5	1
2415	SF15, 16	13	33	16	31	41	35	45	23	7	1
2418	SF18	14	20	15	19	23	17	20	18	4	2
2420	SF20 SPL5	29	13	34	23	41	24	11	20	10	1
2423	SF23, 29	8	10	10	14	17	13	6	11	4	1
2425	SF25	7	14	15	18	24	18	15	17	5	2
2426	SF26	0	0	0	0	0	0	0	0	0	0
2430	SF30	0	1	0	0	0	2	2	0	0	0
2431	SF31, 32	13	18	12	22	32	16	13	12	8	4
2434	SF34, 35	6	4	5	1	3	2	4	2	0	1
2501	SPL1	19	26	19	19	13	35	11	12	86	1
2502	SPL2, 25	30	30	36	29	27	40	11	16	11	2
2503	SPL3	28	24	19	25	23	30	7	19	12	0
2504	SPL4	19	15	21	23	25	23	15	12	7	2
2507	SPL7	21	19	25	32	13	34	97	9	13	0
2509	SPL9	0	1	1	0	1	0	0	0	0	0
2510	SPL10, 27	28	38	39	19	61	29	14	22	18	6
2511	SPL11	43	43	31	28	30	47	43	24	8	1
2513	SPL13	45	37	38	28	54	32	23	21	14	2
2514	SPL14, 24	42	51	57	32	82	34	35	24	12	1
2515	SPL15	46	25	47	26	26	48	16	24	18	2
2516	SPL16	7	17	9	16	38	23	3	9	7	1
2517	SPL17, 19, 23	58	38	49	39	63	30	10	23	14	1
2520	SPL20	5	6	6	5	21	9	6	8	0	0
2521	SPL21	17	18	6	13	18	20	9	8	13	1
2522	SPL22	35	28	15	17	20	26	8	9	13	0
2528	SPL28	28	16	29	29	64	18	16	16	10	1
2701	UNV1	34	7	22	21	12	13	9	16	8	1
2702	UNV2	0	1	2	2	0	0	0	0	0	2
2703	UNV3	7	1	5	2	3	9	3	1	1	2
2704	UNV4	17	8	18	7	10	17	28	16	1	2
2705	UNV5	1	0	0	0	0	1	0	0	1	0
2706	UNV6, 13	2	0	3	2	1	14	2	4	0	1
2707	UNV7, 9, 11	19	2	4	8	2	14	3	5	0	2
2708	UNV8	1	1	3	0	1	8	0	1	0	1
2710	UNV10	16	3	10	10	5	15	8	9	3	2
2712	UNV12	6	2	2	1	2	12	1	2	2	0
2714	UNV14	22	21	18	17	18	26	10	15	7	1
2715	UNV15, 16	31	11	11	14	27	32	24	15	0	3
2717	UNV17	14	5	16	13	4	15	4	9	1	0
2718	UNV18	1	0	0	0	0	0	0	0	0	0
2719	UNV19	26	12	22	27	25	28	23	23	7	3
2721	UNV21	17	7	16	9	7	16	2	16	3	0
2722	UNV22, 35, 38, 42	24	66	14	31	28	28	6	5	5	1
2723	UNV23, 31	21	24	19	12	92	26	95	5	9	1
2724	UNV24, 29	27	28	12	14	61	31	86	7	10	4
2725	UNV25, 26	35	9	18	13	29	28	43	21	2	1
2727	UNV27	34	41	19	15	22	47	15	17	5	2
2728	UNV28, 34, 43	20	10	16	23	15	22	21	13	0	2
2730	UNV30	11	7	10	14	6	14	6	7	4	0
2733	UNV33, 39, 40, 44	9	28	9	9	48	25	23	15	9	6
2736	UNV36	47	22	34	19	12	33	14	18	13	6
2737	UNV37	9	4	12	7	3	10	10	7	2	0
2745	UNV45	10	4	13	14	6	16	5	5	5	0

WE, THE BOARD OF ELECTION COMMISSIONERS OF ST. LOUIS COUNTY, MISSOURI, ACTING AS THE VERIFICATION BOARD PURSUANT TO SECTION 115.507,RSMo, HEREBY CERTIFY THE FOREGOING TO BE A TRUE AND CORRECT ABSTRACT OF VOTES CAST FOR THE CANDIDATES AND ISSUES AT THE MUNICIPAL GENERAL ELECTION HELD IN ST. LOUIS COUNTY, MISSOURI, ON APRIL 4, 2017, IN TESTIMONY WHEREOF, WE HAVE HEREUNTO SET OUR HAND AT OUR OFFICE IN MAPLEWOOD, ST. LOUIS COUNTY, MISSOURI, ON APRIL 17, 2017.

*Richard H. Kellett*  
RICHARD H. KELLETT, CHAIRMAN

*John W. Maupin*  
JOHN W. MAUPIN, SECRETARY

*Trudi McCollum Foushee*  
TRUDI MCCOLLUM FOUSHEE, COMMISSIONER





RUN DATE:04/17/17 09:51 AM

WITH 30 OF 30 PRECINCTS REPORTING

	TOTAL	PERCENT	03 = VOTER TURNOUT - TOTAL	TOTAL	PERCENT
01 = REGISTERED VOTERS - TOTAL	22,610				
02 = BALLOTS CAST - TOTAL	5,177				22.90
	01	02	03		
1204 LAF4	1281	324	25.29		
1205 LAF5,22,48	1405	323	22.99		
1207 LAF7,34,36	489	126	25.77		
1209 LAF9	1456	329	22.60		
1210 LAF10,27,39	1691	389	23.00		
1213 LAF13	285	32	11.23		
1216 LAF16	564	127	22.52		
1217 LAF17	409	89	21.76		
1218 LAF18	1091	287	26.31		
1219 LAF19	932	152	16.31		
1223 LAF23	432	127	29.40		
1224 LAF24	489	127	25.97		
1225 LAF25	1344	387	28.79		
1235 LAF35	237	47	19.83		
1238 LAF38	1024	193	18.85		
1240 LAF40	31	9	29.03		
1243 LAF43	227	49	21.59		
1512 MER12,33	1262	355	28.13		
1527 MER27	440	95	21.59		
1534 MER34 WH45	1732	358	20.67		
1536 MER36	777	165	21.24		
2806 WH6	399	68	17.04		
2815 WH15	587	109	18.57		
2824 WH24	532	129	24.25		
2829 WH29	247	56	22.67		
2832 WH32,38,46	671	100	14.90		
2833 WH33	345	75	21.74		
2834 WH34	1678	430	25.63		
2843 WH43	485	108	22.27		
2844 WH44	68	12	17.65		

WITH 30 OF 30 REPORTING

MAYOR BALLWIN	VOTES	PERCENT
(Vote for ) 1		
01 = TIM POGUE	4,424	97.60
02 = INVALID WRITE-IN	109	2.40

	01	02
1204 LAF4	284	6
1205 LAF5,22,48	282	3
1207 LAF7,34,36	112	0
1209 LAF9	279	10
1210 LAF10,27,39	323	6
1213 LAF13	25	1
1216 LAF16	108	2
1217 LAF17	78	1
1218 LAF18	247	9
1219 LAF19	130	4
1223 LAF23	109	1
1224 LAF24	110	1
1225 LAF25	331	5
1235 LAF35	43	1
1238 LAF38	169	5
1240 LAF40	7	1
1243 LAF43	29	4
1512 MER12,33	302	9
1527 MER27	82	1
1534 MER34 WH45	306	9
1536 MER36	142	2
2806 WH6	59	2
2815 WH15	90	3
2824 WH24	110	2
2829 WH29	53	1
2832 WH32,38,46	84	3
2833 WH33	61	2
2834 WH34	373	12
2843 WH43	85	3
2844 WH44	11	0

WITH 6 OF 6 REPORTING

ALDERPERSON BALLWIN WARD 1	VOTES	PERCENT
(Vote for ) 1		
01 = JIMMY TERBROCK	831	96.74
02 = INVALID WRITE-IN	28	3.26

	01	02
1209 LAF9	272	8
1213 LAF13	25	1
1218 LAF18	236	10
1219 LAF19	125	1
2815 WH15	87	5
2832 WH32,38,46	86	3

WITH 7 OF 7 REPORTING

ALDERPERSON BALLWIN WARD 2	VOTES	PERCENT
(Vote for ) 1		
01 = MARK R. STALLMANN	1,014	97.22
02 = INVALID WRITE-IN	29	2.78

	01	02
1210 LAF10,27,39	320	3
1223 LAF23	94	9
1238 LAF38	169	6
1243 LAF43	38	2
1534 MER34 WH45	291	7
2843 WH43	91	2
2844 WH44	11	0

		VOTES		PERCENT		WITH 9 OF 9 REPORTING	
ALDERPERSON BALLWIN WARD 3							
(Vote for ) 1							
01 = JIM LEAHY		1,317		99.10			
02 = INVALID WRITE-IN		12		.90			
		-----					
		01	02				
=====							
1204 LAF4		277	1				
1205 LAF5,22,48		274	3				
1207 LAF7,34,36		108	0				
1216 LAF16		108	0				
1217 LAF17		80	0				
1224 LAF24		105	2				
1225 LAF25		319	4				
1235 LAF35		40	1				
1240 LAF40		6	1				

		VOTES		PERCENT		WITH 8 OF 8 REPORTING		VOTES		PERCENT	
ALDERPERSON BALLWIN WARD 4											
(Vote for ) 1											
01 = ROSS BULLINGTON			590		51.85	03 = TERICA DONNELLY		210		18.45	
02 = BRANT HARBER			334		29.35	04 = INVALID WRITE-IN		4		.35	
		-----									
		01	02	03	04						
=====											
1512 MER12,33		134	106	48	2						
1527 MER27		27	35	15	0						
1536 MER36		61	40	23	0						
2806 WH6		15	12	32	1						
2824 WH24		59	34	20	0						
2829 WH29		19	17	8	0						
2833 WH33		28	19	14	0						
2834 WH34		247	71	50	1						

WE, THE BOARD OF ELECTION COMMISSIONERS OF ST. LOUIS COUNTY, MISSOURI, ACTING AS THE VERIFICATION BOARD PURSUANT TO SECTION 115.507,RSMo, HEREBY CERTIFY THE FOREGOING TO BE A TRUE AND CORRECT ABSTRACT OF VOTES CAST FOR THE CANDIDATES AND ISSUES AT THE MUNICIPAL GENERAL ELECTION HELD IN ST. LOUIS COUNTY, MISSOURI, ON APRIL 4,2017. IN TESTIMONY WHEREOF, WE HAVE HEREUNTO SET OUR HAND AT OUR OFFICE IN MAPLEWOOD, ST. LOUIS COUNTY, MISSOURI, ON APRIL 17, 2017.

*Richard H. Kellett*  
 RICHARD H. KELLETT, CHAIRMAN

*John W. Maupin*  
 JOHN W. MAUPIN, SECRETARY

*Trudi McCollum Foushee*  
 TRUDI MCCOLLUM FOUSHEE, COMMISSIONER



CITY OF BEL-NOR

RUN DATE:04/17/17 09:51 AM

GENERAL MUNICIPAL ELECTION  
ST. LOUIS COUNTY, MISSOURI  
TUESDAY, APRIL 4, 2017

OFFICIAL FINAL RESULTS

01 = REGISTERED VOTERS - TOTAL	TOTAL	PERCENT	WITH 2 OF 2 PRECINCTS REPORTING	TOTAL	PERCENT
02 = BALLOTS CAST - TOTAL	1,110		03 = VOTER TURNOUT - TOTAL		34.50
	383				
	01	02	03		
1915 NOR15	529	180	34.03		
1955 NOR55	581	203	34.94		

ALDERMEN BEL NOR WARD 1 (Vote for ) 1	VOTES	PERCENT	WITH 1 OF 1 REPORTING
01 = CHARLEE McBRIDE	127	93.38	
02 = INVALID WRITE-IN	9	6.62	
	01	02	
1915 NOR15	127	9	

ALDERMEN BEL NOR WARD 2 (Vote for ) 1	VOTES	PERCENT	WITH 1 OF 1 REPORTING
01 = JAN NELSON	175	95.63	
02 = INVALID WRITE-IN	8	4.37	
	01	02	
1955 NOR55	175	8	

WE, THE BOARD OF ELECTION COMMISSIONERS OF ST. LOUIS COUNTY, MISSOURI, ACTING AS THE VERIFICATION BOARD PURSUANT TO SECTION 115.507, RSMo, HEREBY CERTIFY THE FOREGOING TO BE A TRUE AND CORRECT ABSTRACT OF VOTES CAST FOR THE CANDIDATES AND ISSUES AT THE MUNICIPAL GENERAL ELECTION HELD IN ST. LOUIS COUNTY, MISSOURI, ON APRIL 4, 2017. IN TESTIMONY WHEREOF, WE HAVE HEREUNTO SET OUR HAND AT OUR OFFICE IN MAPLEWOOD, ST. LOUIS COUNTY, MISSOURI, ON APRIL 17, 2017.

*Richard H. Kellett*  
RICHARD H. KELLETT, CHAIRMAN

*John W. Maupin*  
JOHN W. MAUPIN, SECRETARY

*Trudi McCollum Foushee*  
TRUDI MCCOLLUM FOUSHEE, COMMISSIONER



RUN DATE:04/17/17 09:52 AM

01 = REGISTERED VOTERS - TOTAL  
02 = BALLOTS CAST - TOTAL

TOTAL PERCENT  
1,502  
297

WITH 4 OF 4 PRECINCTS REPORTING  
03 = VOTER TURNOUT - TOTAL

TOTAL PERCENT  
19.77

	01	02	03
0145 AP45	384	40	10.42
0150 AP50 NOR56	529	127	24.01
0151 AP51 NOR21	587	130	22.15
1938 NOR38	2	0	.00

ALDERMEN BEL-RIDGE WARD 1  
(Vote for ) 1  
01 = CATHERINE (CATHY) RAGLAND  
02 = KAREN NELSON

VOTES PERCENT  
18 45.00  
22 55.00

WITH 1 OF 1 REPORTING  
03 = INVALID WRITE-IN

VOTES PERCENT  
0

	01	02	03
0145 AP45	18	22	0

ALDERMEN BEL-RIDGE WARD 2  
(Vote for ) 1  
01 = REGINALD BROWN  
02 = JEROME C. ROBINSON

VOTES PERCENT  
67 53.17  
58 46.03

WITH 1 OF 1 REPORTING  
03 = INVALID WRITE-IN

VOTES PERCENT  
1 .79

	01	02	03
0150 AP50 NOR56	67	58	1

ALDERMEN BEL-RIDGE WARD 3  
(Vote for ) 1  
01 = ROBBIN R. RUSSELL  
02 = GORDON C. BROCK

VOTES PERCENT  
71 55.04  
58 44.96

WITH 2 OF 2 REPORTING  
03 = INVALID WRITE-IN

VOTES PERCENT  
0

	01	02	03
0151 AP51 NOR21	71	58	0
1938 NOR38	0	0	0

WE, THE BOARD OF ELECTION COMMISSIONERS OF ST. LOUIS COUNTY, MISSOURI, ACTING AS THE VERIFICATION BOARD PURSUANT TO SECTION 115.507, RSMo, HEREBY CERTIFY THE FOREGOING TO BE A TRUE AND CORRECT ABSTRACT OF VOTES CAST FOR THE CANDIDATES AND ISSUES AT THE MUNICIPAL GENERAL ELECTION HELD IN ST. LOUIS COUNTY, MISSOURI, ON APRIL 4, 2017. IN TESTIMONY WHEREOF, WE HAVE HEREUNTO SET OUR HAND AT OUR OFFICE IN MAPLEWOOD, ST. LOUIS COUNTY, MISSOURI, ON APRIL 17, 2017.

*Richard H. Kellett*  
RICHARD H. KELLETT, CHAIRMAN

*John W. Maupin*  
JOHN W. MAUPIN, SECRETARY

*Trudi McCollum Foushee*  
TRUDI MCCOLLUM FOUSHEE, COMMISSIONER



CITY OF BELLA VILLA  
RUN DATE:04/17/17 09:52 AM

GENERAL MUNICIPAL ELECTION  
ST. LOUIS COUNTY, MISSOURI  
TUESDAY, APRIL 4, 2017  
WITH 3 OF 3 PRECINCTS REPORTING

OFFICIAL FINAL RESULTS

01 = REGISTERED VOTERS - TOTAL  
02 = BALLOTS CAST - TOTAL

TOTAL PERCENT  
504  
93

03 = VOTER TURNOUT - TOTAL

TOTAL PERCENT  
18.45

	01	02	03
1425 LEM25,26	235	36	15.32
1427 LEM27	131	30	22.90
1428 LEM28	138	27	19.57

WITH 1 OF 1 REPORTING

	VOTES	PERCENT
ALDERPERSON BELLA VILLA WARD 1 (Vote for ) 1		
01 = JOHN FRANKLIN	33	97.06
02 = INVALID WRITE-IN	1	2.94

	01	02
1425 LEM25,26	33	1

WITH 1 OF 1 REPORTING

	VOTES	PERCENT
ALDERPERSON BELLA VILLA WARD 2 (Vote for ) 1		
01 = CINDY SCHWEGMANN	24	92.31
02 = INVALID WRITE-IN	2	7.69

	01	02
1427 LEM27	24	2

WITH 1 OF 1 REPORTING

	VOTES	PERCENT
ALDERPERSON BELLA VILLA WARD 3 (Vote for ) 1		
01 = MARY KAREN SIKORSKI	23	100.00
02 = INVALID WRITE-IN	0	

	01	02
1428 LEM28	23	0

WITH 3 OF 3 REPORTING

	VOTES	PERCENT
BELLA VILLA - PROPOSITION A **FORGO ANNUAL ELECTIONS** (Vote for ) 1		
01 = YES	53	57.61
02 = NO	39	42.39

	01	02
1425 LEM25,26	23	13
1427 LEM27	16	13
1428 LEM28	14	13

WE, THE BOARD OF ELECTION COMMISSIONERS OF ST. LOUIS COUNTY, MISSOURI, ACTING AS THE VERIFICATION BOARD PURSUANT TO SECTION 115.507, RSMO, HEREBY CERTIFY THE FOREGOING TO BE A TRUE AND CORRECT ABSTRACT OF VOTES CAST FOR THE CANDIDATES AND ISSUES AT THE MUNICIPAL GENERAL ELECTION HELD IN ST. LOUIS COUNTY, MISSOURI, ON APRIL 4, 2017. IN TESTIMONY WHEREOF, WE HAVE HEREUNTO SET OUR HAND AT OUR OFFICE IN MAPLEWOOD, ST. LOUIS COUNTY, MISSOURI, ON APRIL 17, 2017.

*Richard H. Kellett*  
RICHARD H. KELLETT, CHAIRMAN

*John W. Maupin*  
JOHN W. MAUPIN, SECRETARY

*Trudi McCollum Foushee*  
TRUDI MCCOLLUM FOUSHEE, COMMISSIONER



CITY OF BELLERIVE ACRES  
 RUN DATE:04/17/17 09:53 AM

GENERAL MUNICIPAL ELECTION  
 ST. LOUIS COUNTY, MISSOURI  
 TUESDAY, APRIL 4, 2017

OFFICIAL FINAL RESULTS

	TOTAL	PERCENT	WITH 1 OF 1 PRECINCTS REPORTING	TOTAL	PERCENT
01 = REGISTERED VOTERS - TOTAL	173		03 = VOTER TURNOUT - TOTAL	48.55	
02 = BALLOTS CAST - TOTAL	84				
	01	02	03		
1914 NOR14	173	84	48.55		

	VOTES	PERCENT	WITH 1 OF 1 REPORTING	VOTES	PERCENT
ALDERMEN BELLERIVE ACRES (Vote for ) 2					
01 = TOM KIELEY	39	27.66	03 = CHERYL MILTON ROBERTS	43	30.50
02 = NANCY M. HARTMAN	58	41.13	04 = INVALID WRITE-IN	1	.71
	01	02	03	04	
1914 NOR14	39	58	43	1	

WE, THE BOARD OF ELECTION COMMISSIONERS OF ST. LOUIS COUNTY, MISSOURI, ACTING AS THE VERIFICATION BOARD PURSUANT TO SECTION 115.507, RSMo, HEREBY CERTIFY THE FOREGOING TO BE A TRUE AND CORRECT ABSTRACT OF VOTES CAST FOR THE CANDIDATES AND ISSUES AT THE MUNICIPAL GENERAL ELECTION HELD IN ST. LOUIS COUNTY, MISSOURI, ON APRIL 4, 2017. IN TESTIMONY WHEREOF, WE HAVE HEREUNTO SET OUR HAND AT OUR OFFICE IN MAPLEWOOD, ST. LOUIS COUNTY, MISSOURI, ON APRIL 17, 2017.

*Richard H. Kellett*  
 RICHARD H. KELLETT, CHAIRMAN

*John W. Maupin*  
 JOHN W. MAUPIN, SECRETARY

*Trudi McCollum Foushee*  
 TRUDI MCCOLLUM FOUSHEE, COMMISSIONER



CITY OF BEVERLY HILLS

RUN DATE:04/17/17 09:54 AM

GENERAL MUNICIPAL ELECTION  
ST. LOUIS COUNTY, MISSOURI  
TUESDAY, APRIL 4, 2017

OFFICIAL FINAL RESULTS

	TOTAL	PERCENT	WITH 2 OF 2 PRECINCTS REPORTING	TOTAL	PERCENT
01 = REGISTERED VOTERS - TOTAL	405				
02 = BALLOTS CAST - TOTAL	72				
			03 = VOTER TURNOUT - TOTAL		17.78
	01	02	03		
	---	---	---		
1922 NOR22	214	37	17.29		
1933 NOR33	191	35	18.32		

	VOTES	PERCENT	WITH 2 OF 2 REPORTING
MAYOR BEVERLY HILLS (Vote for ) 1			
01 = BRIAN K. JACKSON	62	92.54	
02 = INVALID WRITE-IN	5	7.46	
	01	02	
	---	---	
1922 NOR22	32	1	
1933 NOR33	30	4	

	VOTES	PERCENT	WITH 1 OF 1 REPORTING
ALDERPERSON BEVERLY HILLS WARD 1 (Vote for ) 1			
01 = MARY PATTERSON	31	96.88	
02 = INVALID WRITE-IN	1	3.13	
	01	02	
	---	---	
1933 NOR33	31	1	

	VOTES	PERCENT	WITH 1 OF 1 REPORTING
ALDERPERSON BEVERLY HILLS WARD 2 (Vote for ) 1			
01 = ROBERTA OUSLEY	33	97.06	
02 = INVALID WRITE-IN	1	2.94	
	01	02	
	---	---	
1922 NOR22	33	1	

WE, THE BOARD OF ELECTION COMMISSIONERS OF ST. LOUIS COUNTY, MISSOURI, ACTING AS THE VERIFICATION BOARD PURSUANT TO SECTION 115.507, RSMO, HEREBY CERTIFY THE FOREGOING TO BE A TRUE AND CORRECT ABSTRACT OF VOTES CAST FOR THE CANDIDATES AND ISSUES AT THE MUNICIPAL GENERAL ELECTION HELD IN ST. LOUIS COUNTY, MISSOURI, ON APRIL 4, 2017. IN TESTIMONY WHEREOF, WE HAVE HEREUNTO SET OUR HAND AT OUR OFFICE IN MAPLEWOOD, ST. LOUIS COUNTY, MISSOURI, ON APRIL 17, 2017.

*Richard H. Kellett*  
RICHARD H. KELLETT, CHAIRMAN

*John W. Maupin*  
JOHN W. MAUPIN, SECRETARY

*Trudi McCollum Foushee*  
TRUDI MCCOLLUM FOUSHEE, COMMISSIONER



CITY OF BLACK JACK

GENERAL MUNICIPAL ELECTION  
ST. LOUIS COUNTY, MISSOURI  
TUESDAY, APRIL 4, 2017

OFFICIAL FINAL RESULTS

RUN DATE:04/17/17 09:54 AM

01 = REGISTERED VOTERS - TOTAL  
02 = BALLOTS CAST - TOTAL

TOTAL PERCENT  
4,828  
1,041

WITH 6 OF 6 PRECINCTS REPORTING

03 = VOTER TURNOUT - TOTAL

TOTAL PERCENT  
21.56

	01	02	03
0717 FER17	415	50	12.05
0718 FER18	239	44	18.41
0719 FER19,45	1249	276	22.10
2515 SPL15	1232	316	25.65
2521 SPL21	663	166	25.04
2522 SPL22	1030	189	18.35

VOTES PERCENT

WITH 6 OF 6 REPORTING

TREASURER BLACK JACK  
(Vote for ) 1  
01 = ANN L. WRIGHT  
02 = INVALID WRITE-IN

868 99.20  
7 .80

	01	02
0717 FER17	46	1
0718 FER18	38	0
0719 FER19,45	238	1
2515 SPL15	259	2
2521 SPL21	125	1
2522 SPL22	162	2

VOTES PERCENT

WITH 1 OF 1 REPORTING

COUNCIL MEMBER BLACK JACK WARD 1  
(Vote for ) 1  
01 = RICK STEIGERWALD  
02 = VERONICA PATTON

155 56.36  
120 43.64

03 = INVALID WRITE-IN

VOTES PERCENT

0

	01	02	03
0719 FER19,45	155	120	0

VOTES PERCENT

WITH 2 OF 2 REPORTING

COUNCIL MEMBER BLACK JACK WARD 2  
(Vote for ) 1  
01 = CARMEN WATKINS-AUSTELL  
02 = INVALID WRITE-IN

160 97.56  
4 2.44

	01	02
0717 FER17	46	1
2521 SPL21	114	3

VOTES PERCENT

WITH 1 OF 1 REPORTING

COUNCIL MEMBER BLACK JACK WARD 3  
(Vote for ) 1  
01 = LEO SIMMONS  
02 = ABDURAQEEB (AJ) WHITE

46 14.84  
144 46.45

03 = ARLENE V. McCLENDON  
04 = INVALID WRITE-IN

VOTES PERCENT

118 38.06  
2 .65

	01	02	03	04
2515 SPL15	46	144	118	2

VOTES PERCENT

WITH 2 OF 2 REPORTING

COUNCIL MEMBER BLACK JACK WARD 4  
(Vote for ) 1  
01 = RODNEY C. GRADY  
02 = RONALD POINTER

149 65.93  
54 23.89

03 = MICHAEL E. STARKS, SR.  
04 = INVALID WRITE-IN

VOTES PERCENT

23 10.18  
0

	01	02	03	04
0718 FER18	12	25	3	0
2522 SPL22	137	29	20	0

WE, THE BOARD OF ELECTION COMMISSIONERS OF ST. LOUIS COUNTY, MISSOURI, ACTING AS THE VERIFICATION BOARD PURSUANT TO SECTION 115.507,RSMO, HEREBY CERTIFY THE FOREGOING TO BE A TRUE AND CORRECT ABSTRACT OF VOTES CAST FOR THE CANDIDATES AND ISSUES AT THE MUNICIPAL GENERAL ELECTION HELD IN ST. LOUIS COUNTY, MISSOURI, ON APRIL 4,2017. IN TESTIMONY WHEREOF, WE HAVE HEREUNTO SET OUR HAND AT OUR OFFICE IN MAPLEWOOD, ST. LOUIS COUNTY, MISSOURI, ON APRIL 17, 2017.

*Richard H. Kellett*  
RICHARD H. KELLETT, CHAIRMAN

*John W. Maupin*  
JOHN W. MAUPIN, SECRETARY

*Trudi McCollum Foushee*  
TRUDI MCCOLLUM FOUSHEE, COMMISSIONER





CITY OF BRECKENRIDGE HILLS  
RUN DATE:04/17/17 09:55 AM

GENERAL MUNICIPAL ELECTION  
ST. LOUIS COUNTY, MISSOURI  
TUESDAY, APRIL 4, 2017  
WITH 4 OF 4 PRECINCTS REPORTING

OFFICIAL FINAL RESULTS

01 = REGISTERED VOTERS - TOTAL  
02 = BALLOTS CAST - TOTAL

TOTAL PERCENT  
2,227  
261

03 = VOTER TURNOUT - TOTAL

TOTAL PERCENT  
11.72

	01	02	03
0122 AP22 MID7	547	70	12.80
1721 MID21 NOR53	488	51	10.45
1722 MID22	634	82	12.93
1747 MID47	558	58	10.39

=====

COUNCIL MEMBER BRECKENRIDGE HILLS WARD 1  
(Vote for ) 1  
01 = KEN SIMPSON  
02 = INVALID WRITE-IN

VOTES PERCENT  
43 93.48  
3 6.52

WITH 1 OF 1 REPORTING

	01	02
1721 MID21 NOR53	43	3

=====

COUNCIL MEMBER BRECKENRIDGE HILLS WARD 2  
(Vote for ) 1  
01 = DONALD CATLIN, JR.  
02 = CAMERON JOHNSON

VOTES PERCENT  
46 85.19  
8 14.81

03 = INVALID WRITE-IN 0

WITH 1 OF 1 REPORTING

	01	02	03
1747 MID47	46	8	0

=====

COUNCIL MEMBER BRECKENRIDGE HILLS WARD 3  
(Vote for ) 1  
01 = GEORGE BEEMAN  
02 = INVALID WRITE-IN

VOTES PERCENT  
64 94.12  
4 5.88

WITH 1 OF 1 REPORTING

	01	02
1722 MID22	64	4

=====

COUNCIL MEMBER BRECKENRIDGE HILLS WARD 4  
(Vote for ) 1  
01 = SHERYL GLADNEY  
02 = SHANE PELLERIN

VOTES PERCENT  
53 75.71  
17 24.29

03 = INVALID WRITE-IN 0

WITH 1 OF 1 REPORTING

	01	02	03
0122 AP22 MID7	53	17	0

WE, THE BOARD OF ELECTION COMMISSIONERS OF ST. LOUIS COUNTY, MISSOURI, ACTING AS THE VERIFICATION BOARD PURSUANT TO SECTION 115.507, RSMO, HEREBY CERTIFY THE FOREGOING TO BE A TRUE AND CORRECT ABSTRACT OF VOTES CAST FOR THE CANDIDATES AND ISSUES AT THE MUNICIPAL GENERAL ELECTION HELD IN ST. LOUIS COUNTY, MISSOURI, ON APRIL 4, 2017. IN TESTIMONY WHEREOF, WE HAVE HEREUNTO SET OUR HAND AT OUR OFFICE IN MAPLEWOOD, ST. LOUIS COUNTY, MISSOURI, ON APRIL 17, 2017.

*Richard H. Kellett*  
RICHARD H. KELLETT, CHAIRMAN

*John W. Maupin*  
JOHN W. MAUPIN, SECRETARY

*Trudi McCollum Foushee*  
TRUDI MCCOLLUM FOUSHEE, COMMISSIONER



RUN DATE:04/17/17 09:55 AM

		TOTAL	PERCENT	WITH 6 OF 6 PRECINCTS REPORTING		TOTAL	PERCENT
01 = REGISTERED VOTERS - TOTAL		5,978		03 = VOTER TURNOUT - TOTAL		28.94	
02 = BALLOTS CAST - TOTAL		1,730					
	01	02	03				
0510 CLA10	77	23	29.87				
0530 CLA30,31	1380	280	20.29				
0532 CLA32	551	197	35.75				
0535 CLA35	1121	385	34.34				
0538 CLA38,39,41	1450	423	29.17				
0546 CLA46,48	1399	422	30.16				

		VOTES	PERCENT	WITH 6 OF 6 REPORTING		VOTES	PERCENT
MAYOR BRENTWOOD (Vote for ) 1							
01 = CHRISTOPHER A. THORNTON		893	52.81	03 = INVALID WRITE-IN		14	.83
02 = BARBARA B. CLEMENTS		784	46.36				
	01	02	03				
0510 CLA10	15	7	0				
0530 CLA30,31	123	144	3				
0532 CLA32	76	119	0				
0535 CLA35	228	146	6				
0538 CLA38,39,41	231	178	1				
0546 CLA46,48	220	190	4				

		VOTES	PERCENT	WITH 6 OF 6 REPORTING		VOTES	PERCENT
MUNICIPAL JUDGE BRENTWOOD (Vote for ) 1							
01 = PATRICK DIGNAM		1,375	98.28				
02 = INVALID WRITE-IN		24	1.72				
	01	02					
0510 CLA10	15	0					
0530 CLA30,31	233	3					
0532 CLA32	153	1					
0535 CLA35	309	8					
0538 CLA38,39,41	331	4					
0546 CLA46,48	334	8					

		VOTES	PERCENT	WITH 2 OF 2 REPORTING		VOTES	PERCENT
ALDERPERSON BRENTWOOD WARD 1 (Vote for ) 1							
01 = DAVID PLUFKA		477	95.98				
02 = INVALID WRITE-IN		20	4.02				
	01	02					
0532 CLA32	160	5					
0535 CLA35	317	15					

		VOTES	PERCENT	WITH 1 OF 1 REPORTING		VOTES	PERCENT
ALDERPERSON BRENTWOOD WARD 2 (Vote for ) 1							
01 = BRANDON WEGGE		351	98.04				
02 = INVALID WRITE-IN		7	1.96				
	01	02					
0538 CLA38,39,41	351	7					

		VOTES	PERCENT	WITH 2 OF 2 REPORTING		VOTES	PERCENT
ALDERPERSON BRENTWOOD WARD 3 (Vote for ) 1							
01 = STEVE LOCHMOELLER		382	98.20				
02 = INVALID WRITE-IN		7	1.80				
	01	02					
0510 CLA10	20	0					
0546 CLA46,48	362	7					

		VOTES	PERCENT	WITH 1 OF 1 REPORTING		VOTES	PERCENT
ALDERPERSON BRENTWOOD WARD 4 (Vote for ) 1							
01 = THOMAS KRAMER		230	95.83				
02 = INVALID WRITE-IN		10	4.17				
	01	02					
0530 CLA30,31	230	10					

WE, THE BOARD OF ELECTION COMMISSIONERS OF ST. LOUIS COUNTY, MISSOURI, ACTING AS THE VERIFICATION BOARD PURSUANT TO SECTION 115.507,RSMo, HEREBY CERTIFY THE FOREGOING TO BE A TRUE AND CORRECT ABSTRACT OF VOTES CAST FOR THE CANDIDATES AND ISSUES AT THE MUNICIPAL GENERAL ELECTION HELD IN ST. LOUIS COUNTY, MISSOURI, ON APRIL 4,2017. IN TESTIMONY WHEREOF, WE HAVE HEREUNTO SET OUR HAND AT OUR OFFICE IN MAPLEWOOD, ST. LOUIS COUNTY, MISSOURI, ON APRIL 17, 2017.

*Richard H. Kellett*  
RICHARD H. KELLETT, CHAIRMAN

*John W. Maupin*  
JOHN W. MAUPIN, SECRETARY

*Trudi McCollum Foushee*  
TRUDI MCCOLLUM FOUSHEE, COMMISSIONER



RUN DATE:04/17/17 09:55 AM

WITH 20 OF 20 PRECINCTS REPORTING

	TOTAL	PERCENT	03 = VOTER TURNOUT - TOTAL	TOTAL	PERCENT
01 = REGISTERED VOTERS - TOTAL	8,071				
02 = BALLOTS CAST - TOTAL	1,867			23.13	
	01	02	03		
0112 AP12	511	68	13.31		
0117 AP17	1796	507	28.23		
0123 AP23	124	26	20.97		
0126 AP26 NW14	7	0	.00		
0129 AP29,35	359	42	11.70		
0142 AP42	7	3	42.86		
0147 AP47	72	2	2.78		
2103 NW3,28	768	182	23.70		
2111 NW11	607	166	27.35		
2112 NW12,39	748	186	24.87		
2116 NW16,27,31	529	106	20.04		
2117 NW17	0	0	.00		
2126 NW26	82	18	21.95		
2132 NW32	539	121	22.45		
2137 NW37	517	163	31.53		
2142 NW42	333	29	8.71		
2143 NW43	154	46	29.87		
2144 NW44	20	3	15.00		
2150 NW50	87	8	9.20		
2151 NW51	811	191	23.55		

WITH 20 OF 20 REPORTING

MUNICIPAL JUDGE BRIDGETON (Vote for ) 1	VOTES	PERCENT
01 = JOSEPH W. LARREW	1,528	98.64
02 = INVALID WRITE-IN	21	1.36
	01	02
0112 AP12	56	2
0117 AP17	401	9
0123 AP23	16	1
0126 AP26 NW14	0	0
0129 AP29,35	37	2
0142 AP42	1	0
0147 AP47	2	0
2103 NW3,28	158	0
2111 NW11	144	2
2112 NW12,39	158	0
2116 NW16,27,31	91	1
2117 NW17	0	0
2126 NW26	15	0
2132 NW32	91	1
2137 NW37	129	1
2142 NW42	22	0
2143 NW43	36	1
2144 NW44	2	0
2150 NW50	6	0
2151 NW51	163	1

WITH 6 OF 6 REPORTING

COUNCIL MEMBER BRIDGETON WARD 1 (Vote for ) 1	VOTES	PERCENT
01 = ROBERT R. (BOB) SAETTELE	199	97.07
02 = INVALID WRITE-IN	6	2.93
	01	02
0112 AP12	59	2
0123 AP23	17	1
0126 AP26 NW14	0	0
0129 AP29,35	37	0
0147 AP47	2	0
2116 NW16,27,31	84	3

WITH 4 OF 4 REPORTING

COUNCIL MEMBER BRIDGETON WARD 2 (Vote for ) 1	VOTES	PERCENT
01 = JERRY GRIMMER	317	97.84
02 = INVALID WRITE-IN	7	2.16
	01	02
2132 NW32	94	2
2142 NW42	22	1
2143 NW43	37	1
2151 NW51	164	3

WITH 6 OF 6 REPORTING

COUNCIL MEMBER BRIDGETON WARD 3 (Vote for ) 1	VOTES	PERCENT
01 = FERD FETSCH	497	99.40
02 = INVALID WRITE-IN	3	.60
	01	02
2103 NW3,28	167	1
2111 NW11	149	1
2112 NW12,39	173	1
2117 NW17	0	0
2144 NW44	2	0
2150 NW50	6	0

WITH 4 OF 4 REPORTING

COUNCIL MEMBER BRIDGETON WARD 4 (Vote for ) 1	VOTES	PERCENT
--	-------	---------

01 = JONI NORRIS  
02 = INVALID WRITE-IN

557 97.38  
15 2.62

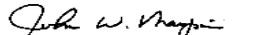
-----	
01	02
-----	
418	10
2	0
14	1
123	4

0117 AP17  
0142 AP42  
2126 NW26  
2137 NW37

=====

WE, THE BOARD OF ELECTION COMMISSIONERS OF ST. LOUIS COUNTY, MISSOURI, ACTING AS THE VERIFICATION BOARD PURSUANT TO SECTION 115.507, RSMo, HEREBY CERTIFY THE FOREGOING TO BE A TRUE AND CORRECT ABSTRACT OF VOTES CAST FOR THE CANDIDATES AND ISSUES AT THE MUNICIPAL GENERAL ELECTION HELD IN ST. LOUIS COUNTY, MISSOURI, ON APRIL 4, 2017. IN TESTIMONY WHEREOF, WE HAVE HEREUNTO SET OUR HAND AT OUR OFFICE IN MAPLEWOOD, ST. LOUIS COUNTY, MISSOURI, ON APRIL 17, 2017.

  
RICHARD H. KELLETT, CHAIRMAN

  
JOHN W. MAUPIN, SECRETARY

  
TRUDI MCCOLLUM FOUSHEE, COMMISSIONER



CITY OF CALVERTON PARK  
RUN DATE:04/17/17 09:56 AM

GENERAL MUNICIPAL ELECTION  
ST. LOUIS COUNTY, MISSOURI  
TUESDAY, APRIL 4, 2017  
WITH 2 OF 2 PRECINCTS REPORTING

OFFICIAL FINAL RESULTS

01 = REGISTERED VOTERS - TOTAL  
02 = BALLOTS CAST - TOTAL

TOTAL PERCENT  
849  
164

03 = VOTER TURNOUT - TOTAL

TOTAL PERCENT  
19.32

	01	02	03
0713 FER13	411	99	24.09
0744 FER44	438	65	14.84

MAYOR CALVERTON PARK  
(Vote for ) 1  
01 = JAMES A. PAUNOVICH  
02 = INVALID WRITE-IN

VOTES PERCENT

144 97.30  
4 2.70

WITH 2 OF 2 REPORTING

	01	02
0713 FER13	89	2
0744 FER44	55	2

ALDERMEN CALVERTON PARK WARD 1  
(Vote for ) 1  
01 = TANDRA McWRIGHT  
02 = INVALID WRITE-IN

VOTES PERCENT

55 96.49  
2 3.51

WITH 1 OF 1 REPORTING

	01	02
0744 FER44	55	2

ALDERMEN CALVERTON PARK WARD 2  
(Vote for ) 1  
01 = LESLIE FOGARTY  
02 = INVALID WRITE-IN

VOTES PERCENT

86 97.73  
2 2.27

WITH 1 OF 1 REPORTING

	01	02
0713 FER13	86	2

WE, THE BOARD OF ELECTION COMMISSIONERS OF ST. LOUIS COUNTY, MISSOURI, ACTING AS THE VERIFICATION BOARD PURSUANT TO SECTION 115.507, RSMO, HEREBY CERTIFY THE FOREGOING TO BE A TRUE AND CORRECT ABSTRACT OF VOTES CAST FOR THE CANDIDATES AND ISSUES AT THE MUNICIPAL GENERAL ELECTION HELD IN ST. LOUIS COUNTY, MISSOURI, ON APRIL 4, 2017. IN TESTIMONY WHEREOF, WE HAVE HEREUNTO SET OUR HAND AT OUR OFFICE IN MAPLEWOOD, ST. LOUIS COUNTY, MISSOURI, ON APRIL 17, 2017.

*Richard H. Kellett*  
RICHARD H. KELLETT, CHAIRMAN

*John W. Maupin*  
JOHN W. MAUPIN, SECRETARY

*Trudi McCollum Foushee*  
TRUDI MCCOLLUM FOUSHEE, COMMISSIONER



VILLAGE OF CHAMP

RUN DATE:04/17/17 09:56 AM

GENERAL MUNICIPAL ELECTION  
ST. LOUIS COUNTY, MISSOURI  
TUESDAY, APRIL 4, 2017

OFFICIAL FINAL RESULTS

WITH 1 OF 1 PRECINCTS REPORTING

01 = REGISTERED VOTERS - TOTAL  
02 = BALLOTS CAST - TOTAL

TOTAL PERCENT  
9 7

03 = VOTER TURNOUT - TOTAL

TOTAL PERCENT  
77.78

01 02 03  
9 . . 7 77.78

2121 NW21

WITH 1 OF 1 REPORTING

TRUSTEE CHAMP

VOTES PERCENT

VOTES PERCENT

(Vote for ) 5  
01 = J. SCOTT FOWLER  
02 = KENNETH A. LAMAAR  
03 = JAMES J. GERLING

6 19.35  
6 19.35  
6 19.35

04 = CLINTON DAVID HOOKER  
05 = KATHERINE JEAN HOOKER  
06 = INVALID WRITE-IN

7 22.58  
6 19.35  
0

01 02 03 04 05 06

2121 NW21

6 6 6 7 6 0

WE, THE BOARD OF ELECTION COMMISSIONERS OF ST. LOUIS COUNTY, MISSOURI, ACTING AS THE VERIFICATION BOARD PURSUANT TO SECTION 115.507, RSMo, HEREBY CERTIFY THE FOREGOING TO BE A TRUE AND CORRECT ABSTRACT OF VOTES CAST FOR THE CANDIDATES AND ISSUES AT THE MUNICIPAL GENERAL ELECTION HELD IN ST. LOUIS COUNTY, MISSOURI, ON APRIL 4, 2017. IN TESTIMONY WHEREOF, WE HAVE HEREUNTO SET OUR HAND AT OUR OFFICE IN MAPLEWOOD, ST. LOUIS COUNTY, MISSOURI, ON APRIL 17, 2017.

*Richard H. Kellett*  
RICHARD H. KELLETT, CHAIRMAN

*John W. Maupin*  
JOHN W. MAUPIN, SECRETARY

*Trudi McCollum Foushee*  
TRUDI MCCOLLUM FOUSHEE, COMMISSIONER



RUN DATE:04/17/17 09:57 AM

01 = REGISTERED VOTERS - TOTAL  
02 = BALLOTS CAST - TOTAL

TOTAL PERCENT  
858  
127

WITH 3 OF 3 PRECINCTS REPORTING

03 = VOTER TURNOUT - TOTAL

TOTAL PERCENT  
14.80

	01	02	03
1925 NOR25,43	449	81	18.04
1932 NOR32	254	43	16.93
1952 NOR52	155	3	1.94

WITH 3 OF 3 REPORTING

	VOTES	PERCENT
MAYOR CHARLACK (Vote for ) 1		
01 = MARK CHAMBERLAIN	107	95.54
02 = INVALID WRITE-IN	5	4.46

	01	02
1925 NOR25,43	65	3
1932 NOR32	39	2
1952 NOR52	3	0

WITH 2 OF 2 REPORTING

	VOTES	PERCENT
ALDERPERSON CHARLACK WARD 1 (Vote for ) 1		
01 = ROBERT (BOB) TERRY	40	93.02
02 = INVALID WRITE-IN	3	6.98

	01	02
1932 NOR32	37	3
1952 NOR52	3	0

WITH 1 OF 1 REPORTING

	VOTES	PERCENT
ALDERPERSON CHARLACK WARD 2 (Vote for ) 1		
01 = NO CANDIDATE FILED	0	
02 = *SEE OFFICIAL WRITE-IN REPORT	10	100.00

	01	02
1925 NOR25,43	0	10

WITH 3 OF 3 REPORTING

	VOTES	PERCENT
CHARLACK - PROPOSITION A **BUSINESS LICENSE FEE** (Vote for ) 1		
01 = YES	72	57.60
02 = NO	53	42.40

	01	02
1925 NOR25,43	45	34
1932 NOR32	26	17
1952 NOR52	1	2

WE, THE BOARD OF ELECTION COMMISSIONERS OF ST. LOUIS COUNTY, MISSOURI, ACTING AS THE VERIFICATION BOARD PURSUANT TO SECTION 115.507, RSMo, HEREBY CERTIFY THE FOREGOING TO BE A TRUE AND CORRECT ABSTRACT OF VOTES CAST FOR THE CANDIDATES AND ISSUES AT THE MUNICIPAL GENERAL ELECTION HELD IN ST. LOUIS COUNTY, MISSOURI, ON APRIL 4, 2017. IN TESTIMONY WHEREOF, WE HAVE HEREUNTO SET OUR HAND AT OUR OFFICE IN MAPLEWOOD, ST. LOUIS COUNTY, MISSOURI, ON APRIL 17, 2017.

*Richard H. Kellett*  
RICHARD H. KELLETT, CHAIRMAN

*John W. Maupin*  
JOHN W. MAUPIN, SECRETARY

*Trudi McCollum Foushee*  
TRUDI MCCOLLUM FOUSHEE, COMMISSIONER





CITY OF CHESTERFIELD

GENERAL MUNICIPAL ELECTION  
ST. LOUIS COUNTY, MISSOURI  
TUESDAY, APRIL 4, 2017

OFFICIAL FINAL RESULTS

RUN DATE:04/17/17 09:57 AM

WITH 33 OF 33 PRECINCTS REPORTING

	TOTAL	PERCENT		TOTAL	PERCENT
01 = REGISTERED VOTERS - TOTAL	35,646		03 = VOTER TURNOUT - TOTAL	27,500	77.50
02 = BALLOTS CAST - TOTAL	9,803				
	01	02	03		
0402 CHE2	329	. 73	22.19		
0408 CHE8,33	1598	. 425	26.60		
0410 CHE10	752	. 261	34.71		
0412 CHE12 LAF31	1298	. 381	29.35		
0414 CHE14	218	. 52	23.85		
0415 CHE15,16	1878	. 553	29.45		
0418 CHE18	820	. 256	31.22		
0419 CHE19	820	. 206	25.12		
0422 CHE22 LAF12	1747	. 415	23.76		
0430 CHE30	760	. 162	21.32		
0431 CHE31,32 LAF26	236	. 67	28.39		
0437 CHE37	924	. 223	24.13		
0441 CHE41	691	. 149	21.56		
0442 CHE42,45	1406	. 436	31.01		
0444 CHE44 LAF1,30	1736	. 497	28.63		
0452 CHE52	11	. . 2	18.18		
1206 LAF6,20,21	1098	. 248	22.59		
1208 LAF8,11,15	1860	. 510	27.42		
1214 LAF14,33	1349	. 372	27.58		
1228 LAF28	921	. 275	29.86		
1229 LAF29	1007	. 294	29.20		
1232 LAF32	912	. 287	31.47		
1237 LAF37	663	. 181	27.30		
1241 LAF41,47	1104	. 347	31.43		
1601 MHT1,4	1170	. 260	22.22		
1602 MHT2,5,7,26	2204	. 568	25.77		
1603 MHT3,24 MR50	1429	. 349	24.42		
1619 MHT19,27	1628	. 426	26.17		
1639 MHT39 MR52	489	. 128	26.18		
1810 MR10,17,23	938	. 224	23.88		
1813 MR13,55	747	. 237	31.73		
1816 MR16	914	. 352	38.51		
1818 MR18,20,32,38	1989	. 587	29.51		

WITH 33 OF 33 REPORTING

	VOTES	PERCENT		VOTES	PERCENT
MAYOR CHESTERFIELD (Vote for ) 1					
01 = BOB NATION	5,715	59.72	03 = INVALID WRITE-IN	30	.31
02 = RANDY LOGAN	3,824	39.96			
	01	02	03		
0402 CHE2	45	24	0		
0408 CHE8,33	262	149	2		
0410 CHE10	162	93	2		
0412 CHE12 LAF31	244	126	5		
0414 CHE14	37	14	0		
0415 CHE15,16	354	180	1		
0418 CHE18	130	121	1		
0419 CHE19	117	86	2		
0422 CHE22 LAF12	218	188	1		
0430 CHE30	105	51	0		
0431 CHE31,32 LAF26	32	30	0		
0437 CHE37	157	58	0		
0441 CHE41	96	48	0		
0442 CHE42,45	297	130	0		
0444 CHE44 LAF1,30	267	219	3		
0452 CHE52	0	2	0		
1206 LAF6,20,21	151	82	1		
1208 LAF8,11,15	244	254	0		
1214 LAF14,33	191	169	1		
1228 LAF28	156	108	1		
1229 LAF29	167	124	0		
1232 LAF32	152	133	0		
1237 LAF37	100	76	2		
1241 LAF41,47	223	112	1		
1601 MHT1,4	170	87	0		
1602 MHT2,5,7,26	329	227	1		
1603 MHT3,24 MR50	195	141	0		
1619 MHT19,27	261	151	4		
1639 MHT39 MR52	87	39	0		
1810 MR10,17,23	128	90	1		
1813 MR13,55	140	91	0		
1816 MR16	182	166	0		
1818 MR18,20,32,38	316	255	1		

WITH 7 OF 7 REPORTING

	VOTES	PERCENT		VOTES	PERCENT
COUNCIL MEMBER CHESTERFIELD WARD 1 (Vote for ) 1					
01 = BARBARA McGUINNESS	1,938	98.28			
02 = INVALID WRITE-IN	34	1.72			
	01	02			
0442 CHE42,45	367	2			
1601 MHT1,4	207	3			
1602 MHT2,5,7,26	456	10			
1603 MHT3,24 MR50	270	4			
1619 MHT19,27	360	9			
1639 MHT39 MR52	107	1			
1810 MR10,17,23	171	5			

WITH 7 OF 7 REPORTING

	VOTES	PERCENT		VOTES	PERCENT
COUNCIL MEMBER CHESTERFIELD WARD 2 (Vote for ) 1					
01 = BEN KUMAR KEATHLEY	1,017	43.80	04 = CHRISTOPHER C. NATSCH	568	24.46
02 = AARON WAHL	644	27.73	05 = INVALID WRITE-IN	4	.17
03 = RYAN C. MIANO	89	3.83			
	01	02	03	04	05

0412 CHE12 LAF31	144	148	18	53	2
0419 CHE19	63	41	10	68	1
0422 CHE22 LAF12	188	92	10	93	0
0430 CHE30	54	37	16	43	0
0444 CHE44 LAF1,30	187	165	9	116	0
1813 MR13,55	109	30	12	64	0
1818 MR18,20,32,38	272	131	14	131	1

WITH 10 OF 10 REPORTING

COUNCIL MEMBER CHESTERFIELD WARD 3	VOTES	PERCENT
(Vote for ) 1		
01 = DAN HURT	2,160	97.47
02 = INVALID WRITE-IN	56	2.53

0414 CHE14	44	2
0431 CHE31,32 LAF26	53	2
1206 LAF6,20,21	193	9
1208 LAF8,11,15	419	10
1214 LAF14,33	288	16
1228 LAF28	228	2
1229 LAF29	238	6
1232 LAF32	232	2
1237 LAF37	152	4
1816 MR16	313	3

WITH 9 OF 9 REPORTING

COUNCIL MEMBER CHESTERFIELD WARD 4	VOTES	PERCENT	VOTES	PERCENT
(Vote for ) 1				
01 = MATTHEW J. WHITE	486	23.13	03 = MICHELLE OHLEY	939 44.69
02 = NATHAN ROACH	668	31.79	04 = INVALID WRITE-IN	8 .38

0402 CHE2	10	19	30	0
0408 CHE8,33	110	119	163	0
0410 CHE10	54	53	143	0
0415 CHE15,16	111	129	272	1
0418 CHE18	39	104	94	3
0437 CHE37	32	96	64	1
0441 CHE41	22	55	55	2
0452 CHE52	1	0	1	0
1241 LAF41,47	107	93	117	1

WE, THE BOARD OF ELECTION COMMISSIONERS OF ST. LOUIS COUNTY, MISSOURI, ACTING AS THE VERIFICATION BOARD PURSUANT TO SECTION 115.507, RSMO, HEREBY CERTIFY THE FOREGOING TO BE A TRUE AND CORRECT ABSTRACT OF VOTES CAST FOR THE CANDIDATES AND ISSUES AT THE MUNICIPAL GENERAL ELECTION HELD IN ST. LOUIS COUNTY, MISSOURI, ON APRIL 4, 2017. IN TESTIMONY WHEREOF, WE HAVE HEREUNTO SET OUR HAND AT OUR OFFICE IN MAPLEWOOD, ST. LOUIS COUNTY, MISSOURI, ON APRIL 17, 2017.

*Richard H. Kellett*  
RICHARD H. KELLETT, CHAIRMAN

*John W. Maupin*  
JOHN W. MAUPIN, SECRETARY

*Trudi McCollum Foushee*  
TRUDI MCCOLLUM FOUSHEE, COMMISSIONER



CITY OF CLARKSON VALLEY  
RUN DATE:04/17/17 09:58 AM

GENERAL MUNICIPAL ELECTION  
ST. LOUIS COUNTY, MISSOURI  
TUESDAY, APRIL 4, 2017  
WITH 3 OF 3 PRECINCTS REPORTING

OFFICIAL FINAL RESULTS

01 = REGISTERED VOTERS - TOTAL	TOTAL	PERCENT	03 = VOTER TURNOUT - TOTAL	TOTAL	PERCENT
02 = BALLOTS CAST - TOTAL	2,129			19.77	
	421				
	01	02	03		
0403 CHE3,11	674	125	18.55		
0404 CHE4	709	169	23.84		
0409 CHE9	746	127	17.02		

ALDERPERSON CLARKSON VALLEY WARD 1	VOTES	PERCENT	WITH 1 OF 1 REPORTING	VOTES	PERCENT
(Vote for ) 1					
01 = JAMES F. MEYER	123	77.36			
02 = BERNARD A. SQUITIERI	35	22.01	03 = INVALID WRITE-IN	1	.63
	01	02	03		
0404 CHE4	123	35	1		

ALDERPERSON CLARKSON VALLEY WARD 2	VOTES	PERCENT	WITH 1 OF 1 REPORTING		
(Vote for ) 1					
01 = HONORA SCHILLER	92	95.83			
02 = INVALID WRITE-IN	4	4.17			
	01	02			
0409 CHE9	92	4			

ALDERPERSON CLARKSON VALLEY WARD 3	VOTES	PERCENT	WITH 1 OF 1 REPORTING		
(Vote for ) 1					
01 = F. SCOTT SCHULTZ	101	98.06			
02 = INVALID WRITE-IN	2	1.94			
	01	02			
0403 CHE3,11	101	2			

WE, THE BOARD OF ELECTION COMMISSIONERS OF ST. LOUIS COUNTY, MISSOURI, ACTING AS THE VERIFICATION BOARD PURSUANT TO SECTION 115.507, RSMO, HEREBY CERTIFY THE FOREGOING TO BE A TRUE AND CORRECT ABSTRACT OF VOTES CAST FOR THE CANDIDATES AND ISSUES AT THE MUNICIPAL GENERAL ELECTION HELD IN ST. LOUIS COUNTY, MISSOURI, ON APRIL 4, 2017. IN TESTIMONY WHEREOF, WE HAVE HEREUNTO SET OUR HAND AT OUR OFFICE IN MAPLEWOOD, ST. LOUIS COUNTY, MISSOURI, ON APRIL 17, 2017.

*Richard H. Kellett*  
RICHARD H. KELLETT, CHAIRMAN

*John W. Maupin*  
JOHN W. MAUPIN, SECRETARY

*Trudi McCollum Foushee*  
TRUDI MCCOLLUM FOUSHEE, COMMISSIONER



RUN DATE:04/17/17 09:58 AM

WITH 11 OF 11 PRECINCTS REPORTING

01 = REGISTERED VOTERS - TOTAL	TOTAL	PERCENT	03 = VOTER TURNOUT - TOTAL	TOTAL	PERCENT
02 = BALLOTS CAST - TOTAL	10,053			17,769	17.60
	1,769				
	01	02	03		
0502 CLA2	512	78	15.23		
0503 CLA3,11	2071	538	25.98		
0504 CLA4	550	125	22.73		
0508 CLA8,44	989	243	24.57		
0529 CLA29	70	10	14.29		
0552 CLA52	232	42	18.10		
1001 HAD1	2326	363	15.61		
1004 HAD4	939	8	.85		
1005 HAD5	483	53	10.97		
1014 HAD14	814	149	18.30		
1015 HAD15	1067	160	15.00		

WITH 3 OF 3 REPORTING

ALDERPERSON CLAYTON WARD 1 (Vote for ) 1	VOTES	PERCENT	
01 = RICHARD LINTZ	248	96.12	
02 = INVALID WRITE-IN	10	3.88	
	01	02	
1004 HAD4	6	0	
1014 HAD14	120	5	
1015 HAD15	122	5	

WITH 4 OF 4 REPORTING

ALDERPERSON CLAYTON WARD 2 (Vote for ) 1	VOTES	PERCENT	
01 = MICHELLE HARRIS	438	95.63	
02 = INVALID WRITE-IN	20	4.37	
	01	02	
0502 CLA2	66	2	
0552 CLA52	37	2	
1001 HAD1	293	12	
1005 HAD5	42	4	

WITH 4 OF 4 REPORTING

ALDERPERSON CLAYTON WARD 3 (Vote for ) 1	VOTES	PERCENT		VOTES	PERCENT
01 = MARK WININGS	615	71.51			
02 = JUSTIN PERRYMAN	243	28.26		03 = INVALID WRITE-IN	2 .23
	01	02	03		
0503 CLA3,11	350	153	0		
0504 CLA4	80	30	2		
0508 CLA8,44	182	54	0		
0529 CLA29	3	6	0		

WE, THE BOARD OF ELECTION COMMISSIONERS OF ST. LOUIS COUNTY, MISSOURI, ACTING AS THE VERIFICATION BOARD PURSUANT TO SECTION 115.507, RSMo, HEREBY CERTIFY THE FOREGOING TO BE A TRUE AND CORRECT ABSTRACT OF VOTES CAST FOR THE CANDIDATES AND ISSUES AT THE MUNICIPAL GENERAL ELECTION HELD IN ST. LOUIS COUNTY, MISSOURI, ON APRIL 4, 2017. IN TESTIMONY WHEREOF, WE HAVE HEREUNTO SET OUR HAND AT OUR OFFICE IN MAPLEWOOD, ST. LOUIS COUNTY, MISSOURI, ON APRIL 17, 2017.

*Richard H. Kellett*  
 RICHARD H. KELLETT, CHAIRMAN

*John W. Maupin*  
 JOHN W. MAUPIN, SECRETARY

*Trudi McCollum Foushee*  
 TRUDI MCCOLLUM FOUSHEE, COMMISSIONER



CITY OF COOL VALLEY  
RUN DATE:04/17/17 09:59 AM

GENERAL MUNICIPAL ELECTION  
ST. LOUIS COUNTY, MISSOURI  
TUESDAY, APRIL 4, 2017  
WITH 2 OF 2 PRECINCTS REPORTING

OFFICIAL FINAL RESULTS

01 = REGISTERED VOTERS - TOTAL  
02 = BALLOTS CAST - TOTAL

TOTAL PERCENT  
811  
145

03 = VOTER TURNOUT - TOTAL

TOTAL PERCENT  
17.88

	01	02	03
1904 NOR4	412	76	18.45
1910 NOR10	399	69	17.29

ALDERPERSON COOL VALLEY WARD 1  
(Vote For ) 1  
01 = DON JOHNSON  
02 = INVALID WRITE-IN

VOTES PERCENT

WITH 1 OF 1 REPORTING

62 98.88  
2 3.13

01 02

1910 NOR10 62 2

ALDERPERSON COOL VALLEY WARD 2  
(Vote For ) 1  
01 = ALVIN ROBINSON  
02 = INVALID WRITE-IN

VOTES PERCENT

WITH 1 OF 1 REPORTING

71 98.61  
1 1.39

01 02

1904 NOR4 71 1

WE, THE BOARD OF ELECTION COMMISSIONERS OF ST. LOUIS COUNTY, MISSOURI, ACTING AS THE VERIFICATION BOARD PURSUANT TO SECTION 115.507, RSMo, HEREBY CERTIFY THE FOREGOING TO BE A TRUE AND CORRECT ABSTRACT OF VOTES CAST FOR THE CANDIDATES AND ISSUES AT THE MUNICIPAL GENERAL ELECTION HELD IN ST. LOUIS COUNTY, MISSOURI, ON APRIL 4, 2017. IN TESTIMONY WHEREOF, WE HAVE HEREUNTO SET OUR HAND AT OUR OFFICE IN MAPLEWOOD, ST. LOUIS COUNTY, MISSOURI, ON APRIL 17, 2017.

*Richard H. Kellett*  
RICHARD H. KELLETT, CHAIRMAN

*John W. Maupin*  
JOHN W. MAUPIN, SECRETARY

*Trudi McCollum Foushee*  
TRUDI MCCOLLUM FOUSHEE, COMMISSIONER



VILLAGE OF COUNTRY LIFE ACRES  
 RUN DATE:04/17/17 10:00 AM

GENERAL MUNICIPAL ELECTION  
 ST. LOUIS COUNTY, MISSOURI  
 TUESDAY, APRIL 4, 2017  
 WITH 1 OF 1 PRECINCTS REPORTING

OFFICIAL FINAL RESULTS

01 = REGISTERED VOTERS - TOTAL  
 02 = BALLOTS CAST - TOTAL

TOTAL PERCENT  
 79 8

03 = VOTER TURNOUT - TOTAL

TOTAL PERCENT  
 10.13

-----  
 01 02 03  
 -----  
 79 . . 8 10.13  
 -----

0326 CC26

TRUSTEE COUNTRY LIFE ACRES  
 (Vote For ) 3  
 01 = JAMES GIARDINA  
 02 = TIMOTHY D. CLARK

VOTES PERCENT  
 8 33.33  
 7 29.17

WITH 1 OF 1 REPORTING  
 03 = SUSAN C. HOLMES  
 04 = INVALID WRITE-IN

VOTES PERCENT  
 8 33.33  
 1 4.17

-----  
 01 02 03 04  
 -----  
 8 7 8 1  
 -----

0326 CC26

WE, THE BOARD OF ELECTION COMMISSIONERS OF ST. LOUIS COUNTY, MISSOURI, ACTING AS THE VERIFICATION BOARD PURSUANT TO SECTION 115.507, RSMo, HEREBY CERTIFY THE FOREGOING TO BE A TRUE AND CORRECT ABSTRACT OF VOTES CAST FOR THE CANDIDATES AND ISSUES AT THE MUNICIPAL GENERAL ELECTION HELD IN ST. LOUIS COUNTY, MISSOURI, ON APRIL 4, 2017. IN TESTIMONY WHEREOF, WE HAVE HEREUNTO SET OUR HAND AT OUR OFFICE IN MAPLEWOOD, ST. LOUIS COUNTY, MISSOURI, ON APRIL 17, 2017.

*Richard H. Kellett*  
 RICHARD H. KELLETT, CHAIRMAN

*John W. Maupin*  
 JOHN W. MAUPIN, SECRETARY

*Trudi McCollum Foushee*  
 TRUDI MCCOLLUM FOUSHEE, COMMISSIONER



RUN DATE:04/17/17 10:00 AM

01 = REGISTERED VOTERS - TOTAL  
02 = BALLOTS CAST - TOTAL

TOTAL PERCENT  
9,718  
3,740

WITH 8 OF 8 PRECINCTS REPORTING  
03 = VOTER TURNOUT - TOTAL

TOTAL PERCENT  
38.49

	01	02	03
0901 GRA1	147	64	43.54
0904 GRA4,36,38	1676	603	35.98
0905 GRA5,46	2087	872	41.78
0906 GRA6,27	1425	448	31.44
0913 GRA13	296	115	38.85
0917 GRA17,20	1134	441	38.89
0924 GRA24,37,47	923	389	42.15
0928 GRA28,29,32	2030	808	39.80

WITH 8 OF 8 REPORTING

MAYOR CRESTWOOD  
(Vote for ) 1  
01 = GREGG ROBY  
02 = INVALID WRITE-IN

VOTES PERCENT  
2,904 93.62  
198 6.38

	01	02
0901 GRA1	43	11
0904 GRA4,36,38	456	25
0905 GRA5,46	693	43
0906 GRA6,27	327	34
0913 GRA13	85	8
0917 GRA17,20	345	27
0924 GRA24,37,47	312	14
0928 GRA28,29,32	643	36

WITH 8 OF 8 REPORTING

CRESTWOOD - PROPOSITION C  
\*\*TAX LEVY - GENERAL REVENUE\*\*  
(Vote for ) 1  
01 = YES  
02 = NO

VOTES PERCENT  
2,097 56.61  
1,607 43.39

	01	02
0901 GRA1	33	31
0904 GRA4,36,38	359	239
0905 GRA5,46	548	313
0906 GRA6,27	229	217
0913 GRA13	40	71
0917 GRA17,20	218	218
0924 GRA24,37,47	216	169
0928 GRA28,29,32	454	349

WE, THE BOARD OF ELECTION COMMISSIONERS OF ST. LOUIS COUNTY, MISSOURI, ACTING AS THE VERIFICATION BOARD PURSUANT TO SECTION 115.507,RSMo, HEREBY CERTIFY THE FOREGOING TO BE A TRUE AND CORRECT ABSTRACT OF VOTES CAST FOR THE CANDIDATES AND ISSUES AT THE MUNICIPAL GENERAL ELECTION HELD IN ST. LOUIS COUNTY, MISSOURI, ON APRIL 4,2017. IN TESTIMONY WHEREOF, WE HAVE HEREUNTO SET OUR HAND AT OUR OFFICE IN MAPLEWOOD, ST. LOUIS COUNTY, MISSOURI, ON APRIL 17, 2017.

*Richard H. Kellett*  
RICHARD H. KELLETT, CHAIRMAN

*John W. Maupin*  
JOHN W. MAUPIN, SECRETARY

*Trudi McCollum Foushee*  
TRUDI MCCOLLUM FOUSHEE, COMMISSIONER



	TOTAL	PERCENT		TOTAL	PERCENT
01 = REGISTERED VOTERS - TOTAL	13,808		03 = VOTER TURNOUT - TOTAL	2,502	18.12
02 = BALLOTS CAST - TOTAL	2,502				
	01	02	03		
0301 CC1	1341	225	16.78		
0304 CC4,54	522	49	9.39		
0309 CC9,11,16,21,28	1887	311	16.48		
0310 CC10	229	47	20.52		
0314 CC14	1625	338	20.80		
0323 CC23	1347	266	19.75		
0325 CC25	640	91	14.22		
0330 CC30	170	15	8.82		
0332 CC32,56	53	20	37.74		
0333 CC33,48,58	920	175	19.02		
0336 CC36,46	981	240	24.46		
0349 CC49	683	100	14.64		
0352 CC52	171	48	28.07		
0355 CC55	423	83	19.62		
1609 MHT9	1442	241	16.71		
1650 MHT50	915	155	16.94		
1651 MHT51	151	26	17.22		
1653 MHT53	116	39	33.62		
1655 MHT55	192	33	17.19		

WITH 5 OF 5 REPORTING

	VOTES	PERCENT
COUNCIL MEMBER CREVE COEUR WARD 1 (Vote for ) 1		
01 = ALEXIS TRAVERS	542	97.48
02 = INVALID WRITE-IN	14	2.52
	01	02
0323 CC23	203	5
0330 CC30	12	1
0332 CC32,56	17	0
0333 CC33,48,58	135	1
0336 CC36,46	175	7

WITH 6 OF 6 REPORTING

	VOTES	PERCENT
COUNCIL MEMBER CREVE COEUR WARD 2 (Vote for ) 1		
01 = ELLEN LAWRENCE	548	96.82
02 = INVALID WRITE-IN	18	3.18
	01	02
0304 CC4,54	40	1
0314 CC14	287	14
0325 CC25	80	2
0352 CC52	41	0
0355 CC55	70	1
1653 MHT53	30	0

WITH 4 OF 4 REPORTING

	VOTES	PERCENT
COUNCIL MEMBER CREVE COEUR WARD 3 (Vote for ) 1		
01 = CHARLOTTE D'ALFONSO	444	96.52
02 = INVALID WRITE-IN	16	3.48
	01	02
0309 CC9,11,16,21,28	264	8
0310 CC10	37	1
1650 MHT50	127	5
1651 MHT51	16	2

WITH 4 OF 4 REPORTING

	VOTES	PERCENT
COUNCIL MEMBER CREVE COEUR WARD 4 (Vote for ) 1		
01 = SCOTT SAUNDERS	487	95.12
02 = INVALID WRITE-IN	25	4.88
	01	02
0301 CC1	187	5
0349 CC49	87	3
1609 MHT9	192	8
1655 MHT55	21	9

WE, THE BOARD OF ELECTION COMMISSIONERS OF ST. LOUIS COUNTY, MISSOURI, ACTING AS THE VERIFICATION BOARD PURSUANT TO SECTION 115.507,RSMo, HEREBY CERTIFY THE FOREGOING TO BE A TRUE AND CORRECT ABSTRACT OF VOTES CAST FOR THE CANDIDATES AND ISSUES AT THE MUNICIPAL GENERAL ELECTION HELD IN ST. LOUIS COUNTY, MISSOURI, ON APRIL 4,2017. IN TESTIMONY WHEREOF, WE HAVE HEREUNTO SET OUR HAND AT OUR OFFICE IN MAPLEWOOD, ST. LOUIS COUNTY, MISSOURI, ON APRIL 17, 2017.

*Richard H. Kellett*  
 RICHARD H. KELLETT, CHAIRMAN

*John W. Maupin*  
 JOHN W. MAUPIN, SECRETARY

*Trudi McCollum Foushee*  
 TRUDI MCCOLLUM FOUSHEE, COMMISSIONER







CITY OF CRYSTAL LAKE PARK  
RUN DATE:04/17/17 10:01 AM

GENERAL MUNICIPAL ELECTION  
ST. LOUIS COUNTY, MISSOURI  
TUESDAY, APRIL 4, 2017  
WITH 2 OF 2 PRECINCTS REPORTING

OFFICIAL FINAL RESULTS

01 = REGISTERED VOTERS - TOTAL  
02 = BALLOTS CAST - TOTAL

TOTAL PERCENT  
416  
100

03 = VOTER TURNOUT - TOTAL

TOTAL PERCENT  
24.04

	01	02	03
1840 MR40	213	52	24.41
1842 MR42	203	48	23.65

ALDERPERSON CRYSTAL LAKE PARK WARD 1  
(Vote for ) 1  
01 = NANCY BROOKS  
02 = INVALID WRITE-IN

VOTES PERCENT

WITH 1 OF 1 REPORTING

42 97.67  
1 2.33

	01	02
1840 MR40	42	1

ALDERPERSON CRYSTAL LAKE PARK WARD 2  
(Vote for ) 1  
01 = DENNIS A. NAHNSEN  
02 = INVALID WRITE-IN

VOTES PERCENT

WITH 1 OF 1 REPORTING

43 93.48  
3 6.52

	01	02
1842 MR42	43	3

WE, THE BOARD OF ELECTION COMMISSIONERS OF ST. LOUIS COUNTY, MISSOURI, ACTING AS THE VERIFICATION BOARD PURSUANT TO SECTION 115.507, RSMO, HEREBY CERTIFY THE FOREGOING TO BE A TRUE AND CORRECT ABSTRACT OF VOTES CAST FOR THE CANDIDATES AND ISSUES AT THE MUNICIPAL GENERAL ELECTION HELD IN ST. LOUIS COUNTY, MISSOURI, ON APRIL 4, 2017. IN TESTIMONY WHEREOF, WE HAVE HEREUNTO SET OUR HAND AT OUR OFFICE IN MAPLEWOOD, ST. LOUIS COUNTY, MISSOURI, ON APRIL 17, 2017.

*Richard H. Kellett*  
RICHARD H. KELLETT, CHAIRMAN

*John W. Maupin*  
JOHN W. MAUPIN, SECRETARY

*Trudi McCollum Foushee*  
TRUDI MCCOLLUM FOUSHEE, COMMISSIONER



RUN DATE:04/17/17 10:01 AM

WITH 8 OF 8 PRECINCTS REPORTING

01 = REGISTERED VOTERS - TOTAL  
02 = BALLOTS CAST - TOTAL

TOTAL PERCENT  
3,295 610

03 = VOTER TURNOUT - TOTAL

TOTAL PERCENT  
18.51

	01	02	03
0704 FER4	106	26	24.53
0706 FER6	366	40	10.93
0707 FER7	402	70	17.41
0708 FER8	740	173	23.38
0709 FER9	553	96	17.36
0710 FER10,39	247	34	13.77
0725 FER25	2	0	.00
0728 FER28,30	879	171	19.45

WITH 8 OF 8 REPORTING

MAYOR DELLWOOD  
(Vote for ) 1  
01 = REGGIE JONES  
02 = INVALID WRITE-IN

VOTES PERCENT  
544 96.80  
18 3.20

	01	02
0704 FER4	26	0
0706 FER6	37	1
0707 FER7	63	3
0708 FER8	154	7
0709 FER9	81	4
0710 FER10,39	33	0
0725 FER25	0	0
0728 FER28,30	150	3

WITH 2 OF 2 REPORTING

ALDERPERSON DELLWOOD WARD 1  
(Vote for ) 1  
01 = LAMONT WILLIAMS  
02 = INVALID WRITE-IN

VOTES PERCENT  
106 94.64  
6 5.36

	01	02
0709 FER9	77	6
0710 FER10,39	29	0

WITH 1 OF 1 REPORTING

ALDERPERSON DELLWOOD WARD 2  
(Vote for ) 1  
01 = KENNETH ROBINSON  
02 = INVALID WRITE-IN

VOTES PERCENT  
137 100.00  
0

	01	02
0728 FER28,30	137	0

WITH 2 OF 2 REPORTING

ALDERPERSON DELLWOOD WARD 3  
(Vote for ) 1  
01 = ANJANEE' (ANN) WILKINS  
02 = TEONA MCGHAW-BOURE'

VOTES PERCENT  
119 70.41  
50 29.59

03 = INVALID WRITE-IN

VOTES PERCENT  
0

	01	02	03
0708 FER8	119	50	0
0725 FER25	0	0	0

WITH 3 OF 3 REPORTING

ALDERPERSON DELLWOOD WARD 4  
(Vote for ) 1  
01 = SHANON HOLT  
02 = INVALID WRITE-IN

VOTES PERCENT  
117 96.69  
4 3.31

	01	02
0704 FER4	23	0
0706 FER6	32	2
0707 FER7	62	2

WITH 8 OF 8 REPORTING

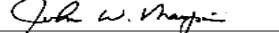
DELLWOOD - PROPOSITION E  
\*\*ELIMINATE ELECTED COLLECTOR\*\*  
(Vote for ) 1  
01 = YES  
02 = NO

VOTES PERCENT  
352 60.17  
233 39.83

	01	02
0704 FER4	14	11
0706 FER6	27	13
0707 FER7	41	25
0708 FER8	103	63
0709 FER9	53	41
0710 FER10,39	16	15
0725 FER25	0	0
0728 FER28,30	98	65

FOREGOING TO BE A TRUE AND CORRECT ABSTRACT OF VOTES CAST FOR THE CANDIDATES AND ISSUES AT THE MUNICIPAL GENERAL ELECTION HELD IN ST. LOUIS COUNTY, MISSOURI, ON APRIL 4, 2017. IN TESTIMONY WHEREOF, WE HAVE HEREUNTO SET OUR HAND AT OUR OFFICE IN MAPLEWOOD, ST. LOUIS COUNTY, MISSOURI, ON APRIL 17, 2017.

  
RICHARD H. KELLETT, CHAIRMAN

  
JOHN W. MAUPIN, SECRETARY

  
TRUDI MCCOLLUM FOUSHEE, COMMISSIONER



RUN DATE:04/17/17 10:01 AM

WITH 7 OF 7 PRECINCTS REPORTING

01 = REGISTERED VOTERS - TOTAL  
02 = BALLOTS CAST - TOTAL

TOTAL PERCENT  
7,220  
2,862

03 = VOTER TURNOUT - TOTAL

TOTAL PERCENT  
39.64

	01	02	03
1801 MR1,11	917	428	46.67
1805 MR5,28	996	347	34.84
1806 MR6	918	352	38.34
1808 MR8,12,15,24,41,47	1392	480	34.48
1819 MR19,22	1727	777	44.99
1833 MR33,54	546	112	20.51
1837 MR37,49	724	366	50.55

				WITH 7 OF 7 REPORTING			
				VOTES	PERCENT	VOTES	PERCENT
MUNICIPAL JUDGE DES PERES (Vote for ) 1				1,676	65.21		
01 = CHUCK BILLINGS				887	34.51	03 = INVALID WRITE-IN	7 .27
				01	02	03	
1801 MR1,11	214	158	1				
1805 MR5,28	267	68	1				
1806 MR6	189	142	0				
1808 MR8,12,15,24,41,47	336	99	1				
1819 MR19,22	386	264	2				
1833 MR33,54	67	31	2				
1837 MR37,49	217	125	0				

				WITH 2 OF 2 REPORTING			
				VOTES	PERCENT	VOTES	PERCENT
ALDERMAN DES PERES WARD 1 (Vote for ) 1				517	48.32		
01 = JANE LANGA				552	51.59	03 = INVALID WRITE-IN	1 .09
02 = BENJAMIN J. SANSONE							
				01	02	03	
1819 MR19,22	339	388	0				
1837 MR37,49	178	164	1				

				WITH 2 OF 2 REPORTING			
				VOTES	PERCENT	VOTES	PERCENT
ALDERMAN DES PERES WARD 2 (Vote for ) 1				555	69.38		
01 = JIM KLEINSCHMIDT				243	30.38	03 = INVALID WRITE-IN	2 .25
02 = CHRIS JONES							
				01	02	03	
1805 MR5,28	254	82	1				
1808 MR8,12,15,24,41,47	301	161	1				

				WITH 3 OF 3 REPORTING			
				VOTES	PERCENT	VOTES	PERCENT
ALDERMAN DES PERES WARD 3 (Vote for ) 1				716	99.03		
01 = SEAN P. CONCAGH				7	.97		
02 = INVALID WRITE-IN							
				01	02		
1801 MR1,11	329	2					
1806 MR6	292	1					
1833 MR33,54	95	4					

WE, THE BOARD OF ELECTION COMMISSIONERS OF ST. LOUIS COUNTY, MISSOURI, ACTING AS THE VERIFICATION BOARD PURSUANT TO SECTION 115.507,RSMO, HEREBY CERTIFY THE FOREGOING TO BE A TRUE AND CORRECT ABSTRACT OF VOTES CAST FOR THE CANDIDATES AND ISSUES AT THE MUNICIPAL GENERAL ELECTION HELD IN ST. LOUIS COUNTY, MISSOURI, ON APRIL 4,2017. IN TESTIMONY WHEREOF, WE HAVE HEREUNTO SET OUR HAND AT OUR OFFICE IN MAPLEWOOD, ST. LOUIS COUNTY, MISSOURI, ON APRIL 17, 2017.

*Richard H. Kellett*  
RICHARD H. KELLETT, CHAIRMAN

*John W. Maupin*  
JOHN W. MAUPIN, SECRETARY

*Trudi McCollum Foushee*  
TRUDI MCCOLLUM FOUSHEE, COMMISSIONER



CITY OF EDMUNDSON

GENERAL MUNICIPAL ELECTION  
ST. LOUIS COUNTY, MISSOURI  
TUESDAY, APRIL 4, 2017

OFFICIAL FINAL RESULTS

RUN DATE:04/17/17 10:02 AM

WITH 2 OF 2 PRECINCTS REPORTING

01 = REGISTERED VOTERS - TOTAL  
02 = BALLOTS CAST - TOTAL

TOTAL PERCENT  
423  
89

03 = VOTER TURNOUT - TOTAL

TOTAL PERCENT  
21.04

	01	02	03
0107 AP7	227	39	17.18
0143 AP43	196	50	25.51

WITH 2 OF 2 REPORTING

MAYOR EDMUNDSON  
(Vote for ) 1  
01 = JOHN GWALTNEY  
02 = INVALID WRITE-IN

VOTES PERCENT  
71 93.42  
5 6.58

	01	02
0107 AP7	31	3
0143 AP43	40	2

WITH 1 OF 1 REPORTING

ALDERPERSON EDMUNDSON WARD 1  
(Vote for ) 1  
01 = ADELE M.V. CROWN  
02 = GEORGE ACOSTA, II

VOTES PERCENT  
41 82.00  
9 18.00

03 = INVALID WRITE-IN

VOTES PERCENT  
0

	01	02	03
0143 AP43	41	9	0

WITH 1 OF 1 REPORTING

ALDERPERSON EDMUNDSON WARD 2  
(Vote for ) 1  
01 = TONY MIKULUS  
02 = INVALID WRITE-IN

VOTES PERCENT  
33 97.06  
1 2.94

	01	02
0107 AP7	33	1

WE, THE BOARD OF ELECTION COMMISSIONERS OF ST. LOUIS COUNTY, MISSOURI, ACTING AS THE VERIFICATION BOARD PURSUANT TO SECTION 115.507, RSMO, HEREBY CERTIFY THE FOREGOING TO BE A TRUE AND CORRECT ABSTRACT OF VOTES CAST FOR THE CANDIDATES AND ISSUES AT THE MUNICIPAL GENERAL ELECTION HELD IN ST. LOUIS COUNTY, MISSOURI, ON APRIL 4, 2017. IN TESTIMONY WHEREOF, WE HAVE HEREUNTO SET OUR HAND AT OUR OFFICE IN MAPLEWOOD, ST. LOUIS COUNTY, MISSOURI, ON APRIL 17, 2017.

*Richard H. Kellett*  
RICHARD H. KELLETT, CHAIRMAN

*John W. Maupin*  
JOHN W. MAUPIN, SECRETARY

*Trudi McCollum Foushee*  
TRUDI MCCOLLUM FOUSHEE, COMMISSIONER



RUN DATE:04/17/17 10:02 AM

WITH 12 OF 12 PRECINCTS REPORTING

	TOTAL	PERCENT		TOTAL	PERCENT
01 = REGISTERED VOTERS - TOTAL	7,130		03 = VOTER TURNOUT - TOTAL	24.54	
02 = BALLOTS CAST - TOTAL	1,750				
	01	02	03		
0423 CHE23	103	17	16.50		
2801 WH1	677	133	19.65		
2814 WH14,17,25	1313	330	25.13		
2816 WH16,36	670	153	22.84		
2826 WH26	20	5	25.00		
2827 WH27	1184	366	30.91		
2830 WH30	229	72	31.44		
2831 WH31	1054	232	22.01		
2835 WH35	577	136	23.57		
2837 WH37	259	82	31.66		
2839 WH39	201	42	20.90		
2840 WH40	843	182	21.59		

WITH 5 OF 5 REPORTING

	VOTES	PERCENT		VOTES	PERCENT
COUNCIL MEMBER ELLISVILLE DISTRICT 1 (Vote for ) 1					
01 = GARY VOSS	461	95.45			
02 = INVALID WRITE-IN	22	4.55			
	01	02			
0423 CHE23	17	0			
2830 WH30	54	1			
2831 WH31	200	15			
2839 WH39	32	4			
2840 WH40	158	2			

WITH 4 OF 4 REPORTING

	VOTES	PERCENT		VOTES	PERCENT
COUNCIL MEMBER ELLISVILLE DISTRICT 2 (Vote for ) 1					
01 = KEN NEWHOUSE	238	50.21			
02 = MICK CAHILL	233	49.16	03 = INVALID WRITE-IN	3	.63
	01	02	03		
2801 WH1	56	68	2		
2816 WH16,36	70	77	0		
2835 WH35	70	56	0		
2837 WH37	42	32	1		

WITH 3 OF 3 REPORTING

	VOTES	PERCENT		VOTES	PERCENT
COUNCIL MEMBER ELLISVILLE DISTRICT 3 (Vote for ) 1					
01 = MIKE ROEMERMAN	133	20.03	03 = SUZANNE GUNDLACH	231	34.79
02 = CYNTHIA (CINDY) POOL	298	44.88	04 = INVALID WRITE-IN	2	.30
	01	02	03	04	
2814 WH14,17,25	84	146	77	2	
2826 WH26	2	2	0	0	
2827 WH27	47	150	154	0	

WE, THE BOARD OF ELECTION COMMISSIONERS OF ST. LOUIS COUNTY, MISSOURI, ACTING AS THE VERIFICATION BOARD PURSUANT TO SECTION 115.507,RSMo, HEREBY CERTIFY THE FOREGOING TO BE A TRUE AND CORRECT ABSTRACT OF VOTES CAST FOR THE CANDIDATES AND ISSUES AT THE MUNICIPAL GENERAL ELECTION HELD IN ST. LOUIS COUNTY, MISSOURI, ON APRIL 4,2017. IN TESTIMONY WHEREOF, WE HAVE HEREUNTO SET OUR HAND AT OUR OFFICE IN MAPLEWOOD, ST. LOUIS COUNTY, MISSOURI, ON APRIL 17, 2017.

*Richard H. Kellett*  
RICHARD H. KELLETT, CHAIRMAN

*John W. Maupin*  
JOHN W. MAUPIN, SECRETARY

*Trudi McCollum Foushee*  
TRUDI MCCOLLUM FOUSHEE, COMMISSIONER



CITY OF EUREKA  
 RUN DATE:04/17/17 10:03 AM

GENERAL MUNICIPAL ELECTION  
 ST. LOUIS COUNTY, MISSOURI  
 TUESDAY, APRIL 4, 2017

OFFICIAL FINAL RESULTS

			TOTAL	PERCENT	WITH 6 OF 6 PRECINCTS REPORTING			TOTAL	PERCENT
01 = REGISTERED VOTERS - TOTAL			7,234		03 = VOTER TURNOUT - TOTAL			29.75	
02 = BALLOTS CAST - TOTAL			2,152						
	01	02	03						
1513 MER13,19	2907	911	31.34						
1514 MER14	2	0	.00						
1517 MER17	1704	463	27.17						
1518 MER18	1120	285	25.45						
1522 MER22	966	334	34.58						
1530 MER30	535	159	29.72						

			VOTES	PERCENT	WITH 6 OF 6 REPORTING		
MARSHAL EUREKA							
(Vote for ) 1							
01 = MICHAEL A. WIEGAND			1,921	98.97			
02 = INVALID WRITE-IN			20	1.03			
	01	02					
1513 MER13,19	799	11					
1514 MER14	0	0					
1517 MER17	415	2					
1518 MER18	244	1					
1522 MER22	312	5					
1530 MER30	151	1					

			VOTES	PERCENT	WITH 2 OF 2 REPORTING		
ALDERPERSON EUREKA WARD 1							
(Vote for ) 1							
01 = WES SIR			678	96.72			
02 = INVALID WRITE-IN			23	3.28			
	01	02					
1517 MER17	392	7					
1522 MER22	286	16					

			VOTES	PERCENT	WITH 2 OF 2 REPORTING			VOTES	PERCENT
ALDERPERSON EUREKA WARD 2									
(Vote for ) 1									
01 = BRYAN KIEFER			187	45.06	03 = INVALID WRITE-IN		2	.48	
02 = CARLEEN MURRAY			226	54.46					
	01	02	03						
1518 MER18	123	147	0						
1530 MER30	64	79	2						

			VOTES	PERCENT	WITH 2 OF 2 REPORTING			VOTES	PERCENT
ALDERPERSON EUREKA WARD 3									
(Vote for ) 1									
01 = SHANNON BRITT			398	47.04	03 = INVALID WRITE-IN		1	.12	
02 = STEVE GRZYB			447	52.84					
	01	02	03						
1513 MER13,19	398	447	1						
1514 MER14	0	0	0						

WE, THE BOARD OF ELECTION COMMISSIONERS OF ST. LOUIS COUNTY, MISSOURI, ACTING AS THE VERIFICATION BOARD PURSUANT TO SECTION 115.507, RSMO, HEREBY CERTIFY THE FOREGOING TO BE A TRUE AND CORRECT ABSTRACT OF VOTES CAST FOR THE CANDIDATES AND ISSUES AT THE MUNICIPAL GENERAL ELECTION HELD IN ST. LOUIS COUNTY, MISSOURI, ON APRIL 4, 2017. IN TESTIMONY WHEREOF, WE HAVE HEREUNTO SET OUR HAND AT OUR OFFICE IN MAPLEWOOD, ST. LOUIS COUNTY, MISSOURI, ON APRIL 17, 2017.

*Richard H. Kellett*  
 RICHARD H. KELLETT, CHAIRMAN

*John W. Maupin*  
 JOHN W. MAUPIN, SECRETARY

*Trudi McCollum Foushee*  
 TRUDI MCCOLLUM FOUSHEE, COMMISSIONER





CITY OF FENTON  
RUN DATE:04/17/17 10:03 AM

GENERAL MUNICIPAL ELECTION  
ST. LOUIS COUNTY, MISSOURI  
TUESDAY, APRIL 4, 2017  
WITH 6 OF 6 PRECINCTS REPORTING

OFFICIAL FINAL RESULTS

01 = REGISTERED VOTERS - TOTAL  
02 = BALLOTS CAST - TOTAL

TOTAL 3,202  
PERCENT 1,533

03 = VOTER TURNOUT - TOTAL

TOTAL PERCENT  
47.88

	01	02	03
0203 BON3	494	249	50.40
0221 BON21	978	471	48.16
0228 BON28	132	55	41.67
0237 BON37	857	385	44.92
0238 BON38	684	341	49.85
0239 BON39	57	32	56.14

			VOTES	PERCENT	WITH 6 OF 6 REPORTING	VOTES	PERCENT
MAYOR FENTON (Vote for ) 1							
01 = JOE MAURATH			594	39.21			
02 = JOSH VOYLES			919	60.66	03 = INVALID WRITE-IN	2	.13
			01	02	03		
0203 BON3	89	157	0				
0221 BON21	182	285	1				
0228 BON28	26	29	0				
0237 BON37	99	277	0				
0238 BON38	178	159	1				
0239 BON39	20	12	0				

			VOTES	PERCENT	WITH 1 OF 1 REPORTING	VOTES	PERCENT
ALDERPERSON FENTON WARD 1 (Vote for ) 1							
01 = ANDREW SOBEY, JR.			258	72.68			
02 = MIKE JONES			97	27.32	03 = INVALID WRITE-IN	0	
			01	02	03		
0237 BON37	258	97	0				

			VOTES	PERCENT	WITH 2 OF 2 REPORTING	VOTES	PERCENT
ALDERPERSON FENTON WARD 2 (Vote for ) 1							
01 = GARY SIEBERT			162	43.09			
02 = GREG HEFELE			214	56.91	03 = INVALID WRITE-IN	0	
			01	02	03		
0228 BON28	29	26	0				
0238 BON38	133	188	0				

			VOTES	PERCENT	WITH 2 OF 2 REPORTING	VOTES	PERCENT
ALDERPERSON FENTON WARD 3 (Vote for ) 1							
01 = CHRIS CLAUSS			154	55.00			
02 = DARLYS PRESLAR			126	45.00	03 = INVALID WRITE-IN	0	
			01	02	03		
0203 BON3	134	114	0				
0239 BON39	20	12	0				

			VOTES	PERCENT	WITH 1 OF 1 REPORTING	VOTES	PERCENT
ALDERPERSON FENTON WARD 4 (Vote for ) 1							
01 = JAMES MAULLER			222	48.58			
02 = VERA J. GLICK			234	51.20	03 = INVALID WRITE-IN	1	.22
			01	02	03		
0221 BON21	222	234	1				

WE, THE BOARD OF ELECTION COMMISSIONERS OF ST. LOUIS COUNTY, MISSOURI, ACTING AS THE VERIFICATION BOARD PURSUANT TO SECTION 115.507, RSMO, HEREBY CERTIFY THE FOREGOING TO BE A TRUE AND CORRECT ABSTRACT OF VOTES CAST FOR THE CANDIDATES AND ISSUES AT THE MUNICIPAL GENERAL ELECTION HELD IN ST. LOUIS COUNTY, MISSOURI, ON APRIL 4, 2017. IN TESTIMONY WHEREOF, WE HAVE HEREUNTO SET OUR HAND AT OUR OFFICE IN MAPLEWOOD, ST. LOUIS COUNTY, MISSOURI, ON APRIL 17, 2017.

*Richard H. Kellett*  
RICHARD H. KELLETT, CHAIRMAN

*John W. Maupin*  
JOHN W. MAUPIN, SECRETARY

*Trudi McCollum Foushee*  
TRUDI MCCOLLUM FOUSHEE, COMMISSIONER



CITY OF FERGUSON  
 RUN DATE:04/17/17 10:03 AM

GENERAL MUNICIPAL ELECTION  
 ST. LOUIS COUNTY, MISSOURI  
 TUESDAY, APRIL 4, 2017  
 WITH 13 OF 13 PRECINCTS REPORTING

OFFICIAL FINAL RESULTS

	TOTAL	PERCENT		TOTAL	PERCENT
01 = REGISTERED VOTERS - TOTAL	12,991		03 = VOTER TURNOUT - TOTAL	29.00	
02 = BALLOTS CAST - TOTAL	3,768				
	01	02	03		
0702 FER2	542	.178	32.84		
0705 FER5	1111	.470	42.30		
0712 FER12,20,31,32 NRW25	2115	.761	35.98		
0721 FER21,34,35	2018	.533	26.41		
0733 FER33,38	1427	.624	43.73		
2001 NRW1	147	.11	7.48		
2007 NRW7,17	1671	.415	24.84		
2009 NRW9	19	.7	36.84		
2019 NRW19	1295	.346	26.72		
2021 NRW21	1363	.259	19.00		
2026 NRW26	322	.83	25.78		
2027 NRW27	52	.8	15.38		
2028 NRW28,32	909	.73	8.03		

	VOTES	PERCENT	WITH 13 OF 13 REPORTING	VOTES	PERCENT
MAYOR FERGUSON					
(Vote for ) 1					
01 = ELLA JONES	1,594	42.64			
02 = JAMES W. KNOWLES, III	2,133	57.06	03 = INVALID WRITE-IN	11	.29
	01	02	03		
0702 FER2	128	49	0		
0705 FER5	179	288	0		
0712 FER12,20,31,32 NRW25	222	531	4		
0721 FER21,34,35	233	290	1		
0733 FER33,38	186	434	3		
2001 NRW1	9	2	0		
2007 NRW7,17	202	209	2		
2009 NRW9	2	5	0		
2019 NRW19	148	191	0		
2021 NRW21	163	94	1		
2026 NRW26	61	20	0		
2027 NRW27	6	2	0		
2028 NRW28,32	55	18	0		

	VOTES	PERCENT	WITH 13 OF 13 REPORTING
FERGUSON - PROPOSITION A			
**CITY CHARTER - POLICE VIDEO SYSTEMS**			
(Vote for ) 1			
01 = YES	2,597	70.71	
02 = NO	1,076	29.29	
	01	02	
0702 FER2	155	20	
0705 FER5	329	128	
0712 FER12,20,31,32 NRW25	485	257	
0721 FER21,34,35	383	133	
0733 FER33,38	378	234	
2001 NRW1	9	1	
2007 NRW7,17	308	100	
2009 NRW9	4	2	
2019 NRW19	220	120	
2021 NRW21	192	56	
2026 NRW26	67	13	
2027 NRW27	4	4	
2028 NRW28,32	63	8	

WE, THE BOARD OF ELECTION COMMISSIONERS OF ST. LOUIS COUNTY, MISSOURI, ACTING AS THE VERIFICATION BOARD PURSUANT TO SECTION 115.507,RSMo, HEREBY CERTIFY THE FOREGOING TO BE A TRUE AND CORRECT ABSTRACT OF VOTES CAST FOR THE CANDIDATES AND ISSUES AT THE MUNICIPAL GENERAL ELECTION HELD IN ST. LOUIS COUNTY, MISSOURI, ON APRIL 4,2017. IN TESTIMONY WHEREOF, WE HAVE HEREUNTO SET OUR HAND AT OUR OFFICE IN MAPLEWOOD, ST. LOUIS COUNTY, MISSOURI, ON APRIL 17, 2017.

*Richard H. Kellett*  
 RICHARD H. KELLETT, CHAIRMAN

*John W. Maupin*  
 JOHN W. MAUPIN, SECRETARY

*Trudi McCollum Foushee*  
 TRUDI MCCOLLUM FOUSHEE, COMMISSIONER



CITY OF FLORDELL HILLS  
 RUN DATE:04/17/17 10:04 AM

GENERAL MUNICIPAL ELECTION  
 ST. LOUIS COUNTY, MISSOURI  
 TUESDAY, APRIL 4, 2017  
 WITH 2 OF 2 PRECINCTS REPORTING

OFFICIAL FINAL RESULTS

01 = REGISTERED VOTERS - TOTAL  
 02 = BALLOTS CAST - TOTAL

TOTAL PERCENT  
 474  
 53

03 = VOTER TURNOUT - TOTAL

TOTAL PERCENT  
 11.18

	01	02	03
2040 NRW40	202	19	9.41
2041 NRW41	272	34	12.50

MAYOR FLORDELL HILLS  
 (Vote for ) 1  
 01 = JOSEPH R. NOETH  
 02 = INVALID WRITE-IN

VOTES PERCENT  
 36 80.00  
 9 20.00

WITH 2 OF 2 REPORTING

	01	02
2040 NRW40	11	2
2041 NRW41	25	7

ALDERPERSON FLORDELL HILLS WARD 1  
 (Vote for ) 1  
 01 = DEBBIE ANN DAVIS  
 02 = ARTHUR C. HAMILTON

VOTES PERCENT  
 8 42.11  
 3 15.79

WITH 1 OF 1 REPORTING

VOTES PERCENT  
 8 42.11  
 0

	01	02	03	04
2040 NRW40	8	3	8	0

ALDERPERSON FLORDELL HILLS WARD 2  
 (Vote for ) 1  
 01 = DARREL VAUGHT  
 02 = INVALID WRITE-IN

VOTES PERCENT  
 31 93.94  
 2 6.06

WITH 1 OF 1 REPORTING

	01	02
2041 NRW41	31	2

WE, THE BOARD OF ELECTION COMMISSIONERS OF ST. LOUIS COUNTY, MISSOURI, ACTING AS THE VERIFICATION BOARD PURSUANT TO SECTION 115.507,RSMO, HEREBY CERTIFY THE FOREGOING TO BE A TRUE AND CORRECT ABSTRACT OF VOTES CAST FOR THE CANDIDATES AND ISSUES AT THE MUNICIPAL GENERAL ELECTION HELD IN ST. LOUIS COUNTY, MISSOURI, ON APRIL 4,2017. IN TESTIMONY WHEREOF, WE HAVE HEREUNTO SET OUR HAND AT OUR OFFICE IN MAPLEWOOD, ST. LOUIS COUNTY, MISSOURI, ON APRIL 17, 2017.

*Richard H. Kellett*  
 RICHARD H. KELLETT, CHAIRMAN

*John W. Maupin*  
 JOHN W. MAUPIN, SECRETARY

*Trudi McCollum Foushee*  
 TRUDI MCCOLLUM FOUSHEE, COMMISSIONER



RUN DATE:04/17/17 10:05 AM

WITH 17 OF 17 PRECINCTS REPORTING

01 = REGISTERED VOTERS - TOTAL  
02 = BALLOTS CAST - TOTAL

TOTAL  
15,761  
3,331

03 = VOTER TURNOUT - TOTAL

TOTAL PERCENT  
21.13

	01	02	03
0801 FLO1 LC7	943	211	22.38
0802 FLO2,32	1141	224	19.63
0803 FLO3	1553	335	21.57
0804 FLO4	1458	331	22.70
0805 FLO5	736	163	22.15
0809 FLO9	1391	273	19.63
0812 FLO12	381	127	33.33
0814 FLO14	1277	351	27.49
0815 FLO15 LC10	1305	236	18.08
0816 FLO16	1436	260	18.11
0821 FLO21,27 LC27	1246	266	21.35
1302 LC2	709	152	21.44
1306 LC6	391	65	16.62
1333 LC33	192	22	11.46
2108 NW8	803	194	24.16
2115 NW15	464	45	9.70
2520 SPL20	335	76	22.69

WITH 5 OF 5 REPORTING

COUNCIL MEMBER FLORISSANT WARD 2  
(Vote for ) 1  
01 = TIM JONES  
02 = INVALID WRITE-IN

VOTES PERCENT  
602 95.71  
27 4.29

	01	02
0815 FLO15 LC10	213	5
1302 LC2	134	10
1306 LC6	53	7
2108 NW8	168	4
2115 NW15	34	1

WITH 4 OF 4 REPORTING

COUNCIL MEMBER FLORISSANT WARD 4  
(Vote for ) 1  
01 = JEFF CAPUTA  
02 = BENJAMIN HAMMOND (227) W/I

VOTES PERCENT  
490 67.12  
240 32.88

	01	02
0801 FLO1 LC7	120	76
0809 FLO9	191	72
0821 FLO21,27 LC27	164	86
1333 LC33	15	6

WITH 4 OF 4 REPORTING

COUNCIL MEMBER FLORISSANT WARD 6  
(Vote for ) 1  
01 = GERARD J. HENKE  
02 = INVALID WRITE-IN

VOTES PERCENT  
774 93.37  
55 6.63

	01	02
0802 FLO2,32	189	4
0812 FLO12	104	7
0814 FLO14	267	36
0816 FLO16	214	8

WITH 4 OF 4 REPORTING

COUNCIL MEMBER FLORISSANT WARD 8  
(Vote for ) 1  
01 = MARK SCHMIDT  
02 = ROBERT PARSON, JR.

VOTES PERCENT  
364 41.32  
514 58.34

03 = INVALID WRITE-IN

VOTES PERCENT  
3 .34

	01	02	03
0803 FLO3	137	187	1
0804 FLO4	139	182	2
0805 FLO5	71	86	0
2520 SPL20	17	59	0

WE, THE BOARD OF ELECTION COMMISSIONERS OF ST. LOUIS COUNTY, MISSOURI, ACTING AS THE VERIFICATION BOARD PURSUANT TO SECTION 115.507,RSMo, HEREBY CERTIFY THE FOREGOING TO BE A TRUE AND CORRECT ABSTRACT OF VOTES CAST FOR THE CANDIDATES AND ISSUES AT THE MUNICIPAL GENERAL ELECTION HELD IN ST. LOUIS COUNTY, MISSOURI, ON APRIL 4,2017. IN TESTIMONY WHEREOF, WE HAVE HEREUNTO SET OUR HAND AT OUR OFFICE IN MAPLEWOOD, ST. LOUIS COUNTY, MISSOURI, ON APRIL 17, 2017.

*Richard H. Kellett*  
RICHARD H. KELLETT, CHAIRMAN

*John W. Maupin*  
JOHN W. MAUPIN, SECRETARY

*Trudi McCollum Foushee*  
TRUDI MCCOLLUM FOUSHEE, COMMISSIONER



RUN DATE:04/17/17 10:05 AM

WITH 4 OF 4 PRECINCTS REPORTING

01 = REGISTERED VOTERS - TOTAL  
02 = BALLOTS CAST - TOTAL

TOTAL 3,044  
PERCENT 979

03 = VOTER TURNOUT - TOTAL

TOTAL PERCENT 32.16

	01	02	03
0327 CC27	1056	334	31.63
1831 MR31,51	971	285	29.35
1834 MR34	495	207	41.82
1846 MR46	522	153	29.31

WITH 4 OF 4 REPORTING

MAYOR FRONTENAC  
(Vote for ) 1  
01 = KATE HATFIELD  
02 = MARGOT M. MARTIN

VOTES PERCENT  
458 48.11  
494 51.89

03 = INVALID WRITE-IN

VOTES PERCENT  
0

	01	02	03
0327 CC27	132	197	0
1831 MR31,51	168	111	0
1834 MR34	89	103	0
1846 MR46	69	83	0

WITH 2 OF 2 REPORTING

ALDERPERSON FRONTENAC WARD 1  
(Vote for ) 1  
01 = MICHAEL MARGRAF  
02 = (DANIEL F.) DAN KEMPER

VOTES PERCENT  
87 32.95  
175 66.29

03 = INVALID WRITE-IN

VOTES PERCENT  
2 .76

	01	02	03
1834 MR34	42	113	0
1846 MR46	45	62	2

WITH 1 OF 1 REPORTING

ALDERPERSON FRONTENAC WARD 2  
(Vote for ) 1  
01 = NALINI S. MAHADEVAN  
02 = INVALID WRITE-IN

VOTES PERCENT  
233 97.90  
5 2.10

	01	02
0327 CC27	233	5

WITH 1 OF 1 REPORTING

ALDERPERSON FRONTENAC WARD 3  
(Vote for ) 1  
01 = TOM O'BRIEN  
02 = INVALID WRITE-IN

VOTES PERCENT  
235 97.92  
5 2.08

	01	02
1831 MR31,51	235	5

WE, THE BOARD OF ELECTION COMMISSIONERS OF ST. LOUIS COUNTY, MISSOURI, ACTING AS THE VERIFICATION BOARD PURSUANT TO SECTION 115.507, RSMO, HEREBY CERTIFY THE FOREGOING TO BE A TRUE AND CORRECT ABSTRACT OF VOTES CAST FOR THE CANDIDATES AND ISSUES AT THE MUNICIPAL GENERAL ELECTION HELD IN ST. LOUIS COUNTY, MISSOURI, ON APRIL 4, 2017. IN TESTIMONY WHEREOF, WE HAVE HEREUNTO SET OUR HAND AT OUR OFFICE IN MAPLEWOOD, ST. LOUIS COUNTY, MISSOURI, ON APRIL 17, 2017.

*Richard H. Kellett*  
RICHARD H. KELLETT, CHAIRMAN

*John W. Maupin*  
JOHN W. MAUPIN, SECRETARY

*Trudi McCollum Foushee*  
TRUDI MCCOLLUM FOUSHEE, COMMISSIONER



VILLAGE OF GLEN ECHO PARK  
 RUN DATE:04/17/17 10:05 AM

GENERAL MUNICIPAL ELECTION  
 ST. LOUIS COUNTY, MISSOURI  
 TUESDAY, APRIL 4, 2017  
 WITH 1 OF 1 PRECINCTS REPORTING

OFFICIAL FINAL RESULTS

01 = REGISTERED VOTERS - TOTAL  
 02 = BALLOTS CAST - TOTAL

TOTAL PERCENT  
 114  
 25

03 = VOTER TURNOUT - TOTAL

TOTAL PERCENT  
 21.93

01	02	03
114	25	21.93

1940 NOR40

TRUSTEE GLEN ECHO PARK  
 (Vote for ) 3  
 01 = WARREN L. PAUL, JR.  
 02 = LEROY JACKSON

VOTES PERCENT  
 23 34.85  
 20 30.30

WITH 1 OF 1 REPORTING  
 03 = DAN I. WILLIAMS  
 04 = INVALID WRITE-IN

VOTES PERCENT  
 22 33.33  
 1 1.52

01	02	03	04
23	20	22	1

1940 NOR40

WE, THE BOARD OF ELECTION COMMISSIONERS OF ST. LOUIS COUNTY, MISSOURI, ACTING AS THE VERIFICATION BOARD PURSUANT TO SECTION 115.507, RSMo, HEREBY CERTIFY THE FOREGOING TO BE A TRUE AND CORRECT ABSTRACT OF VOTES CAST FOR THE CANDIDATES AND ISSUES AT THE MUNICIPAL GENERAL ELECTION HELD IN ST. LOUIS COUNTY, MISSOURI, ON APRIL 4, 2017. IN TESTIMONY WHEREOF, WE HAVE HEREUNTO SET OUR HAND AT OUR OFFICE IN MAPLEWOOD, ST. LOUIS COUNTY, MISSOURI, ON APRIL 17, 2017.

*Richard H. Kellett*  
 RICHARD H. KELLETT, CHAIRMAN

*John W. Maupin*  
 JOHN W. MAUPIN, SECRETARY

*Trudi McCollum Foushee*  
 TRUDI MCCOLLUM FOUSHEE, COMMISSIONER



RUN DATE:04/17/17 10:06 AM

01 = REGISTERED VOTERS - TOTAL  
02 = BALLOTS CAST - TOTAL

TOTAL PERCENT  
4,783  
2,063

WITH 6 OF 6 PRECINCTS REPORTING

03 = VOTER TURNOUT - TOTAL

TOTAL PERCENT  
43.13

	01	02	03
1102 JEF2,33	253	36	14.23
1132 JEF32	1534	690	44.98
1134 JEF34	1169	571	48.85
1135 JEF35	81	14	17.28
1136 JEF36	318	83	26.10
1137 JEF37	1428	669	46.85

WITH 6 OF 6 REPORTING

MAYOR GLENDALE  
(Vote for ) 1  
01 = RICHARD J. MAGEE  
02 = INVALID WRITE-IN

VOTES PERCENT  
1,790 97.28  
50 2.72

	01	02
1102 JEF2,33	24	1
1132 JEF32	591	21
1134 JEF34	498	12
1135 JEF35	13	0
1136 JEF36	76	3
1137 JEF37	588	13

WITH 2 OF 2 REPORTING

ALDERPERSON GLENDALE WARD 1  
(Vote for ) 1  
01 = PAUL E. ROETTGER  
02 = INVALID WRITE-IN

VOTES PERCENT  
590 98.99  
6 1.01

	01	02
1132 JEF32	577	6
1135 JEF35	13	0

WITH 2 OF 2 REPORTING

ALDERPERSON GLENDALE WARD 2  
(Vote for ) 1  
01 = MICHAEL J. BAUGUS  
02 = INVALID WRITE-IN

VOTES PERCENT  
589 98.33  
10 1.67

	01	02
1102 JEF2,33	25	2
1137 JEF37	564	8

WITH 2 OF 2 REPORTING

ALDERPERSON GLENDALE WARD 3  
(Vote for ) 1  
01 = JOHN J. SCHUSTER  
02 = INVALID WRITE-IN

VOTES PERCENT  
563 98.77  
7 1.23

	01	02
1134 JEF34	487	6
1136 JEF36	76	1

WE, THE BOARD OF ELECTION COMMISSIONERS OF ST. LOUIS COUNTY, MISSOURI, ACTING AS THE VERIFICATION BOARD PURSUANT TO SECTION 115.507, RSMO, HEREBY CERTIFY THE FOREGOING TO BE A TRUE AND CORRECT ABSTRACT OF VOTES CAST FOR THE CANDIDATES AND ISSUES AT THE MUNICIPAL GENERAL ELECTION HELD IN ST. LOUIS COUNTY, MISSOURI, ON APRIL 4, 2017. IN TESTIMONY WHEREOF, WE HAVE HEREUNTO SET OUR HAND AT OUR OFFICE IN MAPLEWOOD, ST. LOUIS COUNTY, MISSOURI, ON APRIL 17, 2017.

*Richard H. Kellett*  
RICHARD H. KELLETT, CHAIRMAN

*John W. Maupin*  
JOHN W. MAUPIN, SECRETARY

*Trudi McCollum Foushee*  
TRUDI MCCOLLUM FOUSHEE, COMMISSIONER



CITY OF GREENDALE

GENERAL MUNICIPAL ELECTION  
ST. LOUIS COUNTY, MISSOURI  
TUESDAY, APRIL 4, 2017

OFFICIAL FINAL RESULTS

RUN DATE:04/17/17 10:07 AM

01 = REGISTERED VOTERS - TOTAL  
02 = BALLOTS CAST - TOTAL

TOTAL PERCENT  
499  
161

WITH 1 OF 1 PRECINCTS REPORTING

03 = VOTER TURNOUT - TOTAL

TOTAL PERCENT  
32.26

01 02 03  
499 161 32.26

1916 NOR16

ALDERPERSON-AT-LARGE GREENDALE  
(Vote For ) 2  
01 = ALEXANDER (ALEX) HERMAN  
02 = DORIS TROJCAK

VOTES PERCENT  
80 33.06  
117 48.35

WITH 1 OF 1 REPORTING

03 = AARIN BOOKER  
04 = INVALID WRITE-IN

VOTES PERCENT  
44 18.18  
1 .41

01 02 03 04  
80 117 44 1

1916 NOR16

WE, THE BOARD OF ELECTION COMMISSIONERS OF ST. LOUIS COUNTY, MISSOURI, ACTING AS THE VERIFICATION BOARD PURSUANT TO SECTION 115.507, RSMo, HEREBY CERTIFY THE FOREGOING TO BE A TRUE AND CORRECT ABSTRACT OF VOTES CAST FOR THE CANDIDATES AND ISSUES AT THE MUNICIPAL GENERAL ELECTION HELD IN ST. LOUIS COUNTY, MISSOURI, ON APRIL 4, 2017. IN TESTIMONY WHEREOF, WE HAVE HEREUNTO SET OUR HAND AT OUR OFFICE IN MAPLEWOOD, ST. LOUIS COUNTY, MISSOURI, ON APRIL 17, 2017.

*Richard H. Kellett*  
RICHARD H. KELLETT, CHAIRMAN

*John W. Maupin*  
JOHN W. MAUPIN, SECRETARY

*Trudi McCollum Foushee*  
TRUDI MCCOLLUM FOUSHEE, COMMISSIONER





VILLAGE OF HANLEY HILLS  
 RUN DATE:04/17/17 10:07 AM

GENERAL MUNICIPAL ELECTION  
 ST. LOUIS COUNTY, MISSOURI  
 TUESDAY, APRIL 4, 2017

OFFICIAL FINAL RESULTS

	TOTAL	PERCENT	WITH 1 OF 1 PRECINCTS REPORTING	TOTAL	PERCENT
01 = REGISTERED VOTERS - TOTAL	1,414				
02 = BALLOTS CAST - TOTAL	289		03 = VOTER TURNOUT - TOTAL	20.44	
	01	02	03		
2736 UNV36	1414	289	20.44		

	VOTES	PERCENT	WITH 1 OF 1 REPORTING	VOTES	PERCENT
TRUSTEE HANLEY HILLS (Vote for ) 5					
01 = MIA A. SHIELDS	199	18.22	05 = LAMANDA GOODRICH	168	15.38
02 = STANLEY B. TAYLOR	155	14.19	06 = GREGORY L. ROBINSON	108	9.89
03 = JULIA A. BOWEN	96	8.79	07 = BETTYE A. MITCHELL	150	13.74
04 = DIANA M. WHITE	176	16.12	08 = INVALID WRITE-IN	40	3.66
	01	02	03	04	05
2736 UNV36	199	155	96	176	168
	108	150	40		

	VOTES	PERCENT	WITH 1 OF 1 REPORTING
TRUSTEE HANLEY HILLS (UNEXPIRED TERM) (Vote for ) 1			
01 = NO CANDIDATE FILED	0		
02 = TIRAN GREER (31) W/I VOTES OF	58	100.00	
	01	02	
2736 UNV36	0	58	

WE, THE BOARD OF ELECTION COMMISSIONERS OF ST. LOUIS COUNTY, MISSOURI, ACTING AS THE VERIFICATION BOARD PURSUANT TO SECTION 115.507, RSMO, HEREBY CERTIFY THE FOREGOING TO BE A TRUE AND CORRECT ABSTRACT OF VOTES CAST FOR THE CANDIDATES AND ISSUES AT THE MUNICIPAL GENERAL ELECTION HELD IN ST. LOUIS COUNTY, MISSOURI, ON APRIL 4, 2017. IN TESTIMONY WHEREOF, WE HAVE HEREUNTO SET OUR HAND AT OUR OFFICE IN MAPLEWOOD, ST. LOUIS COUNTY, MISSOURI, ON APRIL 17, 2017.

*Richard H. Kellett*  
 RICHARD H. KELLETT, CHAIRMAN

*John W. Maupin*  
 JOHN W. MAUPIN, SECRETARY

*Trudi McCollum Foushee*  
 TRUDI MCCOLLUM FOUSHEE, COMMISSIONER



RUN DATE:04/17/17 10:08 AM

WITH 11 OF 11 PRECINCTS REPORTING

01 = REGISTERED VOTERS - TOTAL  
02 = BALLOTS CAST - TOTAL

TOTAL PERCENT  
8,452  
1,423

03 = VOTER TURNOUT - TOTAL

TOTAL PERCENT  
16.84

	01	02	03
0119 AP19	1221	154	12.61
0701 FER1	988	117	11.84
0724 FER24	935	84	8.98
0828 FLO28 LC16	403	61	15.14
1329 LC29 NW7	1131	283	25.02
2105 NW5	3	0	.00
2109 NW9	429	123	28.67
2125 NW25	223	15	6.73
2130 NW30	168	5	2.98
2140 NW40	1039	301	28.97
2141 NW41,48	1912	280	14.64

WITH 4 OF 4 REPORTING

COUNCIL MEMBER HAZELWOOD WARD 2  
(Vote for ) 1  
01 = BOB AUBUCHON  
02 = INVALID WRITE-IN

VOTES PERCENT  
196 98.00  
4 2.00

	01	02
0119 AP19	130	3
0828 FLO28 LC16	54	0
2105 NW5	0	0
2125 NW25	12	1

WITH 2 OF 2 REPORTING

COUNCIL MEMBER HAZELWOOD WARD 4  
(Vote for ) 1  
01 = BOB PARKIN  
02 = INVALID WRITE-IN

VOTES PERCENT  
211 97.24  
6 2.76

	01	02
2130 NW30	1	1
2141 NW41,48	210	5

WITH 2 OF 2 REPORTING

COUNCIL MEMBER HAZELWOOD WARD 6  
(Vote for ) 1  
01 = WARREN (BUTCH) TAYLOR  
02 = INVALID WRITE-IN

VOTES PERCENT  
169 97.69  
4 2.31

	01	02
0701 FER1	98	2
0724 FER24	71	2

WITH 3 OF 3 REPORTING

COUNCIL MEMBER HAZELWOOD WARD 8  
(Vote for ) 1  
01 = MARY G. SINGLETON  
02 = INVALID WRITE-IN

VOTES PERCENT  
604 96.95  
19 3.05

	01	02
1329 LC29 NW7	244	4
2109 NW9	106	5
2140 NW40	254	10

WE, THE BOARD OF ELECTION COMMISSIONERS OF ST. LOUIS COUNTY, MISSOURI, ACTING AS THE VERIFICATION BOARD PURSUANT TO SECTION 115.507,RSMo, HEREBY CERTIFY THE FOREGOING TO BE A TRUE AND CORRECT ABSTRACT OF VOTES CAST FOR THE CANDIDATES AND ISSUES AT THE MUNICIPAL GENERAL ELECTION HELD IN ST. LOUIS COUNTY, MISSOURI, ON APRIL 4,2017. IN TESTIMONY WHEREOF, WE HAVE HEREUNTO SET OUR HAND AT OUR OFFICE IN MAPLEWOOD, ST. LOUIS COUNTY, MISSOURI, ON APRIL 17, 2017.

*Richard H. Kellett*  
RICHARD H. KELLETT, CHAIRMAN

*John W. Maupin*  
JOHN W. MAUPIN, SECRETARY

*Trudi McCollum Foushee*  
TRUDI MCCOLLUM FOUSHEE, COMMISSIONER



VILLAGE OF HILLSDALE  
RUN DATE:04/17/17 10:09 AM

GENERAL MUNICIPAL ELECTION  
ST. LOUIS COUNTY, MISSOURI  
TUESDAY, APRIL 4, 2017

OFFICIAL FINAL RESULTS

	TOTAL	PERCENT	WITH 1 OF 1 PRECINCTS REPORTING	TOTAL	PERCENT
01 = REGISTERED VOTERS - TOTAL	824		03 = VOTER TURNOUT - TOTAL		9.95
02 = BALLOTS CAST - TOTAL	82				
	01	02	03		
2737 UNV37	824	82	9.95		

	VOTES	PERCENT	WITH 1 OF 1 REPORTING	VOTES	PERCENT
TRUSTEE HILLSDALE					
(Vote for ) 2					
01 = WILLIE J. THOMAS	60	48.39	03 = INVALID WRITE-IN	5	4.03
02 = BENARD ERVIN	59	47.58			
	01	02	03		
2737 UNV37	60	59	5		

	VOTES	PERCENT	WITH 1 OF 1 REPORTING
HILLSDALE - PROPOSITION B			
**OUT OF STATE TAX - CONTINUATION**			
(Vote for ) 1			
01 = YES	39	48.75	
02 = NO	41	51.25	
	01	02	
2737 UNV37	39	41	

WE, THE BOARD OF ELECTION COMMISSIONERS OF ST. LOUIS COUNTY, MISSOURI, ACTING AS THE VERIFICATION BOARD PURSUANT TO SECTION 115.507, RSMO, HEREBY CERTIFY THE FOREGOING TO BE A TRUE AND CORRECT ABSTRACT OF VOTES CAST FOR THE CANDIDATES AND ISSUES AT THE MUNICIPAL GENERAL ELECTION HELD IN ST. LOUIS COUNTY, MISSOURI, ON APRIL 4, 2017. IN TESTIMONY WHEREOF, WE HAVE HEREUNTO SET OUR HAND AT OUR OFFICE IN MAPLEWOOD, ST. LOUIS COUNTY, MISSOURI, ON APRIL 17, 2017.

*Richard H. Kellett*  
RICHARD H. KELLETT, CHAIRMAN

*John W. Maupin*  
JOHN W. MAUPIN, SECRETARY

*Trudi McCollum Foushee*  
TRUDI MCCOLLUM FOUSHEE, COMMISSIONER



CITY OF HUNTLEIGH  
RUN DATE:04/17/17 10:09 AM

GENERAL MUNICIPAL ELECTION  
ST. LOUIS COUNTY, MISSOURI  
TUESDAY, APRIL 4, 2017  
WITH 3 OF 3 PRECINCTS REPORTING

OFFICIAL FINAL RESULTS

01 = REGISTERED VOTERS - TOTAL  
02 = BALLOTS CAST - TOTAL

TOTAL PERCENT  
328  
68

03 = VOTER TURNOUT - TOTAL

TOTAL PERCENT  
20.73

	01	02	03
0534 CLA34	97	12	12.37
0536 CLA36	67	16	23.88
0549 CLA49	164	40	24.39

WITH 1 OF 1 REPORTING

ALDERPERSON HUNTLEIGH WARD 1

VOTES PERCENT

(Vote for ) 1  
01 = JOHN HUGHES 15 93.75  
02 = INVALID WRITE-IN 1 6.25

01 02

0536 CLA36 15 1

WITH 2 OF 2 REPORTING

ALDERPERSON HUNTLEIGH WARD 2

VOTES PERCENT

(Vote for ) 1  
01 = JAGDISH L. HINDUJA 44 95.65  
02 = INVALID WRITE-IN 2 4.35

01 02

0534 CLA34 11 0  
0549 CLA49 33 2

WE, THE BOARD OF ELECTION COMMISSIONERS OF ST. LOUIS COUNTY, MISSOURI, ACTING AS THE VERIFICATION BOARD PURSUANT TO SECTION 115.507, RSMO, HEREBY CERTIFY THE FOREGOING TO BE A TRUE AND CORRECT ABSTRACT OF VOTES CAST FOR THE CANDIDATES AND ISSUES AT THE MUNICIPAL GENERAL ELECTION HELD IN ST. LOUIS COUNTY, MISSOURI, ON APRIL 4, 2017. IN TESTIMONY WHEREOF, WE HAVE HEREUNTO SET OUR HAND AT OUR OFFICE IN MAPLEWOOD, ST. LOUIS COUNTY, MISSOURI, ON APRIL 17, 2017.

*Richard H. Kellett*  
RICHARD H. KELLETT, CHAIRMAN

*John W. Maupin*  
JOHN W. MAUPIN, SECRETARY

*Trudi McCollum Foushee*  
TRUDI MCCOLLUM FOUSHEE, COMMISSIONER



RUN DATE:04/17/17 10:10 AM

WITH 18 OF 18 PRECINCTS REPORTING

	TOTAL	PERCENT		TOTAL	PERCENT
01 = REGISTERED VOTERS - TOTAL	9,113		03 = VOTER TURNOUT - TOTAL	16.87	
02 = BALLOTS CAST - TOTAL	1,537				
	01	02	03		
1908 NOR8	12	0	0.00		
1934 NOR34	1	0	0.00		
1944 NOR44	683	88	12.88		
1945 NOR45	1095	136	12.42		
1948 NOR48,51	655	87	13.28		
2010 NRW10,11	1540	383	24.87		
2012 NRW12,20,24,38	410	56	13.66		
2013 NRW13	519	110	21.19		
2014 NRW14,34	100	13	13.00		
2016 NRW16	0	0	0.00		
2018 NRW18	634	83	13.09		
2030 NRW30,36	955	107	11.20		
2031 NRW31	13	3	23.08		
2033 NRW33	88	9	10.23		
2037 NRW37	595	117	19.66		
2042 NRW42	758	188	24.80		
2047 NRW47	936	136	14.53		
2049 NRW49	119	21	17.65		

		VOTES	PERCENT	WITH 18 OF 18 REPORTING		VOTES	PERCENT
MAYOR JENNINGS (UNEXPIRED TERM)							
(Vote for ) 1							
01 = YOLANDA AUSTIN		854	56.56	03 = FRANCINE DUGGER		520	34.44
02 = PHYLLIS R. ANDERSON		124	8.21	04 = INVALID WRITE-IN		12	.79
		01	02	03	04		
1908 NOR8		0	0	0	0		
1934 NOR34		0	0	0	0		
1944 NOR44		56	9	22	0		
1945 NOR45		64	16	51	0		
1948 NOR48,51		54	12	16	3		
2010 NRW10,11		170	20	189	1		
2012 NRW12,20,24,38		35	3	17	0		
2013 NRW13		60	8	35	2		
2014 NRW14,34		8	0	5	0		
2016 NRW16		0	0	0	0		
2018 NRW18		46	11	20	3		
2030 NRW30,36		69	8	26	1		
2031 NRW31		1	0	2	0		
2033 NRW33		6	0	2	1		
2037 NRW37		87	8	20	1		
2042 NRW42		109	10	67	0		
2047 NRW47		71	19	45	0		
2049 NRW49		18	0	3	0		

		VOTES	PERCENT	WITH 5 OF 5 REPORTING		VOTES	PERCENT
COUNCIL MEMBER JENNINGS WARD 1							
(Vote for ) 1							
01 = ALLEN C. McDONNELL		75	24.19	03 = MIRANDA JONES		131	42.26
02 = YOLANDA FOUNTAIN HENDERSON		103	33.23	04 = INVALID WRITE-IN		1	.32
		01	02	03	04		
2013 NRW13		32	35	41	1		
2014 NRW14,34		2	8	3	0		
2018 NRW18		16	20	43	0		
2030 NRW30,36		23	40	43	0		
2031 NRW31		2	0	1	0		

		VOTES	PERCENT	WITH 4 OF 4 REPORTING		VOTES	PERCENT
COUNCIL MEMBER JENNINGS WARD 2							
(Vote for ) 1							
01 = TERRY WILSON		403	90.97	03 = INVALID WRITE-IN		2	.45
02 = HAROLD D. CUSHSHON		38	8.58				
		01	02	03			
2010 NRW10,11		240	21	2			
2012 NRW12,20,24,38		31	6	0			
2016 NRW16		0	0	0			
2042 NRW42		132	11	0			

		VOTES	PERCENT	WITH 4 OF 4 REPORTING		VOTES	PERCENT
COUNCIL MEMBER JENNINGS WARD 3							
(Vote for ) 1							
01 = JULIA ROBERTS		193	71.75	03 = INVALID WRITE-IN		3	1.12
02 = TED SIMPSON		73	27.14				
		01	02	03			
1934 NOR34		0	0	0			
1945 NOR45		100	25	1			
2047 NRW47		83	38	2			
2049 NRW49		10	10	0			

		VOTES	PERCENT	WITH 5 OF 5 REPORTING		VOTES	PERCENT
COUNCIL MEMBER JENNINGS WARD 4							
(Vote for ) 1							
01 = CAROL EPPS		169	58.28	03 = INVALID WRITE-IN		2	.69
02 = SHONTE BYRD		119	41.03				
		01	02	03			
1908 NOR8		0	0	0			
1944 NOR44		58	28	0			

1948 NOR48,51	49	33	0
2033 NRW33	4	4	1
2037 NRW37	58	54	1

=====

WE, THE BOARD OF ELECTION COMMISSIONERS OF ST. LOUIS COUNTY, MISSOURI, ACTING AS THE VERIFICATION BOARD PURSUANT TO SECTION 115.507, RSMO, HEREBY CERTIFY THE FOREGOING TO BE A TRUE AND CORRECT ABSTRACT OF VOTES CAST FOR THE CANDIDATES AND ISSUES AT THE MUNICIPAL GENERAL ELECTION HELD IN ST. LOUIS COUNTY, MISSOURI, ON APRIL 4, 2017. IN TESTIMONY WHEREOF, WE HAVE HEREUNTO SET OUR HAND AT OUR OFFICE IN MAPLEWOOD, ST. LOUIS COUNTY, MISSOURI, ON APRIL 17, 2017.

*Richard H. Kellett*  
 RICHARD H. KELLETT, CHAIRMAN

*John W. Maupin*  
 JOHN W. MAUPIN, SECRETARY

*Trudi McCollum Foushee*  
 TRUDI MCCOLLUM FOUSHEE, COMMISSIONER



CITY OF KINLOCH

RUN DATE:04/17/17 10:11 AM

GENERAL MUNICIPAL ELECTION  
ST. LOUIS COUNTY, MISSOURI  
TUESDAY, APRIL 4, 2017

OFFICIAL FINAL RESULTS

01 = REGISTERED VOTERS - TOTAL	TOTAL	PERCENT	WITH 1 OF 1 PRECINCTS REPORTING	TOTAL	PERCENT
02 = BALLOTS CAST - TOTAL	202		03 = VOTER TURNOUT - TOTAL	7.43	
	15				
	01	02	03		
	202	15	7.43		

2008 NRW8,15

ALDERPERSON-AT-LARGE KINLOCH	VOTES	PERCENT	WITH 1 OF 1 REPORTING	VOTES	PERCENT
(Vote For ) 2					
01 = DEIDRE M. PICKENS	4	16.00	03 = EVELYN CARTER	13	52.00
02 = HELEN R. JONES-FRYER	7	28.00	04 = INVALID WRITE-IN	1	4.00
	01	02	03	04	
	4	7	13	1	

2008 NRW8,15

WE, THE BOARD OF ELECTION COMMISSIONERS OF ST. LOUIS COUNTY, MISSOURI, ACTING AS THE VERIFICATION BOARD PURSUANT TO SECTION 115.507,RSMo, HEREBY CERTIFY THE FOREGOING TO BE A TRUE AND CORRECT ABSTRACT OF VOTES CAST FOR THE CANDIDATES AND ISSUES AT THE MUNICIPAL GENERAL ELECTION HELD IN ST. LOUIS COUNTY, MISSOURI, ON APRIL 4,2017. IN TESTIMONY WHEREOF, WE HAVE HEREUNTO SET OUR HAND AT OUR OFFICE IN MAPLEWOOD, ST. LOUIS COUNTY, MISSOURI, ON APRIL 17, 2017.

*Richard H. Kellett*  
RICHARD H. KELLETT, CHAIRMAN

*John W. Maupin*  
JOHN W. MAUPIN, SECRETARY

*Trudi McCollum Foushee*  
TRUDI MCCOLLUM FOUSHEE, COMMISSIONER



	TOTAL	PERCENT	03 = VOTER TURNOUT - TOTAL	TOTAL	PERCENT
01 = REGISTERED VOTERS - TOTAL	22,719				
02 = BALLOTS CAST - TOTAL	10,035			44.17	
	01	02	03		
0201 BON1,2,4,18	2811	1368	48.67		
0205 BON5,36	1613	644	39.93		
0206 BON6	1709	851	49.80		
0207 BON7,8,22	1604	813	50.69		
0209 BON9	1831	898	49.04		
0211 BON11,33	1268	643	50.71		
0212 BON12	1800	802	44.56		
0213 BON13,23,29	2056	920	44.75		
0214 BON14,17	657	108	16.44		
0219 BON19 CLA15	1460	644	44.11		
0224 BON24	1018	335	32.91		
0226 BON26	193	61	31.61		
0227 BON27,34	1524	494	32.41		
0231 BON31,32	2019	962	47.65		
0506 CLA6	1156	492	42.56		

WITH 15 OF 15 REPORTING

	VOTES	PERCENT
KIRKWOOD - PROPOSITION 1		
**SALES TAX - CAPITAL IMPROVEMENTS**		
(Vote for ) 1		
01 = YES	7,689	77.34
02 = NO	2,253	22.66
	01	02
0201 BON1,2,4,18	1095	267
0205 BON5,36	487	153
0206 BON6	659	184
0207 BON7,8,22	616	185
0209 BON9	690	197
0211 BON11,33	496	143
0212 BON12	618	177
0213 BON13,23,29	705	207
0214 BON14,17	78	29
0219 BON19 CLA15	486	151
0224 BON24	232	97
0226 BON26	37	23
0227 BON27,34	361	129
0231 BON31,32	765	186
0506 CLA6	364	125

WE, THE BOARD OF ELECTION COMMISSIONERS OF ST. LOUIS COUNTY, MISSOURI, ACTING AS THE VERIFICATION BOARD PURSUANT TO SECTION 115.507, RSMo, HEREBY CERTIFY THE FOREGOING TO BE A TRUE AND CORRECT ABSTRACT OF VOTES CAST FOR THE CANDIDATES AND ISSUES AT THE MUNICIPAL GENERAL ELECTION HELD IN ST. LOUIS COUNTY, MISSOURI, ON APRIL 4, 2017. IN TESTIMONY WHEREOF, WE HAVE HEREUNTO SET OUR HAND AT OUR OFFICE IN MAPLEWOOD, ST. LOUIS COUNTY, MISSOURI, ON APRIL 17, 2017.

*Richard H. Kellett*  
 RICHARD H. KELLETT, CHAIRMAN

*John W. Maupin*  
 JOHN W. MAUPIN, SECRETARY

*Trudi McCollum Foushee*  
 TRUDI MCCOLLUM FOUSHEE, COMMISSIONER





RUN DATE:04/17/17 10:11 AM

01 = REGISTERED VOTERS - TOTAL  
02 = BALLOTS CAST - TOTAL

TOTAL PERCENT  
7,326  
1,452

WITH 9 OF 9 PRECINCTS REPORTING

03 = VOTER TURNOUT - TOTAL

TOTAL PERCENT  
19.82

	01	02	03
0315 CC15 CLA16,26	1339	231	17.25
0319 CC19,24	1014	178	17.55
0334 CC34 CLA25,40	1051	171	16.27
0507 CLA7	457	92	20.13
0512 CLA12	411	79	19.22
0513 CLA13,14,47	1479	375	25.35
0524 CLA24	439	86	19.59
0528 CLA28	158	43	27.22
0537 CLA37	978	197	20.14

WITH 9 OF 9 REPORTING

MAYOR LADUE  
(Vote for ) 1  
01 = NANCY F. SPEWAK  
02 = INVALID WRITE-IN

VOTES PERCENT  
1,285 97.35  
35 2.65

	01	02
0315 CC15 CLA16,26	210	2
0319 CC19,24	160	3
0334 CC34 CLA25,40	157	4
0507 CLA7	79	3
0512 CLA12	69	6
0513 CLA13,14,47	320	8
0524 CLA24	79	2
0528 CLA28	37	1
0537 CLA37	174	6

WITH 3 OF 3 REPORTING

COUNCIL MEMBER LADUE WARD 1  
(Vote for ) 1  
01 = JOHN M. HOWELL, JR.  
02 = INVALID WRITE-IN

VOTES PERCENT  
437 98.20  
8 1.80

	01	02
0507 CLA7	77	0
0513 CLA13,14,47	289	6
0524 CLA24	71	2

WITH 3 OF 3 REPORTING

COUNCIL MEMBER LADUE WARD 2  
(Vote for ) 1  
01 = JOHN R. FOX  
02 = INVALID WRITE-IN

VOTES PERCENT  
365 98.12  
7 1.88

	01	02
0315 CC15 CLA16,26	189	1
0319 CC19,24	145	3
0528 CLA28	31	3

WITH 3 OF 3 REPORTING

COUNCIL MEMBER LADUE WARD 3  
(Vote for ) 1  
01 = BILL BRENNAN, JR.  
02 = INVALID WRITE-IN

VOTES PERCENT  
375 98.68  
5 1.32

	01	02
0334 CC34 CLA25,40	143	2
0512 CLA12	65	2
0537 CLA37	167	1

WE, THE BOARD OF ELECTION COMMISSIONERS OF ST. LOUIS COUNTY, MISSOURI, ACTING AS THE VERIFICATION BOARD PURSUANT TO SECTION 115.507,RSMO, HEREBY CERTIFY THE FOREGOING TO BE A TRUE AND CORRECT ABSTRACT OF VOTES CAST FOR THE CANDIDATES AND ISSUES AT THE MUNICIPAL GENERAL ELECTION HELD IN ST. LOUIS COUNTY, MISSOURI, ON APRIL 4,2017. IN TESTIMONY WHEREOF, WE HAVE HEREUNTO SET OUR HAND AT OUR OFFICE IN MAPLEWOOD, ST. LOUIS COUNTY, MISSOURI, ON APRIL 17, 2017.

*Richard H. Kellett*  
RICHARD H. KELLETT, CHAIRMAN

*John W. Maupin*  
JOHN W. MAUPIN, SECRETARY

*Trudi McCollum Foushee*  
TRUDI MCCOLLUM FOUSHEE, COMMISSIONER



RUN DATE:04/17/17 10:12 AM

WITH 3 OF 3 PRECINCTS REPORTING

01 = REGISTERED VOTERS - TOTAL  
02 = BALLOTS CAST - TOTAL

TOTAL PERCENT  
1,013  
207

03 = VOTER TURNOUT - TOTAL

TOTAL PERCENT  
20.43

	01	02	03
0626 CON26	269	27	10.04
0636 CON36	386	116	30.05
0637 CON37	358	64	17.88

WITH 1 OF 1 REPORTING

	VOTES	PERCENT
ALDERPERSON LAKESHIRE WARD 1 (Vote for ) 1 01 = MIKE TWELLMAN	108	97.30
02 = INVALID WRITE-IN	3	2.70
0636 CON36	108	3

WITH 1 OF 1 REPORTING

	VOTES	PERCENT
ALDERPERSON LAKESHIRE WARD 2 (Vote for ) 1 01 = SHAWN COWAN	51	96.23
02 = INVALID WRITE-IN	2	3.77
0637 CON37	51	2

WITH 1 OF 1 REPORTING

	VOTES	PERCENT
ALDERPERSON LAKESHIRE WARD 3 (Vote for ) 1 01 = ROSALIND R. STEEL	19	82.61
02 = INVALID WRITE-IN	4	17.39
0626 CON26	19	4

WE, THE BOARD OF ELECTION COMMISSIONERS OF ST. LOUIS COUNTY, MISSOURI, ACTING AS THE VERIFICATION BOARD PURSUANT TO SECTION 115.507, RSMO, HEREBY CERTIFY THE FOREGOING TO BE A TRUE AND CORRECT ABSTRACT OF VOTES CAST FOR THE CANDIDATES AND ISSUES AT THE MUNICIPAL GENERAL ELECTION HELD IN ST. LOUIS COUNTY, MISSOURI, ON APRIL 4, 2017. IN TESTIMONY WHEREOF, WE HAVE HEREUNTO SET OUR HAND AT OUR OFFICE IN MAPLEWOOD, ST. LOUIS COUNTY, MISSOURI, ON APRIL 17, 2017.

*Richard H. Kellett*  
RICHARD H. KELLETT, CHAIRMAN

*John W. Maupin*  
JOHN W. MAUPIN, SECRETARY

*Trudi McCollum Foushee*  
TRUDI MCCOLLUM FOUSHEE, COMMISSIONER



VILLAGE OF MACKENZIE

RUN DATE:04/17/17 10:13 AM

GENERAL MUNICIPAL ELECTION  
ST. LOUIS COUNTY, MISSOURI  
TUESDAY, APRIL 4, 2017

OFFICIAL FINAL RESULTS

	TOTAL	PERCENT	WITH 1 OF 1 PRECINCTS REPORTING	TOTAL	PERCENT
01 = REGISTERED VOTERS - TOTAL	97		03 = VOTER TURNOUT - TOTAL	18.56	
02 = BALLOTS CAST - TOTAL	18				
	01	02	03		
0939 GRA39	97	18	18.56		

	VOTES	PERCENT	WITH 1 OF 1 REPORTING	VOTES	PERCENT
TRUSTEE MACKENZIE (Vote for ) 3			03 = CAROL ZANDER	15	31.91
01 = PATRICIA ARRENDELL	15	31.91	04 = INVALID WRITE-IN	0	
02 = PATRICIA BERRY	17	36.17			
	01	02	03	04	
0939 GRA39	15	17	15	0	

WE, THE BOARD OF ELECTION COMMISSIONERS OF ST. LOUIS COUNTY, MISSOURI, ACTING AS THE VERIFICATION BOARD PURSUANT TO SECTION 115.507, RSMo, HEREBY CERTIFY THE FOREGOING TO BE A TRUE AND CORRECT ABSTRACT OF VOTES CAST FOR THE CANDIDATES AND ISSUES AT THE MUNICIPAL GENERAL ELECTION HELD IN ST. LOUIS COUNTY, MISSOURI, ON APRIL 4, 2017. IN TESTIMONY WHEREOF, WE HAVE HEREUNTO SET OUR HAND AT OUR OFFICE IN MAPLEWOOD, ST. LOUIS COUNTY, MISSOURI, ON APRIL 17, 2017.

*Richard H. Kellett*  
RICHARD H. KELLETT, CHAIRMAN

*John W. Maupin*  
JOHN W. MAUPIN, SECRETARY

*Trudi McCollum Foushee*  
TRUDI MCCOLLUM FOUSHEE, COMMISSIONER



CITY OF MANCHESTER

GENERAL MUNICIPAL ELECTION  
ST. LOUIS COUNTY, MISSOURI  
TUESDAY, APRIL 4, 2017

OFFICIAL FINAL RESULTS

RUN DATE:04/17/17 10:13 AM

WITH 18 OF 18 PRECINCTS REPORTING

	TOTAL	PERCENT	03 = VOTER TURNOUT - TOTAL	TOTAL	PERCENT
01 = REGISTERED VOTERS - TOTAL	13,149				
02 = BALLOTS CAST - TOTAL	2,996			22.79	
	01	02	03		
1202 LAF2	1359	353	25.97		
1203 LAF3	120	25	20.83		
1814 MR14	322	79	24.53		
1830 MR30	518	85	16.41		
1857 MR57	541	146	26.99		
1858 MR58	1183	328	27.73		
2302 QUE2, 14, 22	1525	282	18.49		
2303 QUE3	127	26	20.47		
2304 QUE4	457	106	23.19		
2307 QUE7	779	149	19.13		
2310 QUE10	405	115	28.40		
2316 QUE16	454	92	20.26		
2318 QUE18	913	178	19.50		
2323 QUE23	864	184	21.30		
2329 QUE29	1447	285	19.70		
2330 QUE30	126	21	16.67		
2339 QUE39	1143	251	21.96		
2344 QUE44	866	291	33.60		

			WITH 7 OF 7 REPORTING			
	VOTES	PERCENT		VOTES	PERCENT	
ALDERPERSON MANCHESTER WARD 1 (Vote for ) 1						
01 = PAUL C. HAMILL	473	64.53				
02 = NORMAN E. GIERER	254	34.65	03 = INVALID WRITE-IN	6	.82	
	01	02	03			
1203 LAF3	20	2	0			
1814 MR14	50	23	1			
1830 MR30	57	25	0			
2302 QUE2, 14, 22	151	103	1			
2310 QUE10	87	19	2			
2323 QUE23	96	74	2			
2330 QUE30	12	8	0			

			WITH 6 OF 6 REPORTING			
	VOTES	PERCENT		VOTES	PERCENT	
ALDERPERSON MANCHESTER WARD 2 (Vote for ) 1						
01 = MIKE CLEMENT	896	79.36				
02 = BRIAN ELLIOTT	231	20.46	03 = INVALID WRITE-IN	2	.18	
	01	02	03			
1857 MR57	115	26	0			
1858 MR58	265	52	0			
2303 QUE3	16	9	0			
2307 QUE7	111	24	2			
2339 QUE39	167	60	0			
2344 QUE44	222	60	0			

			WITH 5 OF 5 REPORTING			
	VOTES	PERCENT		VOTES	PERCENT	
ALDERPERSON MANCHESTER WARD 3 (Vote for ) 1						
01 = RICHARD BAUMANN	686	75.72				
02 = WILLIAM H. (BILL) PINKSTON	210	23.18	03 = INVALID WRITE-IN	10	1.10	
	01	02	03			
1202 LAF2	237	79	2			
2304 QUE4	81	13	0			
2316 QUE16	57	21	1			
2318 QUE18	115	40	3			
2329 QUE29	196	57	4			

WE, THE BOARD OF ELECTION COMMISSIONERS OF ST. LOUIS COUNTY, MISSOURI, ACTING AS THE VERIFICATION BOARD PURSUANT TO SECTION 115.507, RSMo, HEREBY CERTIFY THE FOREGOING TO BE A TRUE AND CORRECT ABSTRACT OF VOTES CAST FOR THE CANDIDATES AND ISSUES AT THE MUNICIPAL GENERAL ELECTION HELD IN ST. LOUIS COUNTY, MISSOURI, ON APRIL 4, 2017. IN TESTIMONY WHEREOF, WE HAVE HEREUNTO SET OUR HAND AT OUR OFFICE IN MAPLEWOOD, ST. LOUIS COUNTY, MISSOURI, ON APRIL 17, 2017.

*Richard H. Kellett*  
RICHARD H. KELLETT, CHAIRMAN

*John W. Maupin*  
JOHN W. MAUPIN, SECRETARY

*Trudi McCollum Foushee*  
TRUDI MCCOLLUM FOUSHEE, COMMISSIONER



RUN DATE:04/17/17 10:13 AM

01 = REGISTERED VOTERS - TOTAL  
02 = BALLOTS CAST - TOTAL

TOTAL PERCENT  
5,565  
1,388

WITH 6 OF 6 PRECINCTS REPORTING

03 = VOTER TURNOUT - TOTAL

TOTAL PERCENT  
24.94

	01	02	03
1002 HAD2	160	28	17.50
1003 HAD3	315	69	21.90
1019 HAD19	125	29	23.20
1030 HAD30	1421	328	23.08
1032 HAD32	1566	379	24.20
1033 HAD33	1978	555	28.06

MAYOR MAPLEWOOD  
(Vote for ) 1  
01 = BARRY JAY GREENBERG  
02 = PATRICK J. JUGO

VOTES PERCENT  
772 56.76  
574 42.21

WITH 6 OF 6 REPORTING

03 = INVALID WRITE-IN

VOTES PERCENT  
14 1.03

	01	02	03
1002 HAD2	18	10	0
1003 HAD3	41	24	0
1019 HAD19	7	21	0
1030 HAD30	185	129	2
1032 HAD32	221	147	5
1033 HAD33	300	243	7

COUNCIL MEMBER MAPLEWOOD WARD 1  
(Vote for ) 1  
01 = STEVEN MOSELEY  
02 = INVALID WRITE-IN

VOTES PERCENT  
318 94.93  
17 5.07

WITH 2 OF 2 REPORTING

	01	02
1003 HAD3	58	4
1030 HAD30	260	13

COUNCIL MEMBER MAPLEWOOD WARD 2  
(Vote for ) 1  
01 = RAY L. CRADER  
02 = INVALID WRITE-IN

VOTES PERCENT  
349 94.84  
19 5.16

WITH 3 OF 3 REPORTING

	01	02
1002 HAD2	23	1
1019 HAD19	23	1
1032 HAD32	303	17

COUNCIL MEMBER MAPLEWOOD WARD 3  
(Vote for ) 1  
01 = SHAWN FAULKINGHAM  
02 = INVALID WRITE-IN

VOTES PERCENT  
455 92.29  
38 7.71

WITH 1 OF 1 REPORTING

	01	02
1033 HAD33	455	38

WE, THE BOARD OF ELECTION COMMISSIONERS OF ST. LOUIS COUNTY, MISSOURI, ACTING AS THE VERIFICATION BOARD PURSUANT TO SECTION 115.507, RSMO, HEREBY CERTIFY THE FOREGOING TO BE A TRUE AND CORRECT ABSTRACT OF VOTES CAST FOR THE CANDIDATES AND ISSUES AT THE MUNICIPAL GENERAL ELECTION HELD IN ST. LOUIS COUNTY, MISSOURI, ON APRIL 4, 2017. IN TESTIMONY WHEREOF, WE HAVE HEREUNTO SET OUR HAND AT OUR OFFICE IN MAPLEWOOD, ST. LOUIS COUNTY, MISSOURI, ON APRIL 17, 2017.

*Richard H. Kellett*  
RICHARD H. KELLETT, CHAIRMAN

*John W. Maupin*  
JOHN W. MAUPIN, SECRETARY

*Trudi McCollum Foushee*  
TRUDI MCCOLLUM FOUSHEE, COMMISSIONER



VILLAGE OF MARLBOROUGH  
 RUN DATE:04/17/17 10:14 AM

GENERAL MUNICIPAL ELECTION  
 ST. LOUIS COUNTY, MISSOURI  
 TUESDAY, APRIL 4, 2017  
 WITH 1 OF 1 PRECINCTS REPORTING

OFFICIAL FINAL RESULTS

	TOTAL	PERCENT		TOTAL	PERCENT
01 = REGISTERED VOTERS - TOTAL	1,186		03 = VOTER TURNOUT - TOTAL	19.56	
02 = BALLOTS CAST - TOTAL	232				
	01	02	03		
1105 JEF5,28	1186	.232	19.56		

	VOTES	PERCENT		VOTES	PERCENT
TRUSTEE MARLBOROUGH			WITH 1 OF 1 REPORTING		
(Vote for ) 3					
01 = ROY (SKIP) BORNMUELLER	158	33.26	03 = JOE WENDLING	153	32.21
02 = KEARY HARRISON	156	32.84	04 = INVALID WRITE-IN	8	1.68
	01	02	03	04	
1105 JEF5,28	158	156	153	8	

WE, THE BOARD OF ELECTION COMMISSIONERS OF ST. LOUIS COUNTY, MISSOURI, ACTING AS THE VERIFICATION BOARD PURSUANT TO SECTION 115.507, RSMo, HEREBY CERTIFY THE FOREGOING TO BE A TRUE AND CORRECT ABSTRACT OF VOTES CAST FOR THE CANDIDATES AND ISSUES AT THE MUNICIPAL GENERAL ELECTION HELD IN ST. LOUIS COUNTY, MISSOURI, ON APRIL 4, 2017. IN TESTIMONY WHEREOF, WE HAVE HEREUNTO SET OUR HAND AT OUR OFFICE IN MAPLEWOOD, ST. LOUIS COUNTY, MISSOURI, ON APRIL 17, 2017.

*Richard H. Kellett*  
 RICHARD H. KELLETT, CHAIRMAN

*John W. Maupin*  
 JOHN W. MAUPIN, SECRETARY

*Trudi McCollum Foushee*  
 TRUDI MCCOLLUM FOUSHEE, COMMISSIONER



RUN DATE:04/17/17 10:14 AM

WITH 30 OF 30 PRECINCTS REPORTING

	TOTAL	PERCENT	03 = VOTER TURNOUT - TOTAL	TOTAL	PERCENT
01 = REGISTERED VOTERS - TOTAL	17,173				
02 = BALLOTS CAST - TOTAL	3,398			19.79	
	01	02	03		
0132 AP32	944	172	18.22		
0141 AP41 MHT17	669	136	20.33		
0308 CC8	21	4	19.05		
0318 CC18	0	0			
1606 MHT6,14,49	1689	341	20.19		
1612 MHT12	40	6	15.00		
1615 MHT15,22 NW53	2290	514	22.45		
1616 MHT16	1	1	100.0		
1618 MHT18	2	0	.00		
1620 MHT20,48	1160	243	20.95		
1629 MHT29,57	314	21	6.69		
1630 MHT30,45,47,52	222	45	20.27		
1632 MHT32	449	23	5.12		
1636 MHT36,38	1225	153	12.49		
1637 MHT37	4	1	25.00		
1641 MHT41	649	44	6.78		
1642 MHT42	451	112	24.83		
1644 MHT44	113	7	6.19		
1646 MHT46	93	5	5.38		
1658 MHT58	61	5	8.20		
1659 MHT59	4	0	.00		
2101 NW1	1721	379	22.02		
2113 NW13	966	265	27.43		
2119 NW19	328	67	20.43		
2120 NW20	579	143	24.70		
2129 NW29	344	31	9.01		
2133 NW33,35	1145	232	20.26		
2138 NW38	3	1	33.33		
2147 NW47	443	141	31.83		
2149 NW49,52	1243	306	24.62		

WITH 9 OF 9 REPORTING

COUNCIL MEMBER MARYLAND HEIGHTS WARD 1	VOTES	PERCENT	03 = VINCENT (VINCE) VIA	VOTES	PERCENT
(Vote for ) 1					
01 = DAVID GRANT	243	50.21	04 = INVALID WRITE-IN	53	10.95
02 = WILLIE (JAMES) SURGEON	178	36.78		10	2.07
	01	02	03	04	
0308 CC8	2	0	1	0	
0318 CC18	0	0	0	0	
1606 MHT6,14,49	152	127	31	6	
1618 MHT18	0	0	0	0	
1632 MHT32	9	6	4	0	
1641 MHT41	15	20	3	1	
1642 MHT42	60	20	13	3	
1644 MHT44	3	3	0	0	
1646 MHT46	2	2	1	0	

WITH 10 OF 10 REPORTING

COUNCIL MEMBER MARYLAND HEIGHTS WARD 2	VOTES	PERCENT			
(Vote for ) 1					
01 = EDWIN L. DIRCK, JR.	534	96.91			
02 = INVALID WRITE-IN	17	3.09			
	01	02			
0141 AP41 MHT17	104	3			
1612 MHT12	4	0			
1616 MHT16	0	0			
1620 MHT20,48	205	9			
1629 MHT29,57	20	1			
1630 MHT30,45,47,52	39	1			
1636 MHT36,38	133	2			
1658 MHT58	5	0			
1659 MHT59	0	0			
2129 NW29	24	1			

WITH 6 OF 6 REPORTING

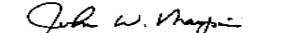
COUNCIL MEMBER MARYLAND HEIGHTS WARD 3	VOTES	PERCENT	04 = ALEX DASKAL	VOTES	PERCENT
(Vote for ) 1					
01 = NANCY E. MEDVICK	559	54.17	05 = INVALID WRITE-IN	179	17.34
02 = STEVEN KENNETH OSTERLOH, SR.	74	7.17		9	.87
03 = DALE EDWARD NICHOLS	211	20.45			
	01	02	03	04	05
0132 AP32	100	12	37	10	1
1615 MHT15,22 NW53	191	37	98	138	5
1637 MHT37	0	1	0	0	0
2138 NW38	0	0	0	1	0
2147 NW47	113	2	14	7	1
2149 NW49,52	155	22	62	23	2

WITH 5 OF 5 REPORTING

COUNCIL MEMBER MARYLAND HEIGHTS WARD 4	VOTES	PERCENT			
(Vote for ) 1					
01 = NORMAN (NORM) A. RHEA	935	98.11			
02 = INVALID WRITE-IN	18	1.89			
	01	02			
2101 NW1	336	10			
2113 NW13	220	5			
2119 NW19	53	0			
2120 NW20	126	1			
2133 NW33,35	200	2			

WE, THE BOARD OF ELECTION COMMISSIONERS OF ST. LOUIS COUNTY, MISSOURI, ACTING AS THE VERIFICATION BOARD PURSUANT TO SECTION 115.507, RSMo, HEREBY CERTIFY THE FOREGOING TO BE A TRUE AND CORRECT ABSTRACT OF VOTES CAST FOR THE CANDIDATES AND ISSUES AT THE MUNICIPAL GENERAL ELECTION HELD IN ST. LOUIS COUNTY, MISSOURI, ON APRIL 4, 2017. IN TESTIMONY WHEREOF, WE HAVE HEREUNTO SET OUR HAND AT OUR OFFICE IN MAPLEWOOD, ST. LOUIS COUNTY, MISSOURI, ON APRIL 17, 2017.

  
RICHARD H. KELLETT, CHAIRMAN

  
JOHN W. MAUPIN, SECRETARY

  
TRUDI MCCOLLUM FOUSHEE, COMMISSIONER





RUN DATE:04/17/17 10:15 AM

01 = REGISTERED VOTERS - TOTAL  
02 = BALLOTS CAST - TOTAL

TOTAL PERCENT  
1,599 230

WITH 4 OF 4 PRECINCTS REPORTING

03 = VOTER TURNOUT - TOTAL

TOTAL PERCENT  
14.38

	01	02	03
2043 NRW43	776	100	12.89
2044 NRW44	398	66	16.58
2045 NRW45	0	0	
2046 NRW46	425	64	15.06

WITH 2 OF 2 REPORTING

ALDERPERSON MOLINE ACRES WARD 1  
(Vote for ) 1  
01 = DONNA DILLINGHAM  
02 = INVALID WRITE-IN

VOTES PERCENT  
107 99.07  
1 .93

	01	02
2044 NRW44	54	0
2046 NRW46	53	1

WITH 2 OF 2 REPORTING

ALDERPERSON MOLINE ACRES WARD 2  
(Vote for ) 1  
01 = DARLENE BELL  
02 = INVALID WRITE-IN

VOTES PERCENT  
92 98.92  
1 1.08

	01	02
2043 NRW43	92	1
2045 NRW45	0	0

WITH 4 OF 4 REPORTING

MOLINE ACRES - PROPOSITION A  
\*\*SALES TAX - GENERAL REVENUE\*\*  
(Vote for ) 1  
01 = YES  
02 = NO

VOTES PERCENT  
145 63.32  
84 36.68

	01	02
2043 NRW43	61	39
2044 NRW44	43	22
2045 NRW45	0	0
2046 NRW46	41	23

WITH 4 OF 4 REPORTING

MOLINE ACRES - PROPOSITION B  
\*\*SALES TAX - PARKS & COMMUNITY CENTER\*\*  
(Vote for ) 1  
01 = YES  
02 = NO

VOTES PERCENT  
151 66.23  
77 33.77

	01	02
2043 NRW43	68	31
2044 NRW44	42	23
2045 NRW45	0	0
2046 NRW46	41	23

WE, THE BOARD OF ELECTION COMMISSIONERS OF ST. LOUIS COUNTY, MISSOURI, ACTING AS THE VERIFICATION BOARD PURSUANT TO SECTION 115.507, RSMO, HEREBY CERTIFY THE FOREGOING TO BE A TRUE AND CORRECT ABSTRACT OF VOTES CAST FOR THE CANDIDATES AND ISSUES AT THE MUNICIPAL GENERAL ELECTION HELD IN ST. LOUIS COUNTY, MISSOURI, ON APRIL 4, 2017. IN TESTIMONY WHEREOF, WE HAVE HEREUNTO SET OUR HAND AT OUR OFFICE IN MAPLEWOOD, ST. LOUIS COUNTY, MISSOURI, ON APRIL 17, 2017.

*Richard H. Kellett*  
RICHARD H. KELLETT, CHAIRMAN

*John W. Maupin*  
JOHN W. MAUPIN, SECRETARY

*Trudi McCollum Foushee*  
TRUDI MCCOLLUM FOUSHEE, COMMISSIONER



RUN DATE:04/17/17 10:15 AM

01 = REGISTERED VOTERS - TOTAL  
02 = BALLOTS CAST - TOTAL

TOTAL 2,510  
PERCENT 641

WITH 5 OF 5 PRECINCTS REPORTING

03 = VOTER TURNOUT - TOTAL

TOTAL PERCENT  
25.54

	01	02	03
1912 NOR12	692	159	22.98
1913 NOR13	132	42	31.82
1918 NOR18	503	101	20.08
1930 NOR30	669	258	38.57
1950 NOR50	514	81	15.76

		VOTES	PERCENT	WITH 5 OF 5 REPORTING	VOTES	PERCENT
MAYOR NORMANDY (Vote for ) 1						
01 = THRESANN (TERRY) GANNON		208	32.65			
02 = PATRICK B. GREEN		427	67.03	03 = INVALID WRITE-IN	2	.31
		01	02	03		
1912 NOR12		44	114	1		
1913 NOR13		18	24	0		
1918 NOR18		33	67	0		
1930 NOR30		84	171	1		
1950 NOR50		29	51	0		

		VOTES	PERCENT	WITH 1 OF 1 REPORTING	VOTES	PERCENT
COUNCIL MEMBER NORMANDY WARD 1 (Vote for ) 1						
01 = LELIA MARTIN		128	94.12			
02 = INVALID WRITE-IN		8	5.88			
		01	02			
1912 NOR12		128	8			

		VOTES	PERCENT	WITH 2 OF 2 REPORTING	VOTES	PERCENT
COUNCIL MEMBER NORMANDY WARD 2 (Vote for ) 1						
01 = DELRITA E. FUTRELL		125	99.21			
02 = INVALID WRITE-IN		1	.79			
		01	02			
1913 NOR13		37	0			
1918 NOR18		88	1			

		VOTES	PERCENT	WITH 1 OF 1 REPORTING	VOTES	PERCENT
COUNCIL MEMBER NORMANDY WARD 3 (Vote for ) 1						
01 = MARK BECKMANN		98	38.43			
02 = RICK NELSON		157	61.57	03 = INVALID WRITE-IN	0	
		01	02	03		
1930 NOR30		98	157	0		

		VOTES	PERCENT	WITH 1 OF 1 REPORTING	VOTES	PERCENT
COUNCIL MEMBER NORMANDY WARD 4 (Vote for ) 1						
01 = KIMBERLY KNOX		62	91.18			
02 = INVALID WRITE-IN		6	8.82			
		01	02			
1950 NOR50		62	6			

WE, THE BOARD OF ELECTION COMMISSIONERS OF ST. LOUIS COUNTY, MISSOURI, ACTING AS THE VERIFICATION BOARD PURSUANT TO SECTION 115.507, RSMO, HEREBY CERTIFY THE FOREGOING TO BE A TRUE AND CORRECT ABSTRACT OF VOTES CAST FOR THE CANDIDATES AND ISSUES AT THE MUNICIPAL GENERAL ELECTION HELD IN ST. LOUIS COUNTY, MISSOURI, ON APRIL 4, 2017. IN TESTIMONY WHEREOF, WE HAVE HEREUNTO SET OUR HAND AT OUR OFFICE IN MAPLEWOOD, ST. LOUIS COUNTY, MISSOURI, ON APRIL 17, 2017.

*Richard H. Kellett*  
RICHARD H. KELLETT, CHAIRMAN

*John W. Maupin*  
JOHN W. MAUPIN, SECRETARY

*Trudi McCollum Foushee*  
TRUDI MCCOLLUM FOUSHEE, COMMISSIONER



RUN DATE:04/17/17 10:15 AM

01 = REGISTERED VOTERS - TOTAL  
02 = BALLOTS CAST - TOTAL

TOTAL 3,125  
PERCENT 880

WITH 4 OF 4 PRECINCTS REPORTING

03 = VOTER TURNOUT - TOTAL

TOTAL PERCENT  
28.16

	01	02	03
1905 NOR5	620	129	20.81
1906 NOR6	875	189	21.60
1907 NOR7	692	247	35.69
1929 NOR29	938	315	33.58

				WITH 4 OF 4 REPORTING			
				VOTES	PERCENT	VOTES	PERCENT
MAYOR NORTHWOODS (Vote for ) 1							
01 = EVERETT R. THOMAS				465	54.01		
02 = MARVALDA JONES				392	45.53	4	.46
				01	02	03	
1905 NOR5				75	49	0	
1906 NOR6				108	77	1	
1907 NOR7				140	101	0	
1929 NOR29				142	165	3	

				WITH 4 OF 4 REPORTING			
				VOTES	PERCENT	VOTES	PERCENT
COLLECTOR NORTHWOODS (Vote for ) 1							
01 = LENO HOLMES				752	99.08		
02 = INVALID WRITE-IN				7	.92		
				01	02		
1905 NOR5				108	0		
1906 NOR6				157	2		
1907 NOR7				214	1		
1929 NOR29				273	4		

				WITH 1 OF 1 REPORTING			
				VOTES	PERCENT	VOTES	PERCENT
ALDERPERSON NORTHWOODS WARD 1 (Vote for ) 1							
01 = MAGGIE M. STRONG				162	51.92	66	21.15
02 = PATRICIA A. DAVIS				84	26.92	0	
				01	02	03	04
1929 NOR29				162	84	66	0

				WITH 1 OF 1 REPORTING			
				VOTES	PERCENT	VOTES	PERCENT
ALDERPERSON NORTHWOODS WARD 2 (Vote for ) 1							
01 = KRISTINA L. HAZLEY				85	34.69		
02 = ERROL S. BUSH				159	64.90	1	.41
				01	02	03	
1907 NOR7				85	159	1	

				WITH 1 OF 1 REPORTING			
				VOTES	PERCENT	VOTES	PERCENT
ALDERPERSON NORTHWOODS WARD 3 (Vote for ) 1							
01 = DAVID L. TOLLIVER				167	96.53		
02 = INVALID WRITE-IN				6	3.47		
				01	02		
1906 NOR6				167	6		

				WITH 1 OF 1 REPORTING			
				VOTES	PERCENT	VOTES	PERCENT
ALDERPERSON NORTHWOODS WARD 4 (Vote for ) 1							
01 = F. BAIN				109	97.32		
02 = INVALID WRITE-IN				3	2.68		
				01	02		
1905 NOR5				109	3		

WE, THE BOARD OF ELECTION COMMISSIONERS OF ST. LOUIS COUNTY, MISSOURI, ACTING AS THE VERIFICATION BOARD PURSUANT TO SECTION 115.507, RSMO, HEREBY CERTIFY THE FOREGOING TO BE A TRUE AND CORRECT ABSTRACT OF VOTES CAST FOR THE CANDIDATES AND ISSUES AT THE MUNICIPAL GENERAL ELECTION HELD IN ST. LOUIS COUNTY, MISSOURI, ON APRIL 4, 2017. IN TESTIMONY WHEREOF, WE HAVE HEREUNTO SET OUR HAND AT OUR OFFICE IN MAPLEWOOD, ST. LOUIS COUNTY, MISSOURI, ON APRIL 17, 2017.

*Richard H. Kellett*  
RICHARD H. KELLETT, CHAIRMAN  
*John W. Maupin*  
JOHN W. MAUPIN, SECRETARY  
*Trudi McCollum Foushee*  
TRUDI MCCOLLUM FOUSHEE, COMMISSIONER





TOWN OF NORWOOD COURT  
 RUN DATE:04/17/17 10:16 AM

GENERAL MUNICIPAL ELECTION  
 ST. LOUIS COUNTY, MISSOURI  
 TUESDAY, APRIL 4, 2017  
 WITH 1 OF 1 PRECINCTS REPORTING

OFFICIAL FINAL RESULTS

01 = REGISTERED VOTERS - TOTAL  
 02 = BALLOTS CAST - TOTAL

TOTAL PERCENT  
 435  
 56

03 = VOTER TURNOUT - TOTAL

TOTAL PERCENT  
 12.87

01	02	03
435	56	12.87

1936 NOR36

TRUSTEE NORWOOD COURT  
 (Vote For ) 3  
 01 = GENE A. SMITH  
 02 = ANNA HOLLINS

VOTES PERCENT  
 36 33.03  
 35 32.11

WITH 1 OF 1 REPORTING  
 03 = MICHAEL McGARITY  
 04 = INVALID WRITE-IN

VOTES PERCENT  
 33 30.28  
 5 4.59

01	02	03	04
36	35	33	5

1936 NOR36

WE, THE BOARD OF ELECTION COMMISSIONERS OF ST. LOUIS COUNTY, MISSOURI, ACTING AS THE VERIFICATION BOARD PURSUANT TO SECTION 115.507, RSMo, HEREBY CERTIFY THE FOREGOING TO BE A TRUE AND CORRECT ABSTRACT OF VOTES CAST FOR THE CANDIDATES AND ISSUES AT THE MUNICIPAL GENERAL ELECTION HELD IN ST. LOUIS COUNTY, MISSOURI, ON APRIL 4, 2017. IN TESTIMONY WHEREOF, WE HAVE HEREUNTO SET OUR HAND AT OUR OFFICE IN MAPLEWOOD, ST. LOUIS COUNTY, MISSOURI, ON APRIL 17, 2017.

*Richard H. Kellett*  
 RICHARD H. KELLETT, CHAIRMAN

*John W. Maupin*  
 JOHN W. MAUPIN, SECRETARY

*Trudi McCollum Foushee*  
 TRUDI MCCOLLUM FOUSHEE, COMMISSIONER



CITY OF OAKLAND

GENERAL MUNICIPAL ELECTION  
ST. LOUIS COUNTY, MISSOURI  
TUESDAY, APRIL 4, 2017

OFFICIAL FINAL RESULTS

RUN DATE:04/17/17 10:16 AM

01 = REGISTERED VOTERS - TOTAL  
02 = BALLOTS CAST - TOTAL

TOTAL PERCENT  
987  
495

WITH 2 OF 2 PRECINCTS REPORTING

03 = VOTER TURNOUT - TOTAL

TOTAL PERCENT  
50.15

	01	02	03
1103 JEF3	612	343	56.05
1104 JEF4	375	152	40.53

MAYOR OAKLAND  
(Vote for ) 1  
01 = KEAT WILKINS  
02 = PAUL MARTI

VOTES PERCENT  
219 46.01  
255 53.57

WITH 2 OF 2 REPORTING

03 = INVALID WRITE-IN

VOTES PERCENT  
2 .42

	01	02	03
1103 JEF3	148	189	0
1104 JEF4	71	66	2

ALDERPERSON OAKLAND WARD 1  
(Vote for ) 1  
01 = KARL J. HEINZ  
02 = TOM STEUBY

VOTES PERCENT  
96 29.45  
230 70.55

WITH 1 OF 1 REPORTING

03 = INVALID WRITE-IN

VOTES PERCENT  
0

	01	02	03
1103 JEF3	96	230	0

ALDERPERSON OAKLAND WARD 2  
(Vote for ) 1  
01 = MICHAEL M. GODSY  
02 = INVALID WRITE-IN

VOTES PERCENT  
113 98.26  
2 1.74

WITH 1 OF 1 REPORTING

	01	02
1104 JEF4	113	2

WE, THE BOARD OF ELECTION COMMISSIONERS OF ST. LOUIS COUNTY, MISSOURI, ACTING AS THE VERIFICATION BOARD PURSUANT TO SECTION 115.507, RSMO, HEREBY CERTIFY THE FOREGOING TO BE A TRUE AND CORRECT ABSTRACT OF VOTES CAST FOR THE CANDIDATES AND ISSUES AT THE MUNICIPAL GENERAL ELECTION HELD IN ST. LOUIS COUNTY, MISSOURI, ON APRIL 4, 2017. IN TESTIMONY WHEREOF, WE HAVE HEREUNTO SET OUR HAND AT OUR OFFICE IN MAPLEWOOD, ST. LOUIS COUNTY, MISSOURI, ON APRIL 17, 2017.

*Richard H. Kellett*  
RICHARD H. KELLETT, CHAIRMAN

*John W. Maupin*  
JOHN W. MAUPIN, SECRETARY

*Trudi McCollum Foushee*  
TRUDI MCCOLLUM FOUSHEE, COMMISSIONER



CITY OF OLIVETTE

GENERAL MUNICIPAL ELECTION  
ST. LOUIS COUNTY, MISSOURI  
TUESDAY, APRIL 4, 2017

OFFICIAL FINAL RESULTS

RUN DATE:04/17/17 10:16 AM

WITH 4 OF 4 PRECINCTS REPORTING

01 = REGISTERED VOTERS - TOTAL  
02 = BALLOTS CAST - TOTAL

TOTAL PERCENT  
5,786  
1,361

03 = VOTER TURNOUT - TOTAL

TOTAL PERCENT  
23.52

0312 CC12,13,22,51 MID1,13,28+  
1716 MID16,41,54  
1717 MID17,29,34,36,37,44,45+  
1757 MIDS7,58

01 02 03  
1551 . 404 26.05  
1622 . 345 21.27  
2450 . 586 23.92  
163 . 26 15.95

COUNCIL MEMBER OLIVETTE  
(Vote for ) 2  
01 = MAXINE WEIL  
02 = J. GREGORY (GREG) CARL

VOTES PERCENT  
1,023 52.81  
877 45.28

WITH 4 OF 4 REPORTING

VOTES PERCENT  
37 1.91

03 = INVALID WRITE-IN

0312 CC12,13,22,51 MID1,13,28+  
1716 MID16,41,54  
1717 MID17,29,34,36,37,44,45+  
1757 MIDS7,58

01 02 03  
295 258 10  
247 217 13  
456 389 14  
25 13 0

WE, THE BOARD OF ELECTION COMMISSIONERS OF ST. LOUIS COUNTY, MISSOURI, ACTING AS THE VERIFICATION BOARD PURSUANT TO SECTION 115.507,RSMo, HEREBY CERTIFY THE FOREGOING TO BE A TRUE AND CORRECT ABSTRACT OF VOTES CAST FOR THE CANDIDATES AND ISSUES AT THE MUNICIPAL GENERAL ELECTION HELD IN ST. LOUIS COUNTY, MISSOURI, ON APRIL 4,2017. IN TESTIMONY WHEREOF, WE HAVE HEREUNTO SET OUR HAND AT OUR OFFICE IN MAPLEWOOD, ST. LOUIS COUNTY, MISSOURI, ON APRIL 17, 2017.

*Richard H. Kellett*  
RICHARD H. KELLETT, CHAIRMAN

*John W. Maupin*  
JOHN W. MAUPIN, SECRETARY

*Trudi McCollum Foushee*  
TRUDI MCCOLLUM FOUSHEE, COMMISSIONER



RUN DATE:04/17/17 10:17 AM

WITH 13 OF 13 PRECINCTS REPORTING

01 = REGISTERED VOTERS - TOTAL  
02 = BALLOTS CAST - TOTAL

TOTAL  
10,033  
1,835

03 = VOTER TURNOUT - TOTAL

TOTAL PERCENT  
18.29

	01	02	03
1702 MID2	1478	373	25.24
1703 MID3,12	1508	251	16.64
1704 MID4	904	144	15.93
1705 MID5	1191	171	14.36
1706 MID6	467	77	16.49
1708 MID8	431	66	15.31
1709 MID9	846	171	20.21
1714 MID14 NOR23	1236	228	18.45
1726 MID26	135	8	5.93
1731 MID31	0	0	
1743 MID43	1027	213	20.74
1752 MID52	329	58	17.63
1753 MID53	481	75	15.59

			WITH 3 OF 3 REPORTING			
	VOTES	PERCENT		VOTES	PERCENT	
COUNCIL MEMBER OVERLAND WARD 1 (Vote for ) 1 01 = MARTY A. LITTLE 02 = TOM ENNIS	222	56.63	03 = INVALID WRITE-IN	1	.26	
	169	43.11				
	01	02	03			
1703 MID3,12	133	111	1			
1706 MID6	54	21	0			
1753 MID53	35	37	0			

			WITH 3 OF 3 REPORTING			
	VOTES	PERCENT		VOTES	PERCENT	
COUNCIL MEMBER OVERLAND WARD 2 (Vote for ) 1 01 = VERNON JAY FETSCH 02 = INVALID WRITE-IN	471	93.82				
	31	6.18				
	01	02				
1702 MID2	295	20				
1714 MID14 NOR23	176	11				
1731 MID31	0	0				

			WITH 3 OF 3 REPORTING			
	VOTES	PERCENT		VOTES	PERCENT	
COUNCIL MEMBER OVERLAND WARD 3 (Vote for ) 1 01 = MOORE (99) HERICH (1) W/I VOTES OF	117	100.00				
	01					
1704 MID4	51					
1705 MID5	65					
1726 MID26	1					

			WITH 4 OF 4 REPORTING			
	VOTES	PERCENT		VOTES	PERCENT	
COUNCIL MEMBER OVERLAND WARD 4 (Vote for ) 1 01 = NATALIE E. GERKE 02 = INVALID WRITE-IN	421	96.12				
	17	3.88				
	01	02				
1708 MID8	56	1				
1709 MID9	149	5				
1743 MID43	177	8				
1752 MID52	39	3				

			WITH 13 OF 13 REPORTING			
	VOTES	PERCENT		VOTES	PERCENT	
OVERLAND - PROPOSITION O **TAX LEVY - RETIREMENT POLICE DEPT.** (Vote for ) 1 01 = YES 02 = NO	792	43.47				
	1,030	56.53				
	01	02				
1702 MID2	204	165				
1703 MID3,12	102	146				
1704 MID4	51	92				
1705 MID5	69	102				
1706 MID6	29	48				
1708 MID8	25	41				
1709 MID9	71	98				
1714 MID14 NOR23	86	141				
1726 MID26	4	4				
1731 MID31	0	0				
1743 MID43	104	108				
1752 MID52	19	39				
1753 MID53	28	46				

WE, THE BOARD OF ELECTION COMMISSIONERS OF ST. LOUIS COUNTY, MISSOURI, ACTING AS THE VERIFICATION BOARD PURSUANT TO SECTION 115.507,RSMo, HEREBY CERTIFY THE FOREGOING TO BE A TRUE AND CORRECT ABSTRACT OF VOTES CAST FOR THE CANDIDATES AND ISSUES AT THE MUNICIPAL GENERAL ELECTION HELD IN ST. LOUIS COUNTY, MISSOURI, ON APRIL 4, 2017. IN TESTIMONY WHEREOF, WE HAVE HEREUNTO SET OUR HAND AT OUR OFFICE IN MAPLEWOOD, ST. LOUIS COUNTY, MISSOURI, ON APRIL 17, 2017.



*Richard H. Kellett*  
RICHARD H. KELLETT, CHAIRMAN

*John W. Maupin*  
JOHN W. MAUPIN, SECRETARY

*Trudi McCollum Foushee*  
TRUDI MCCOLLUM FOUSHEE, COMMISSIONER



CITY OF PACIFIC

GENERAL MUNICIPAL ELECTION  
ST. LOUIS COUNTY, MISSOURI  
TUESDAY, APRIL 4, 2017

OFFICIAL FINAL RESULTS

RUN DATE:04/17/17 10:18 AM

WITH 1 OF 1 PRECINCTS REPORTING

01 = REGISTERED VOTERS - TOTAL  
02 = BALLOTS CAST - TOTAL

TOTAL PERCENT  
8  
3

03 = VOTER TURNOUT - TOTAL

TOTAL PERCENT  
37.50

-----  
01 02 03  
-----  
8 . . 3 37.50  
-----

1516 MER16

WITH 1 OF 1 REPORTING

ALDERMAN PACIFIC WARD 1  
(Vote for ) 1  
01 = GREGG RAHN  
02 = INVALID WRITE-IN

VOTES PERCENT  
2 100.00  
0

-----  
01 02  
-----  
2 0  
-----

1516 MER16

WE, THE BOARD OF ELECTION COMMISSIONERS OF ST. LOUIS COUNTY, MISSOURI, ACTING AS THE VERIFICATION BOARD PURSUANT TO SECTION 115.507, RSMo, HEREBY CERTIFY THE FOREGOING TO BE A TRUE AND CORRECT ABSTRACT OF VOTES CAST FOR THE CANDIDATES AND ISSUES AT THE MUNICIPAL GENERAL ELECTION HELD IN ST. LOUIS COUNTY, MISSOURI, ON APRIL 4, 2017. IN TESTIMONY WHEREOF, WE HAVE HEREUNTO SET OUR HAND AT OUR OFFICE IN MAPLEWOOD, ST. LOUIS COUNTY, MISSOURI, ON APRIL 17, 2017.

*Richard H. Kellett*  
RICHARD H. KELLETT, CHAIRMAN

*John W. Maupin*  
JOHN W. MAUPIN, SECRETARY

*Trudi McCollum Foushee*  
TRUDI MCCOLLUM FOUSHEE, COMMISSIONER



RUN DATE:04/17/17 10:18 AM

WITH 4 OF 4 PRECINCTS REPORTING

01 = REGISTERED VOTERS - TOTAL  
02 = BALLOTS CAST - TOTAL

TOTAL PERCENT  
2,134 387

03 = VOTER TURNOUT - TOTAL

TOTAL PERCENT  
18.13

	01	02	03
2701 UNV1	670	180	26.87
2710 UNV10	657	100	15.22
2717 UNV17	793	106	13.37
2718 UNV18	14	1	7.14

WITH 1 OF 1 REPORTING

ALDERPERSON PAGEDALE WARD 1  
(Vote for ) 1  
01 = JEREMIAH MILLETT  
02 = INVALID WRITE-IN

VOTES PERCENT  
86 94.51  
5 5.49

	01	02
2710 UNV10	86	5

WITH 2 OF 2 REPORTING

ALDERPERSON PAGEDALE WARD 2  
(Vote for ) 1  
01 = MINNIE RHYMES  
02 = INVALID WRITE-IN

VOTES PERCENT  
89 92.71  
7 7.29

	01	02
2717 UNV17	88	7
2718 UNV18	1	0

WITH 1 OF 1 REPORTING

ALDERPERSON PAGEDALE WARD 3  
(Vote for ) 1  
01 = DEBORAH J. VINCENT  
02 = BERNICE NOLAN

VOTES PERCENT  
86 48.31  
91 51.12

03 = INVALID WRITE-IN

VOTES PERCENT  
1 .56

	01	02	03
2701 UNV1	86	91	1

WE, THE BOARD OF ELECTION COMMISSIONERS OF ST. LOUIS COUNTY, MISSOURI, ACTING AS THE VERIFICATION BOARD PURSUANT TO SECTION 115.507, RSMo, HEREBY CERTIFY THE FOREGOING TO BE A TRUE AND CORRECT ABSTRACT OF VOTES CAST FOR THE CANDIDATES AND ISSUES AT THE MUNICIPAL GENERAL ELECTION HELD IN ST. LOUIS COUNTY, MISSOURI, ON APRIL 4, 2017. IN TESTIMONY WHEREOF, WE HAVE HEREUNTO SET OUR HAND AT OUR OFFICE IN MAPLEWOOD, ST. LOUIS COUNTY, MISSOURI, ON APRIL 17, 2017.

*Richard H. Kellett*  
RICHARD H. KELLETT, CHAIRMAN

*John W. Maupin*  
JOHN W. MAUPIN, SECRETARY

*Trudi McCollum Foushee*  
TRUDI MCCOLLUM FOUSHEE, COMMISSIONER



CITY OF PASADENA HILLS  
 RUN DATE:04/17/17 10:19 AM

GENERAL MUNICIPAL ELECTION  
 ST. LOUIS COUNTY, MISSOURI  
 TUESDAY, APRIL 4, 2017  
 WITH 2 OF 2 PRECINCTS REPORTING

OFFICIAL FINAL RESULTS

	TOTAL	PERCENT		TOTAL	PERCENT
01 = REGISTERED VOTERS - TOTAL	772		03 = VOTER TURNOUT - TOTAL	42.75	
02 = BALLOTS CAST - TOTAL	330				
	01	02	03		
1911 NOR11	372	.181	48.66		
1942 NOR42	400	.149	37.25		

	VOTES	PERCENT		VOTES	PERCENT
MAYOR PASADENA HILLS (Vote for ) 1			WITH 2 OF 2 REPORTING		
01 = KEVIN M. QUINLISK	282	94.95			
02 = INVALID WRITE-IN	15	5.05			
	01	02			
1911 NOR11	154	9			
1942 NOR42	128	6			

	VOTES	PERCENT		VOTES	PERCENT
ALDERPERSON PASADENA HILLS WARD 1 (Vote for ) 1			WITH 1 OF 1 REPORTING		
01 = CYNTHIA PENDER MCCARTHY	124	99.20			
02 = INVALID WRITE-IN	1	.80			
	01	02			
1942 NOR42	124	1			

	VOTES	PERCENT		VOTES	PERCENT
ALDERPERSON PASADENA HILLS WARD 2 (Vote for ) 1			WITH 1 OF 1 REPORTING		
01 = GENO SALVATI	140	77.78			
02 = PATRICIA (PAT) GADDESS	39	21.67	03 = INVALID WRITE-IN	1	.56
	01	02	03		
1911 NOR11	140	39	1		

WE, THE BOARD OF ELECTION COMMISSIONERS OF ST. LOUIS COUNTY, MISSOURI, ACTING AS THE VERIFICATION BOARD PURSUANT TO SECTION 115.507, RSMO, HEREBY CERTIFY THE FOREGOING TO BE A TRUE AND CORRECT ABSTRACT OF VOTES CAST FOR THE CANDIDATES AND ISSUES AT THE MUNICIPAL GENERAL ELECTION HELD IN ST. LOUIS COUNTY, MISSOURI, ON APRIL 4, 2017. IN TESTIMONY WHEREOF, WE HAVE HEREUNTO SET OUR HAND AT OUR OFFICE IN MAPLEWOOD, ST. LOUIS COUNTY, MISSOURI, ON APRIL 17, 2017.

*Richard H. Kellett*  
 RICHARD H. KELLETT, CHAIRMAN

*John W. Maupin*  
 JOHN W. MAUPIN, SECRETARY

*Trudi McCollum Foushee*  
 TRUDI MCCOLLUM FOUSHEE, COMMISSIONER



VILLAGE OF PASADENA PARK  
 RUN DATE:04/17/17 10:19 AM

GENERAL MUNICIPAL ELECTION  
 ST. LOUIS COUNTY, MISSOURI  
 TUESDAY, APRIL 4, 2017  
 WITH 1 OF 1 PRECINCTS REPORTING

OFFICIAL FINAL RESULTS

	TOTAL	PERCENT		TOTAL	PERCENT
01 = REGISTERED VOTERS - TOTAL	340		03 = VOTER TURNOUT - TOTAL	115	33.82
02 = BALLOTS CAST - TOTAL	115				
	01	02	03		
1939 NOR39	340	115	33.82		

	VOTES	PERCENT		VOTES	PERCENT
TRUSTEE PASADENA PARK (Vote for ) 3			04 = JACKIE KAM-BLACKARD	35	16.36
01 = ALICE CANAVAN	46	21.49	05 = INVALID WRITE-IN	1	.47
02 = CAROLYN D. YOUNG	78	36.45			
03 = SHIRLEY A. FITZPATRICK	54	25.33			
	01	02	03	04	05
1939 NOR39	46	78	54	35	1

WE, THE BOARD OF ELECTION COMMISSIONERS OF ST. LOUIS COUNTY, MISSOURI, ACTING AS THE VERIFICATION BOARD PURSUANT TO SECTION 115.507, RSMo, HEREBY CERTIFY THE FOREGOING TO BE A TRUE AND CORRECT ABSTRACT OF VOTES CAST FOR THE CANDIDATES AND ISSUES AT THE MUNICIPAL GENERAL ELECTION HELD IN ST. LOUIS COUNTY, MISSOURI, ON APRIL 4, 2017. IN TESTIMONY WHEREOF, WE HAVE HEREUNTO SET OUR HAND AT OUR OFFICE IN MAPLEWOOD, ST. LOUIS COUNTY, MISSOURI, ON APRIL 17, 2017.

*Richard H. Kellett*  
 RICHARD H. KELLETT, CHAIRMAN

*John W. Maupin*  
 JOHN W. MAUPIN, SECRETARY

*Trudi McCollum Foushee*  
 TRUDI MCCOLLUM FOUSHEE, COMMISSIONER



RUN DATE:04/17/17 10:20 AM

WITH 4 OF 4 PRECINCTS REPORTING

01 = REGISTERED VOTERS - TOTAL  
02 = BALLOTS CAST - TOTAL

TOTAL PERCENT  
2,138  
494

03 = VOTER TURNOUT - TOTAL

TOTAL PERCENT  
23.11

	01	02	03
1901 NOR1	487	97	19.92
1902 NOR2	601	138	22.96
1903 NOR3	487	137	28.13
2721 UNV21	563	122	21.67

		VOTES PERCENT		WITH 4 OF 4 REPORTING		VOTES PERCENT	
MAYOR PINE LAWN (Vote for ) 1							
01 = TERRY EPPS		312	63.67			104	21.22
02 = DARRYL JONES		21	4.29	04 = ELWYN M. WALLS		0	
03 = GERALD L. METTS		53	10.82	05 = INVALID WRITE-IN			
		01	02	03	04	05	
1901 NOR1		54	4	12	27	0	
1902 NOR2		76	10	6	46	0	
1903 NOR3		93	4	22	16	0	
2721 UNV21		89	3	13	15	0	

		VOTES PERCENT		WITH 1 OF 1 REPORTING		VOTES PERCENT	
ALDERPERSON PINE LAWN WARD 1 (Vote for ) 1							
01 = CARLA WALKER		33	28.21	03 = DEBRA GOMEZ		19	16.24
02 = OLIMES UNDERWOOD		64	54.70	04 = INVALID WRITE-IN		1	.85
		01	02	03	04		
2721 UNV21		33	64	19	1		

		VOTES PERCENT		WITH 1 OF 1 REPORTING		VOTES PERCENT	
ALDERPERSON PINE LAWN WARD 2 (Vote for ) 1							
01 = ROSALYN HALK		43	49.43	03 = INVALID WRITE-IN		2	2.30
02 = JOAN HARRIS		42	48.28				
		01	02	03			
1901 NOR1		43	42	2			

		VOTES PERCENT		WITH 1 OF 1 REPORTING		VOTES PERCENT	
ALDERPERSON PINE LAWN WARD 3 (Vote for ) 1							
01 = ADRIAN WRIGHT		77	62.60	03 = INVALID WRITE-IN		0	
02 = RONALD PIERSON		46	37.40				
		01	02	03			
1903 NOR3		77	46	0			

		VOTES PERCENT		WITH 1 OF 1 REPORTING		VOTES PERCENT	
ALDERPERSON PINE LAWN WARD 4 (Vote for ) 1							
01 = NAKISHA SMITH		77	60.16	03 = INVALID WRITE-IN		0	
02 = CHELENA PYE		51	39.84				
		01	02	03			
1902 NOR2		77	51	0			

WE, THE BOARD OF ELECTION COMMISSIONERS OF ST. LOUIS COUNTY, MISSOURI, ACTING AS THE VERIFICATION BOARD PURSUANT TO SECTION 115.507, RSMo, HEREBY CERTIFY THE FOREGOING TO BE A TRUE AND CORRECT ABSTRACT OF VOTES CAST FOR THE CANDIDATES AND ISSUES AT THE MUNICIPAL GENERAL ELECTION HELD IN ST. LOUIS COUNTY, MISSOURI, ON APRIL 4, 2017. IN TESTIMONY WHEREOF, WE HAVE HEREUNTO SET OUR HAND AT OUR OFFICE IN MAPLEWOOD, ST. LOUIS COUNTY, MISSOURI, ON APRIL 17, 2017.

*Richard H. Kellett*  
RICHARD H. KELLETT, CHAIRMAN

*John W. Maupin*  
JOHN W. MAUPIN, SECRETARY

*Trudi McCollum Foushee*  
TRUDI MCCOLLUM FOUSHEE, COMMISSIONER



VILLAGE OF RIVERVIEW  
 RUN DATE:04/17/17 10:21 AM

GENERAL MUNICIPAL ELECTION  
 ST. LOUIS COUNTY, MISSOURI  
 TUESDAY, APRIL 4, 2017  
 WITH 1 OF 1 PRECINCTS REPORTING

OFFICIAL FINAL RESULTS

01 = REGISTERED VOTERS - TOTAL  
 02 = BALLOTS CAST - TOTAL

TOTAL PERCENT  
 1,386 .186

03 = VOTER TURNOUT - TOTAL

TOTAL PERCENT  
 13.42

	01	02	03
2431 SF31,32	1386	.186	13.42

		VOTES PERCENT		WITH 1 OF 1 REPORTING		VOTES PERCENT	
TRUSTEE RIVERVIEW							
(Vote for ) 3							
01 = STEVE PARO		151	35.45	03 = HOWARD PIERCE	134	31.46	
02 = BRUCE STOCKER		130	30.52	04 = THEO (TED) BROWN, SR. (1) W/I VOTE OF	11	2.58	
		01	02	03	04		
2431 SF31,32		151	130	134	11		

WE, THE BOARD OF ELECTION COMMISSIONERS OF ST. LOUIS COUNTY, MISSOURI, ACTING AS THE VERIFICATION BOARD PURSUANT TO SECTION 115.507, RSMo, HEREBY CERTIFY THE FOREGOING TO BE A TRUE AND CORRECT ABSTRACT OF VOTES CAST FOR THE CANDIDATES AND ISSUES AT THE MUNICIPAL GENERAL ELECTION HELD IN ST. LOUIS COUNTY, MISSOURI, ON APRIL 4, 2017. IN TESTIMONY WHEREOF, WE HAVE HEREUNTO SET OUR HAND AT OUR OFFICE IN MAPLEWOOD, ST. LOUIS COUNTY, MISSOURI, ON APRIL 17, 2017.

*Richard H. Kellett*  
 RICHARD H. KELLETT, CHAIRMAN

*John W. Maupin*  
 JOHN W. MAUPIN, SECRETARY

*Trudi McCollum Foushee*  
 TRUDI MCCOLLUM FOUSHEE, COMMISSIONER



RUN DATE:04/17/17 10:21 AM

01 = REGISTERED VOTERS - TOTAL  
02 = BALLOTS CAST - TOTAL

TOTAL 3,612  
PERCENT 646

WITH 5 OF 5 PRECINCTS REPORTING

03 = VOTER TURNOUT - TOTAL

TOTAL PERCENT  
17.88

	01	02	03
0518 CLA18	10	2	20.00
0522 CLA22	978	179	18.30
0523 CLA23	1365	255	18.68
0550 CLA50	727	119	16.37
0551 CLA51	532	91	17.11

WITH 2 OF 2 REPORTING

ALDERPERSON ROCK HILL WARD 1  
(Vote for ) 1  
01 = EDWARD J. (ED) JOHNSON  
02 = INVALID WRITE-IN

VOTES PERCENT  
176 98.32  
3 1.68

	01	02
0550 CLA50	96	2
0551 CLA51	80	1

WITH 1 OF 1 REPORTING

ALDERPERSON ROCK HILL WARD 2  
(Vote for ) 1  
01 = SABRINA WESTFALL-LUMPKINS  
02 = INVALID WRITE-IN

VOTES PERCENT  
147 98.00  
3 2.00

	01	02
0522 CLA22	147	3

WITH 2 OF 2 REPORTING

ALDERPERSON ROCK HILL WARD 3  
(Vote for ) 1  
01 = MARY K. WOFFORD  
02 = INVALID WRITE-IN

VOTES PERCENT  
211 96.35  
8 3.65

	01	02
0518 CLA18	2	0
0523 CLA23	209	8

WE, THE BOARD OF ELECTION COMMISSIONERS OF ST. LOUIS COUNTY, MISSOURI, ACTING AS THE VERIFICATION BOARD PURSUANT TO SECTION 115.507, RSMO, HEREBY CERTIFY THE FOREGOING TO BE A TRUE AND CORRECT ABSTRACT OF VOTES CAST FOR THE CANDIDATES AND ISSUES AT THE MUNICIPAL GENERAL ELECTION HELD IN ST. LOUIS COUNTY, MISSOURI, ON APRIL 4, 2017. IN TESTIMONY WHEREOF, WE HAVE HEREUNTO SET OUR HAND AT OUR OFFICE IN MAPLEWOOD, ST. LOUIS COUNTY, MISSOURI, ON APRIL 17, 2017.

*Richard H. Kellett*  
RICHARD H. KELLETT, CHAIRMAN

*John W. Maupin*  
JOHN W. MAUPIN, SECRETARY

*Trudi McCollum Foushee*  
TRUDI MCCOLLUM FOUSHEE, COMMISSIONER





RUN DATE:04/17/17 10:21 AM

01 = REGISTERED VOTERS - TOTAL  
02 = BALLOTS CAST - TOTAL

TOTAL PERCENT  
4,680  
1,015

WITH 8 OF 8 PRECINCTS REPORTING  
03 = VOTER TURNOUT - TOTAL

TOTAL PERCENT  
21.69

	01	02	03
1006 HAD6	742	165	22.24
1007 HAD7,24	554	110	19.86
1031 HAD31	512	113	22.07
1106 JEF6	395	51	12.91
1109 JEF9	547	135	24.68
1111 JEF11	351	68	19.37
1115 JEF15	503	130	25.84
1129 JEF29	1076	243	22.58

WITH 3 OF 3 REPORTING

ALDERPERSON SHREWSBURY WARD 1  
(Vote for ) 1  
01 = ELMER KAUFFMANN  
02 = INVALID WRITE-IN

VOTES PERCENT  
254 93.73  
17 6.27

	01	02
1007 HAD7,24	96	7
1031 HAD31	102	4
1111 JEF11	56	6

WITH 3 OF 3 REPORTING

ALDERPERSON SHREWSBURY WARD 2  
(Vote for ) 1  
01 = RICK STEINGRUBY  
02 = INVALID WRITE-IN

VOTES PERCENT  
305 95.91  
13 4.09

	01	02
1006 HAD6	146	6
1106 JEF6	43	1
1109 JEF9	116	6

WITH 2 OF 2 REPORTING

ALDERPERSON SHREWSBURY WARD 3  
(Vote for ) 1  
01 = MIKE TRAVAGLINI  
02 = INVALID WRITE-IN

VOTES PERCENT  
313 95.43  
15 4.57

	01	02
1115 JEF15	105	8
1129 JEF29	208	7

WE, THE BOARD OF ELECTION COMMISSIONERS OF ST. LOUIS COUNTY, MISSOURI, ACTING AS THE VERIFICATION BOARD PURSUANT TO SECTION 115.507, RSMo, HEREBY CERTIFY THE FOREGOING TO BE A TRUE AND CORRECT ABSTRACT OF VOTES CAST FOR THE CANDIDATES AND ISSUES AT THE MUNICIPAL GENERAL ELECTION HELD IN ST. LOUIS COUNTY, MISSOURI, ON APRIL 4, 2017. IN TESTIMONY WHEREOF, WE HAVE HEREUNTO SET OUR HAND AT OUR OFFICE IN MAPLEWOOD, ST. LOUIS COUNTY, MISSOURI, ON APRIL 17, 2017.

*Richard H. Kellett*  
RICHARD H. KELLETT, CHAIRMAN

*John W. Maupin*  
JOHN W. MAUPIN, SECRETARY

*Trudi McCollum Foushee*  
TRUDI MCCOLLUM FOUSHEE, COMMISSIONER



RUN DATE:04/17/17 10:22 AM

WITH 14 OF 14 PRECINCTS REPORTING

01 = REGISTERED VOTERS - TOTAL  
02 = BALLOTS CAST - TOTAL

TOTAL PERCENT  
8,274  
2,107

03 = VOTER TURNOUT - TOTAL

TOTAL PERCENT  
25.47

	01	02	03
0104 AP4,28 MID50	1506	312	20.72
0108 AP8,24	1046	198	18.93
0111 AP11,20	674	127	18.84
0130 AP30	210	22	10.48
0131 AP31	809	220	27.19
0133 AP33	277	88	31.77
0140 AP40 MID56	916	273	29.80
0144 AP44	400	142	35.50
0146 AP46	62	24	38.71
0149 AP49	728	212	29.12
1723 MID23	538	108	20.07
1727 MID27	341	113	33.14
1742 MID42	494	193	39.07
1746 MID46	273	75	27.47

WITH 14 OF 14 REPORTING

MARSHAL-COLLECTOR ST. ANN  
(Vote for ) 1  
01 = AARON JIMENEZ  
02 = INVALID WRITE-IN

VOTES PERCENT  
1,857 96.97  
58 3.03

	01	02
0104 AP4,28 MID50	268	11
0108 AP8,24	162	6
0111 AP11,20	113	3
0130 AP30	17	0
0131 AP31	189	6
0133 AP33	78	2
0140 AP40 MID56	248	7
0144 AP44	122	5
0146 AP46	24	0
0149 AP49	191	8
1723 MID23	100	0
1727 MID27	102	2
1742 MID42	175	5
1746 MID46	68	3

WITH 3 OF 3 REPORTING

ALDERPERSON ST. ANN WARD 1  
(Vote for ) 1  
01 = STEVE TRIPLETT  
02 = INVALID WRITE-IN

VOTES PERCENT  
308 96.55  
11 3.45

	01	02
0108 AP8,24	157	5
1723 MID23	91	3
1746 MID46	60	3

WITH 4 OF 4 REPORTING

ALDERPERSON ST. ANN WARD 2  
(Vote for ) 1  
01 = AMY POELKER  
02 = INVALID WRITE-IN

VOTES PERCENT  
429 96.62  
15 3.38

	01	02
0111 AP11,20	110	4
0130 AP30	19	0
0131 AP31	183	7
0144 AP44	117	4

WITH 4 OF 4 REPORTING

ALDERPERSON ST. ANN WARD 3  
(Vote for ) 1  
01 = RICK CRABTREE  
02 = INVALID WRITE-IN

VOTES PERCENT  
643 95.40  
31 4.60

	01	02
0140 AP40 MID56	225	9
0149 AP49	175	10
1727 MID27	84	5
1742 MID42	159	7

WITH 3 OF 3 REPORTING

ALDERPERSON ST. ANN WARD 4  
(Vote for ) 1  
01 = DANIEL MURPHY  
02 = INVALID WRITE-IN

VOTES PERCENT  
347 95.86  
15 4.14

	01	02
0104 AP4,28 MID50	253	12
0133 AP33	72	2
0146 AP46	22	1

WITH 14 OF 14 REPORTING

ST. ANN - PROPOSITION L  
\*\*TAX LEVY - GENERAL REVENUE\*\*  
(Vote for ) 1  
01 = YES  
02 = NO

VOTES PERCENT  
1,270 60.62  
825 39.38

	01	02
0104 AP4,28 MID50	166	143
0108 AP8,24	101	97
0111 AP11,20	80	46
0130 AP30	10	12
0131 AP31	120	98
0133 AP33	43	45
0140 AP40 MID56	200	72
0144 AP44	89	52
0146 AP46	14	10
0149 AP49	139	71
1723 MID23	65	43
1727 MID27	68	44
1742 MID42	131	61
1746 MID46	44	31

WE, THE BOARD OF ELECTION COMMISSIONERS OF ST. LOUIS COUNTY, MISSOURI, ACTING AS THE VERIFICATION BOARD PURSUANT TO SECTION 115.507,RSMO, HEREBY CERTIFY THE FOREGOING TO BE A TRUE AND CORRECT ABSTRACT OF VOTES CAST FOR THE CANDIDATES AND ISSUES AT THE MUNICIPAL GENERAL ELECTION HELD IN ST. LOUIS COUNTY, MISSOURI, ON APRIL 4,2017. IN TESTIMONY WHEREOF, WE HAVE HEREUNTO SET OUR HAND AT OUR OFFICE IN MAPLEWOOD, ST. LOUIS COUNTY, MISSOURI, ON APRIL 17, 2017.

*Richard H. Kellett*  
 RICHARD H. KELLETT, CHAIRMAN

*John W. Maupin*  
 JOHN W. MAUPIN, SECRETARY

*Trudi McCollum Foushee*  
 TRUDI MCCOLLUM FOUSHEE, COMMISSIONER



CITY OF ST. JOHN

GENERAL MUNICIPAL ELECTION  
ST. LOUIS COUNTY, MISSOURI  
TUESDAY, APRIL 4, 2017

OFFICIAL FINAL RESULTS

RUN DATE:04/17/17 10:22 AM

WITH 5 OF 5 PRECINCTS REPORTING

01 = REGISTERED VOTERS - TOTAL  
02 = BALLOTS CAST - TOTAL

TOTAL PERCENT  
3,919 491

03 = VOTER TURNOUT - TOTAL

TOTAL PERCENT  
12.53

	01	02	03
0106 AP6,9,13,37	1466	172	11.73
0114 AP14 NOR27	478	53	11.09
0115 AP15	311	25	8.04
0116 AP16 NOR31	271	29	10.70
1926 NOR26	1393	212	15.22

WITH 3 OF 3 REPORTING

COUNCIL MEMBER ST. JOHN WARD 1  
(Vote for ) 1  
01 = MARK ROBERT STIEF  
02 = DAVID M. WIEDA

VOTES PERCENT  
124 50.41  
119 48.37

03 = INVALID WRITE-IN

VOTES PERCENT  
3 1.22

	01	02	03
0115 AP15	10	13	0
0116 AP16 NOR31	15	10	1
1926 NOR26	99	96	2

WITH 2 OF 2 REPORTING

COUNCIL MEMBER ST. JOHN WARD 2  
(Vote for ) 1  
01 = CURT PIERCE  
02 = INVALID WRITE-IN

VOTES PERCENT  
192 95.52  
9 4.48

	01	02
0106 AP6,9,13,37	146	6
0114 AP14 NOR27	46	3

WE, THE BOARD OF ELECTION COMMISSIONERS OF ST. LOUIS COUNTY, MISSOURI, ACTING AS THE VERIFICATION BOARD PURSUANT TO SECTION 115.507,RSMo, HEREBY CERTIFY THE FOREGOING TO BE A TRUE AND CORRECT ABSTRACT OF VOTES CAST FOR THE CANDIDATES AND ISSUES AT THE MUNICIPAL GENERAL ELECTION HELD IN ST. LOUIS COUNTY, MISSOURI, ON APRIL 4,2017. IN TESTIMONY WHEREOF, WE HAVE HEREUNTO SET OUR HAND AT OUR OFFICE IN MAPLEWOOD, ST. LOUIS COUNTY, MISSOURI, ON APRIL 17, 2017.

*Richard H. Kellett*  
RICHARD H. KELLETT, CHAIRMAN

*John W. Maupin*  
JOHN W. MAUPIN, SECRETARY

*Trudi McCollum Foushee*  
TRUDI MCCOLLUM FOUSHEE, COMMISSIONER



RUN DATE:04/17/17 10:23 AM

WITH 14 OF 14 PRECINCTS REPORTING

01 = REGISTERED VOTERS - TOTAL  
02 = BALLOTS CAST - TOTAL

TOTAL PERCENT  
7,122  
2,174

03 = VOTER TURNOUT - TOTAL

TOTAL PERCENT  
30.53

	01	02	03
0216 BON16,20,35	1075	317	29.49
0240 BON40	1	0	.00
0601 CON1 GRA31	1344	414	30.80
0603 CON3	646	190	29.41
0625 CON25	1085	342	31.52
0648 CON48	38	11	28.95
0902 GRA2,8	450	58	12.89
0903 GRA3	17	7	41.18
0909 GRA9	808	268	33.17
0910 GRA10,12	117	50	42.74
0911 GRA11	571	226	39.58
0914 GRA14,41	880	264	30.00
0923 GRA23,30	14	1	7.14
0934 GRA34	76	26	34.21

WITH 4 OF 4 REPORTING

ALDERMAN SUNSET HILLS WARD 1  
(Vote for ) 1  
01 = DEE BAEBLER  
02 = INVALID WRITE-IN

VOTES PERCENT  
313 92.88  
24 7.12

	01	02
0216 BON16,20,35	267	11
0240 BON40	0	0
0902 GRA2,8	41	11
0903 GRA3	5	2

WITH 3 OF 3 REPORTING

ALDERMAN SUNSET HILLS WARD 2  
(Vote for ) 1  
01 = STEVE BERSCHE  
02 = INVALID WRITE-IN

VOTES PERCENT  
455 97.43  
12 2.57

	01	02
0648 CON48	11	0
0909 GRA9	232	5
0914 GRA14,41	212	7

WITH 4 OF 4 REPORTING

ALDERMAN SUNSET HILLS WARD 3  
(Vote for ) 1  
01 = NATHAN LIPE  
02 = LORI SCARLETT

VOTES PERCENT  
354 55.84  
280 44.16

03 = INVALID WRITE-IN

VOTES PERCENT  
0

	01	02	03
0625 CON25	232	103	0
0910 GRA10,12	22	27	0
0911 GRA11	83	142	0
0934 GRA34	17	8	0

WITH 3 OF 3 REPORTING

ALDERMAN SUNSET HILLS WARD 4  
(Vote for ) 1  
01 = MARK COLOMBO  
02 = INVALID WRITE-IN

VOTES PERCENT  
513 99.42  
3 .58

	01	02
0601 CON1 GRA31	352	1
0603 CON3	161	1
0923 GRA23,30	0	1

WE, THE BOARD OF ELECTION COMMISSIONERS OF ST. LOUIS COUNTY, MISSOURI, ACTING AS THE VERIFICATION BOARD PURSUANT TO SECTION 115.507,RSMO, HEREBY CERTIFY THE FOREGOING TO BE A TRUE AND CORRECT ABSTRACT OF VOTES CAST FOR THE CANDIDATES AND ISSUES AT THE MUNICIPAL GENERAL ELECTION HELD IN ST. LOUIS COUNTY, MISSOURI, ON APRIL 4,2017. IN TESTIMONY WHEREOF, WE HAVE HEREUNTO SET OUR HAND AT OUR OFFICE IN MAPLEWOOD, ST. LOUIS COUNTY, MISSOURI, ON APRIL 17, 2017.

*Richard H. Kellett*  
RICHARD H. KELLETT, CHAIRMAN

*John W. Maupin*  
JOHN W. MAUPIN, SECRETARY

*Trudi McCollum Foushee*  
TRUDI MCCOLLUM FOUSHEE, COMMISSIONER



CITY OF TOWN & COUNTRY  
RUN DATE:04/17/17 10:23 AM

GENERAL MUNICIPAL ELECTION  
ST. LOUIS COUNTY, MISSOURI  
TUESDAY, APRIL 4, 2017  
WITH 14 OF 14 PRECINCTS REPORTING

OFFICIAL FINAL RESULTS

01 = REGISTERED VOTERS - TOTAL  
02 = BALLOTS CAST - TOTAL

TOTAL 8,617  
PERCENT 2,055

03 = VOTER TURNOUT - TOTAL

TOTAL PERCENT  
23.85

	01	02	03
0320 CC20,59	1236	347	28.07
0329 CC29 MR39	534	197	36.89
1246 LAF46 MR3	1012	232	22.92
1635 MHT35,56	1270	190	14.96
1654 MHT54	3	1	33.33
1802 MR2	135	15	11.11
1809 MR9	95	36	37.89
1825 MR25	1243	290	23.33
1829 MR29	830	124	14.94
1843 MR43	469	116	24.73
1844 MR44	689	197	28.59
1845 MR45,53	578	99	17.13
1848 MR48	480	191	39.79
1856 MR56	43	20	46.51

WITH 14 OF 14 REPORTING

MAYOR TOWN AND COUNTRY  
(Vote for ) 1  
01 = JON DALTON  
02 = INVALID WRITE-IN

VOTES PERCENT  
1,718 95.02  
90 4.98

	01	02
0320 CC20,59	292	8
0329 CC29 MR39	164	6
1246 LAF46 MR3	183	18
1635 MHT35,56	162	8
1654 MHT54	1	0
1802 MR2	15	0
1809 MR9	34	1
1825 MR25	237	17
1829 MR29	107	3
1843 MR43	104	3
1844 MR44	163	12
1845 MR45,53	86	3
1848 MR48	155	8
1856 MR56	15	3

WITH 6 OF 6 REPORTING

ALDERMAN TOWN AND COUNTRY WARD 1  
(Vote for ) 1  
01 = LYNN WRIGHT  
02 = MICHAEL COZAD

VOTES PERCENT  
393 55.35  
317 44.65

03 = INVALID WRITE-IN

VOTES PERCENT  
0

	01	02	03
0320 CC20,59	200	145	0
0329 CC29 MR39	93	101	0
1654 MHT54	1	0	0
1809 MR9	30	5	0
1843 MR43	58	58	0
1856 MR56	11	8	0

WITH 3 OF 3 REPORTING

ALDERMAN TOWN AND COUNTRY WARD 2  
(Vote for ) 1  
01 = TIFFANY FRAUTSCHI  
02 = INVALID WRITE-IN

VOTES PERCENT  
389 97.25  
11 2.75

	01	02
1802 MR2	14	0
1825 MR25	268	7
1829 MR29	107	4

WITH 3 OF 3 REPORTING

ALDERMAN TOWN AND COUNTRY WARD 3  
(Vote for ) 1  
01 = FRED MEYLAND-SMITH  
02 = LINDA ROBSON

VOTES PERCENT  
434 71.62  
169 27.89

03 = INVALID WRITE-IN

VOTES PERCENT  
3 .50

	01	02	03
1246 LAF46 MR3	164	59	2
1844 MR44	128	62	1
1848 MR48	142	48	0

WITH 2 OF 2 REPORTING

ALDERMAN TOWN AND COUNTRY WARD 4  
(Vote for ) 1  
01 = JON BENIGAS  
02 = INVALID WRITE-IN

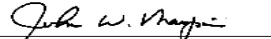
VOTES PERCENT  
239 96.37  
9 3.63


	01	02
1635 MHT35,56	159	8
1845 MR45,53	80	1

WE, THE BOARD OF ELECTION COMMISSIONERS OF ST. LOUIS COUNTY, MISSOURI, ACTING AS THE VERIFICATION BOARD PURSUANT TO SECTION 115.507, RSMO, HEREBY CERTIFY THE FOREGOING TO BE A TRUE AND CORRECT ABSTRACT OF VOTES CAST FOR THE CANDIDATES AND ISSUES AT THE MUNICIPAL GENERAL ELECTION HELD IN ST. LOUIS COUNTY, MISSOURI, ON

APRIL 4, 2017. IN TESTIMONY WHEREOF, WE HAVE HEREUNTO SET OUR HAND AT OUR OFFICE IN MAPLEWOOD, ST. LOUIS COUNTY, MISSOURI, ON APRIL 17, 2017.

  
RICHARD H. KELLETT, CHAIRMAN

  
JOHN W. MAUPIN, SECRETARY

  
TRUDI MCCOLLUM FOUSHEE, COMMISSIONER



CITY OF TWIN OAKS

RUN DATE:04/17/17 10:27 AM

GENERAL MUNICIPAL ELECTION  
ST. LOUIS COUNTY, MISSOURI  
TUESDAY, APRIL 4, 2017

OFFICIAL FINAL RESULTS

01 = REGISTERED VOTERS - TOTAL  
02 = BALLOTS CAST - TOTAL

TOTAL PERCENT  
299 110

WITH 1 OF 1 PRECINCTS REPORTING

03 = VOTER TURNOUT - TOTAL

TOTAL PERCENT  
36.79

01 02 03  
299 110 36.79

2332 QUE32

VOTES PERCENT

WITH 1 OF 1 REPORTING

MAYOR TWIN OAKS

(Vote for ) 1  
01 = RUSSELL L. FORTUNE  
02 = INVALID WRITE-IN

89 92.71  
7 7.29

01 02

2332 QUE32

89 7

VOTES PERCENT

WITH 1 OF 1 REPORTING

ALDERMEN-AT-LARGE TWIN OAKS

(Vote for ) 2  
01 = DENNIS L. WHITMORE  
02 = LISA EISENHAEUER

67 45.27  
77 52.03

03 = INVALID WRITE-IN

VOTES PERCENT

4 2.70

01 02 03

2332 QUE32

67 77 4

WE, THE BOARD OF ELECTION COMMISSIONERS OF ST. LOUIS COUNTY, MISSOURI, ACTING AS THE VERIFICATION BOARD PURSUANT TO SECTION 115.507, RSMo, HEREBY CERTIFY THE FOREGOING TO BE A TRUE AND CORRECT ABSTRACT OF VOTES CAST FOR THE CANDIDATES AND ISSUES AT THE MUNICIPAL GENERAL ELECTION HELD IN ST. LOUIS COUNTY, MISSOURI, ON APRIL 4, 2017. IN TESTIMONY WHEREOF, WE HAVE HEREUNTO SET OUR HAND AT OUR OFFICE IN MAPLEWOOD, ST. LOUIS COUNTY, MISSOURI, ON APRIL 17, 2017.

*Richard H. Kellett*  
RICHARD H. KELLETT, CHAIRMAN

*John W. Maupin*  
JOHN W. MAUPIN, SECRETARY

*Trudi McCollum Foushee*  
TRUDI MCCOLLUM FOUSHEE, COMMISSIONER





VILLAGE OF UPLANDS PARK  
 RUN DATE:04/17/17 10:27 AM

GENERAL MUNICIPAL ELECTION  
 ST. LOUIS COUNTY, MISSOURI  
 TUESDAY, APRIL 4, 2017  
 WITH 1 OF 1 PRECINCTS REPORTING

OFFICIAL FINAL RESULTS

01 = REGISTERED VOTERS - TOTAL	TOTAL	PERCENT	03 = VOTER TURNOUT - TOTAL	TOTAL	PERCENT
02 = BALLOTS CAST - TOTAL	313			28.12	
	88				
	01	02	03		
	313	88	28.12		

1941 NOR41

			WITH 1 OF 1 REPORTING					
			VOTES	PERCENT			VOTES	PERCENT
TRUSTEE UPLANDS PARK								
(Vote for ) 2								
01 = BIRDIE MCKEE			26	16.46	04 = ONVA BURKE		32	20.25
02 = HENRY IWENOFU			28	17.72	05 = KENNETH WILLIAMS		32	20.25
03 = CARMEN McCLENDON-ROBERTS			39	24.68	06 = INVALID WRITE-IN		1	.63
	01	02	03	04	05	06		
	26	28	39	32	32	1		

WE, THE BOARD OF ELECTION COMMISSIONERS OF ST. LOUIS COUNTY, MISSOURI, ACTING AS THE VERIFICATION BOARD PURSUANT TO SECTION 115.507, RSMO, HEREBY CERTIFY THE FOREGOING TO BE A TRUE AND CORRECT ABSTRACT OF VOTES CAST FOR THE CANDIDATES AND ISSUES AT THE MUNICIPAL GENERAL ELECTION HELD IN ST. LOUIS COUNTY, MISSOURI, ON APRIL 4, 2017. IN TESTIMONY WHEREOF, WE HAVE HEREUNTO SET OUR HAND AT OUR OFFICE IN MAPLEWOOD, ST. LOUIS COUNTY, MISSOURI, ON APRIL 17, 2017.

*Richard H. Kellett*  
 RICHARD H. KELLETT, CHAIRMAN

*John W. Maupin*  
 JOHN W. MAUPIN, SECRETARY

*Trudi McCollum Foushee*  
 TRUDI MCCOLLUM FOUSHEE, COMMISSIONER



	TOTAL	PERCENT		TOTAL	PERCENT
01 = REGISTERED VOTERS - TOTAL	4,357		03 = VOTER TURNOUT - TOTAL	29.22	
02 = BALLOTS CAST - TOTAL	1,273				
	01	02	03		
1544 MER44	6	1	16.67		
2317 QUE17,40	850	211	24.82		
2320 QUE20	22	1	4.55		
2321 QUE21	73	11	15.07		
2325 QUE25,38	856	296	34.58		
2328 QUE28,34	265	95	35.85		
2333 QUE33	436	117	26.83		
2335 QUE35	707	285	40.31		
2342 QUE42	601	204	33.94		
2346 QUE46	220	21	9.55		
2349 QUE49	320	31	9.69		
2350 QUE50	1	0	.00		

ALDERPERSON VALLEY PARK WARD 1			WITH 5 OF 5 REPORTING		VOTES PERCENT	
(Vote for )	1					
01 = LLOYD FORD		107	49.08	03 = INVALID WRITE-IN		0
02 = STEPHANIE REYNOLDS		111	50.92			
	01	02	03			
1544 MER44	0	0	0			
2317 QUE17,40	99	94	0			
2320 QUE20	0	0	0			
2349 QUE49	8	17	0			
2350 QUE50	0	0	0			

ALDERPERSON VALLEY PARK WARD 2			WITH 2 OF 2 REPORTING		VOTES PERCENT	
(Vote for )	1					
01 = LAURIE HENDERSON		107	50.71	03 = INVALID WRITE-IN		4 1.90
02 = THOMAS BOLTE		100	47.39			
	01	02	03			
2342 QUE42	93	97	1			
2346 QUE46	14	3	3			

ALDERPERSON VALLEY PARK WARD 3			WITH 3 OF 3 REPORTING		VOTES PERCENT	
(Vote for )	1					
01 = EDDIE WALKER		203	53.28	03 = INVALID WRITE-IN		3 .79
02 = JEFFERY J. WHITTEAKER		175	45.93			
	01	02	03			
2321 QUE21	4	6	0			
2328 QUE28,34	54	38	1			
2335 QUE35	145	131	2			

ALDERPERSON VALLEY PARK WARD 4			WITH 2 OF 2 REPORTING		VOTES PERCENT	
(Vote for )	1					
01 = DEE O'NEILL		186	47.57	03 = INVALID WRITE-IN		1 .26
02 = STEVE DRAKE		204	52.17			
	01	02	03			
2325 QUE25,38	106	171	1			
2333 QUE33	80	33	0			

WE, THE BOARD OF ELECTION COMMISSIONERS OF ST. LOUIS COUNTY, MISSOURI, ACTING AS THE VERIFICATION BOARD PURSUANT TO SECTION 115.507,RSMo, HEREBY CERTIFY THE FOREGOING TO BE A TRUE AND CORRECT ABSTRACT OF VOTES CAST FOR THE CANDIDATES AND ISSUES AT THE MUNICIPAL GENERAL ELECTION HELD IN ST. LOUIS COUNTY, MISSOURI, ON APRIL 4,2017. IN TESTIMONY WHEREOF, WE HAVE HEREUNTO SET OUR HAND AT OUR OFFICE IN MAPLEWOOD, ST. LOUIS COUNTY, MISSOURI, ON APRIL 17, 2017.

*Richard H. Kellett*  
 RICHARD H. KELLETT, CHAIRMAN

*John W. Maupin*  
 JOHN W. MAUPIN, SECRETARY

*Trudi McCollum Foushee*  
 TRUDI MCCOLLUM FOUSHEE, COMMISSIONER



CITY OF VELDA CITY

RUN DATE:04/17/17 10:29 AM

GENERAL MUNICIPAL ELECTION  
ST. LOUIS COUNTY, MISSOURI  
TUESDAY, APRIL 4, 2017

OFFICIAL FINAL RESULTS

	TOTAL	PERCENT	WITH 2 OF 2 PRECINCTS REPORTING	TOTAL	PERCENT
01 = REGISTERED VOTERS - TOTAL	954			03 = VOTER TURNOUT - TOTAL	20.44
02 = BALLOTS CAST - TOTAL	195				
	01	02	03		
1909 NOR9	537	94	17.50		
1937 NOR37	417	101	24.22		

	VOTES	PERCENT	WITH 2 OF 2 REPORTING
MAYOR VELDA CITY (Vote for ) 1			
01 = ROBERT L. HENSLEY	163	92.09	
02 = INVALID WRITE-IN	14	7.91	
	01	02	
1909 NOR9	76	9	
1937 NOR37	87	5	

	VOTES	PERCENT	WITH 1 OF 1 REPORTING
ALDERPERSON VELDA CITY WARD 1 (Vote for ) 1			
01 = YVETTE BATTLE	84	97.67	
02 = INVALID WRITE-IN	2	2.33	
	01	02	
1937 NOR37	84	2	

	VOTES	PERCENT	WITH 1 OF 1 REPORTING
ALDERPERSON VELDA CITY WARD 2 (Vote for ) 1			
01 = NO CANDIDATE FILED	0		
02 = *SEE OFFICIAL WRITE-IN REPORT	10	100.00	
	01	02	
1909 NOR9	0	10	

WE, THE BOARD OF ELECTION COMMISSIONERS OF ST. LOUIS COUNTY, MISSOURI, ACTING AS THE VERIFICATION BOARD PURSUANT TO SECTION 115.507, RSMO, HEREBY CERTIFY THE FOREGOING TO BE A TRUE AND CORRECT ABSTRACT OF VOTES CAST FOR THE CANDIDATES AND ISSUES AT THE MUNICIPAL GENERAL ELECTION HELD IN ST. LOUIS COUNTY, MISSOURI, ON APRIL 4, 2017. IN TESTIMONY WHEREOF, WE HAVE HEREUNTO SET OUR HAND AT OUR OFFICE IN MAPLEWOOD, ST. LOUIS COUNTY, MISSOURI, ON APRIL 17, 2017.

*Richard H. Kellett*  
RICHARD H. KELLETT, CHAIRMAN

*John W. Maupin*  
JOHN W. MAUPIN, SECRETARY

*Trudi McCollum Foushee*  
TRUDI MCCOLLUM FOUSHEE, COMMISSIONER



CITY OF VELDA VILLAGE HILLS  
 RUN DATE:04/17/17 10:29 AM

GENERAL MUNICIPAL ELECTION  
 ST. LOUIS COUNTY, MISSOURI  
 TUESDAY, APRIL 4, 2017

OFFICIAL FINAL RESULTS

		TOTAL	PERCENT	WITH 2 OF 2 PRECINCTS REPORTING		TOTAL	PERCENT
01 = REGISTERED VOTERS - TOTAL		837		03 = VOTER TURNOUT - TOTAL			23.42
02 = BALLOTS CAST - TOTAL		196					
2730 UNV30		434	103	23.73			
2745 UNV45		403	93	23.08			

		VOTES	PERCENT	WITH 1 OF 1 REPORTING		VOTES	PERCENT
ALDERMAN VELDA VILLAGE HILLS WARD 1							
(Vote for ) 1							
01 = BERNARD WHITLEY		35	35.35	03 = INVALID WRITE-IN		2	2.02
02 = ROY WADE		62	62.63				
2730 UNV30		35	62	2			

		VOTES	PERCENT	WITH 1 OF 1 REPORTING		VOTES	PERCENT
ALDERMAN VELDA VILLAGE HILLS WARD 2							
(Vote for ) 1							
01 = WILLIE FLOWERS		37	40.22	03 = INVALID WRITE-IN		0	
02 = EFFIE MOORE		55	59.78				
2745 UNV45		37	55	0			

WE, THE BOARD OF ELECTION COMMISSIONERS OF ST. LOUIS COUNTY, MISSOURI, ACTING AS THE VERIFICATION BOARD PURSUANT TO SECTION 115.507, RSMo, HEREBY CERTIFY THE FOREGOING TO BE A TRUE AND CORRECT ABSTRACT OF VOTES CAST FOR THE CANDIDATES AND ISSUES AT THE MUNICIPAL GENERAL ELECTION HELD IN ST. LOUIS COUNTY, MISSOURI, ON APRIL 4, 2017. IN TESTIMONY WHEREOF, WE HAVE HEREUNTO SET OUR HAND AT OUR OFFICE IN MAPLEWOOD, ST. LOUIS COUNTY, MISSOURI, ON APRIL 17, 2017.

*Richard H. Kellett*  
 RICHARD H. KELLETT, CHAIRMAN

*John W. Maupin*  
 JOHN W. MAUPIN, SECRETARY

*Trudi McCollum Foushee*  
 TRUDI MCCOLLUM FOUSHEE, COMMISSIONER



CITY OF VINITA PARK  
 RUN DATE:04/17/17 10:29 AM

GENERAL MUNICIPAL ELECTION  
 ST. LOUIS COUNTY, MISSOURI  
 TUESDAY, APRIL 4, 2017  
 WITH 9 OF 9 PRECINCTS REPORTING

OFFICIAL FINAL RESULTS

	TOTAL	PERCENT		TOTAL	PERCENT
01 = REGISTERED VOTERS - TOTAL	1,185		03 = VOTER TURNOUT - TOTAL	27.93	
02 = BALLOTS CAST - TOTAL	331				
	01	02	03		
1710 MID10	124	44	35.48		
1718 MID18	333	120	36.04		
1720 MID20	24	11	45.83		
1725 MID25	46	21	45.65		
1730 MID30	297	62	20.88		
1732 MID32	34	9	26.47		
1738 MID38	51	7	13.73		
1755 MID55	276	57	20.65		
1760 MID60	0	0			

			WITH 1 OF 1 REPORTING			
	VOTES	PERCENT		VOTES	PERCENT	
ALDERPERSON VINITA PARK WARD 1 (Vote for ) 1						
01 = JANET D. SIMMS	49	41.18				
02 = BRIAN JOSEPH GREMAUD	70	58.82	03 = INVALID WRITE-IN	0		
	01	02	03			
1718 MID18	49	70	0			

			WITH 4 OF 4 REPORTING			
	VOTES	PERCENT		VOTES	PERCENT	
ALDERPERSON VINITA PARK WARD 2 (Vote for ) 1						
01 = WANDA FAIRLEY	63	64.29				
02 = NANCY J. MEWES	35	35.71	03 = INVALID WRITE-IN	0		
	01	02	03			
1725 MID25	6	15	0			
1730 MID30	49	13	0			
1732 MID32	1	7	0			
1738 MID38	7	0	0			

			WITH 4 OF 4 REPORTING			
	VOTES	PERCENT		VOTES	PERCENT	
ALDERPERSON VINITA PARK WARD 3 (Vote for ) 1						
01 = TIMOTHY MCGOVERN	3	2.73				
02 = KIM WASHINGTON	32	29.09	04 = MARCIETA D. REED	47	42.73	
03 = VERONICA CONNER	28	25.45	05 = INVALID WRITE-IN	0		
	01	02	03	04	05	
1710 MID10	2	6	16	18	0	
1720 MID20	1	0	0	10	0	
1755 MID55	0	26	12	19	0	
1760 MID60	0	0	0	0	0	

WE, THE BOARD OF ELECTION COMMISSIONERS OF ST. LOUIS COUNTY, MISSOURI, ACTING AS THE VERIFICATION BOARD PURSUANT TO SECTION 115.507, RSMO, HEREBY CERTIFY THE FOREGOING TO BE A TRUE AND CORRECT ABSTRACT OF VOTES CAST FOR THE CANDIDATES AND ISSUES AT THE MUNICIPAL GENERAL ELECTION HELD IN ST. LOUIS COUNTY, MISSOURI, ON APRIL 4, 2017. IN TESTIMONY WHEREOF, WE HAVE HEREUNTO SET OUR HAND AT OUR OFFICE IN MAPLEWOOD, ST. LOUIS COUNTY, MISSOURI, ON APRIL 17, 2017.

*Richard H. Kellett*  
 RICHARD H. KELLETT, CHAIRMAN

*John W. Maupin*  
 JOHN W. MAUPIN, SECRETARY

*Trudi McCollum Foushee*  
 TRUDI MCCOLLUM FOUSHEE, COMMISSIONER



RUN DATE:04/17/17 10:30 AM

WITH 4 OF 4 PRECINCTS REPORTING

01 = REGISTERED VOTERS - TOTAL  
02 = BALLOTS CAST - TOTAL

TOTAL PERCENT  
1,651 476

03 = VOTER TURNOUT - TOTAL

TOTAL PERCENT  
28.83

	01	02	03
0533 CLA33	375	181	48.27
0542 CLA42	394	90	22.84
0545 CLA45	469	114	24.31
1101 JEF1	413	91	22.03

WITH 1 OF 1 REPORTING

	VOTES	PERCENT
ALDERPERSON WARSON WOODS WARD 1 (Vote for ) 1		
01 = JAMES (JIM) NEWMAN	81	95.29
02 = INVALID WRITE-IN	4	4.71
1101 JEF1	81	4

WITH 1 OF 1 REPORTING

	VOTES	PERCENT
ALDERPERSON WARSON WOODS WARD 2 (Vote for ) 1		
01 = GORDON W. GOSH	99	100.00
02 = INVALID WRITE-IN	0	
0545 CLA45	99	0

WITH 1 OF 1 REPORTING

	VOTES	PERCENT
ALDERPERSON WARSON WOODS WARD 3 (Vote for ) 1		
01 = CHARLES LUISETTI	77	96.25
02 = INVALID WRITE-IN	3	3.75
0542 CLA42	77	3

WITH 1 OF 1 REPORTING

	VOTES	PERCENT
ALDERPERSON WARSON WOODS WARD 4 (Vote for ) 1		
01 = MARK F. WITTICH	158	99.37
02 = INVALID WRITE-IN	1	.63
0533 CLA33	158	1

WE, THE BOARD OF ELECTION COMMISSIONERS OF ST. LOUIS COUNTY, MISSOURI, ACTING AS THE VERIFICATION BOARD PURSUANT TO SECTION 115.507,RSMo, HEREBY CERTIFY THE FOREGOING TO BE A TRUE AND CORRECT ABSTRACT OF VOTES CAST FOR THE CANDIDATES AND ISSUES AT THE MUNICIPAL GENERAL ELECTION HELD IN ST. LOUIS COUNTY, MISSOURI, ON APRIL 4,2017. IN TESTIMONY WHEREOF, WE HAVE HEREUNTO SET OUR HAND AT OUR OFFICE IN MAPLEWOOD, ST. LOUIS COUNTY, MISSOURI, ON APRIL 17, 2017.

*Richard H. Kellett*  
RICHARD H. KELLETT, CHAIRMAN

*John W. Maupin*  
JOHN W. MAUPIN, SECRETARY

*Trudi McCollum Foushee*  
TRUDI MCCOLLUM FOUSHEE, COMMISSIONER



CITY OF WEBSTER GROVES  
 RUN DATE:04/17/17 10:30 AM

GENERAL MUNICIPAL ELECTION  
 ST. LOUIS COUNTY, MISSOURI  
 TUESDAY, APRIL 4, 2017  
 WITH 13 OF 13 PRECINCTS REPORTING

OFFICIAL FINAL RESULTS

01 = REGISTERED VOTERS - TOTAL  
 02 = BALLOTS CAST - TOTAL

TOTAL PERCENT  
 17,979  
 5,303

03 = VOTER TURNOUT - TOTAL

TOTAL PERCENT  
 29.50

	01	02	03
0521 CLA21	1009	169	16.75
1107 JEF7,13,20	1308	341	26.07
1108 JEF8	664	252	37.95
1110 JEF10	1383	471	34.06
1112 JEF12,17	1292	344	26.63
1114 JEF14	2111	689	32.64
1116 JEF16	696	193	27.73
1118 JEF18,24	1755	574	32.71
1119 JEF19,31	2277	638	28.02
1121 JEF21	1123	330	29.39
1122 JEF22,25,26	1073	347	32.34
1123 JEF23,30	1836	549	29.90
1127 JEF27	1452	406	27.96

WEBSTER GROVES - PROPOSITION R  
 \*\*TAX - POLICE & FIREFIGHTERS PENSION\*\*  
 (Vote for ) 1  
 WITH 13 OF 13 REPORTING

01 = YES 3,408 64.53  
 02 = NO 1,873 35.47

	01	02
0521 CLA21	73	94
1107 JEF7,13,20	204	136
1108 JEF8	181	65
1110 JEF10	297	173
1112 JEF12,17	216	128
1114 JEF14	489	199
1116 JEF16	108	85
1118 JEF18,24	401	169
1119 JEF19,31	398	237
1121 JEF21	199	130
1122 JEF22,25,26	241	104
1123 JEF23,30	341	207
1127 JEF27	260	146

WE, THE BOARD OF ELECTION COMMISSIONERS OF ST. LOUIS COUNTY, MISSOURI, ACTING AS THE VERIFICATION BOARD PURSUANT TO SECTION 115.507,RSMo, HEREBY CERTIFY THE FOREGOING TO BE A TRUE AND CORRECT ABSTRACT OF VOTES CAST FOR THE CANDIDATES AND ISSUES AT THE MUNICIPAL GENERAL ELECTION HELD IN ST. LOUIS COUNTY, MISSOURI, ON APRIL 4,2017. IN TESTIMONY WHEREOF, WE HAVE HEREUNTO SET OUR HAND AT OUR OFFICE IN MAPLEWOOD, ST. LOUIS COUNTY, MISSOURI, ON APRIL 17, 2017.

*Richard H. Kellett*  
 RICHARD H. KELLETT, CHAIRMAN

*John W. Maupin*  
 JOHN W. MAUPIN, SECRETARY

*Trudi McCollum Foushee*  
 TRUDI MCCOLLUM FOUSHEE, COMMISSIONER



RUN DATE:04/17/17 10:30 AM

01 = REGISTERED VOTERS - TOTAL  
02 = BALLOTS CAST - TOTAL

TOTAL PERCENT  
538  
110

WITH 4 OF 4 PRECINCTS REPORTING

03 = VOTER TURNOUT - TOTAL

TOTAL PERCENT  
20.45

	01	02	03
2705 UNV5	19	3	15.79
2706 UNV6,13	243	43	17.70
2708 UNV8	177	21	11.86
2712 UNV12	99	43	43.43

WITH 2 OF 2 REPORTING

COUNCIL MEMBER WELLSTON WARD 1

VOTES PERCENT

(Vote for ) 1  
01 = LATOYA SCOTT  
02 = SHERRY ANN MCINTEE (21) W/I VOTES OF

22 48.89  
23 51.11

	01	02
2705 UNV5	1	2
2706 UNV6,13	21	21

WITH 1 OF 1 REPORTING

COUNCIL MEMBER WELLSTON WARD 3

VOTES PERCENT

(Vote for ) 1  
01 = LINDA GARNER  
02 = INVALID WRITE-IN

20 95.24  
1 4.76

	01	02
2708 UNV8	20	1

WITH 1 OF 1 REPORTING

COUNCIL MEMBER WELLSTON WARD 5

VOTES PERCENT

(Vote for ) 1  
01 = GRACIE WHITE  
02 = FARRAKHAN SHEGOG

25 58.14  
18 41.86

03 = INVALID WRITE-IN

VOTES PERCENT

0

	01	02	03
2712 UNV12	25	18	0

WE, THE BOARD OF ELECTION COMMISSIONERS OF ST. LOUIS COUNTY, MISSOURI, ACTING AS THE VERIFICATION BOARD PURSUANT TO SECTION 115.507, RSMO, HEREBY CERTIFY THE FOREGOING TO BE A TRUE AND CORRECT ABSTRACT OF VOTES CAST FOR THE CANDIDATES AND ISSUES AT THE MUNICIPAL GENERAL ELECTION HELD IN ST. LOUIS COUNTY, MISSOURI, ON APRIL 4, 2017. IN TESTIMONY WHEREOF, WE HAVE HEREUNTO SET OUR HAND AT OUR OFFICE IN MAPLEWOOD, ST. LOUIS COUNTY, MISSOURI, ON APRIL 17, 2017.

*Richard H. Kellett*  
RICHARD H. KELLETT, CHAIRMAN

*John W. Maupin*  
JOHN W. MAUPIN, SECRETARY

*Trudi McCollum Foushee*  
TRUDI MCCOLLUM FOUSHEE, COMMISSIONER





CITY OF WESTWOOD

RUN DATE:04/17/17 10:31 AM

GENERAL MUNICIPAL ELECTION  
ST. LOUIS COUNTY, MISSOURI  
TUESDAY, APRIL 4, 2017

OFFICIAL FINAL RESULTS

		WITH 2 OF 2 PRECINCTS REPORTING					
		TOTAL	PERCENT			TOTAL	PERCENT
01 = REGISTERED VOTERS - TOTAL		261		03 = VOTER TURNOUT - TOTAL		13.03	
02 = BALLOTS CAST - TOTAL		34					
		01	02	03			
0339 CC39		115	20	17.39			
0340 CC40		146	14	9.59			

		WITH 2 OF 2 REPORTING					
		VOTES	PERCENT			VOTES	PERCENT
TRUSTEE WESTWOOD				03 = SANDRA M. GANTT		22	30.56
(Vote for ) 3		23	31.94	04 = INVALID WRITE-IN		2	2.78
01 = ROBYN DEMOTT		25	34.72				
02 = DOUG SCHUKAR		01	02	03	04		
0339 CC39		13	15	12	1		
0340 CC40		10	10	10	1		

WE, THE BOARD OF ELECTION COMMISSIONERS OF ST. LOUIS COUNTY, MISSOURI, ACTING AS THE VERIFICATION BOARD PURSUANT TO SECTION 115.507, RSMo, HEREBY CERTIFY THE FOREGOING TO BE A TRUE AND CORRECT ABSTRACT OF VOTES CAST FOR THE CANDIDATES AND ISSUES AT THE MUNICIPAL GENERAL ELECTION HELD IN ST. LOUIS COUNTY, MISSOURI, ON APRIL 4, 2017. IN TESTIMONY WHEREOF, WE HAVE HEREUNTO SET OUR HAND AT OUR OFFICE IN MAPLEWOOD, ST. LOUIS COUNTY, MISSOURI, ON APRIL 17, 2017.

*Richard H. Kellett*      *John W. Maupin*      *Trudi McCollum Foushee*  
 RICHARD H. KELLETT, CHAIRMAN      JOHN W. MAUPIN, SECRETARY      TRUDI MCCOLLUM FOUSHEE, COMMISSIONER



CITY OF WILBUR PARK  
 RUN DATE:04/17/17 10:31 AM

GENERAL MUNICIPAL ELECTION  
 ST. LOUIS COUNTY, MISSOURI  
 TUESDAY, APRIL 4, 2017

OFFICIAL FINAL RESULTS

	TOTAL	PERCENT	WITH 1 OF 1 PRECINCTS REPORTING	TOTAL	PERCENT
01 = REGISTERED VOTERS - TOTAL	345				
02 = BALLOTS CAST - TOTAL	97		03 = VOTER TURNOUT - TOTAL	28.12	
	01	02	03		
0634 CON34	345	97	28.12		

	VOTES	PERCENT	WITH 1 OF 1 REPORTING	VOTES	PERCENT
TRUSTEE WILBUR PARK (Vote for ) 3					
01 = NEAL VOHSEN	70	30.97	03 = DAN KAESTNER	71	31.42
02 = JOSEPH E. WILHITE	77	34.07	04 = INVALID WRITE-IN	8	3.54
	01	02	03	04	
0634 CON34	70	77	71	8	

WE, THE BOARD OF ELECTION COMMISSIONERS OF ST. LOUIS COUNTY, MISSOURI, ACTING AS THE VERIFICATION BOARD PURSUANT TO SECTION 115.507, RSMo, HEREBY CERTIFY THE FOREGOING TO BE A TRUE AND CORRECT ABSTRACT OF VOTES CAST FOR THE CANDIDATES AND ISSUES AT THE MUNICIPAL GENERAL ELECTION HELD IN ST. LOUIS COUNTY, MISSOURI, ON APRIL 4, 2017. IN TESTIMONY WHEREOF, WE HAVE HEREUNTO SET OUR HAND AT OUR OFFICE IN MAPLEWOOD, ST. LOUIS COUNTY, MISSOURI, ON APRIL 17, 2017.

*Richard H. Kellett*  
 RICHARD H. KELLETT, CHAIRMAN

*John W. Maupin*  
 JOHN W. MAUPIN, SECRETARY

*Trudi McCollum Foushee*  
 TRUDI MCCOLLUM FOUSHEE, COMMISSIONER



CITY OF WINCHESTER

GENERAL MUNICIPAL ELECTION  
ST. LOUIS COUNTY, MISSOURI  
TUESDAY, APRIL 4, 2017

OFFICIAL FINAL RESULTS

RUN DATE:04/17/17 10:31 AM

01 = REGISTERED VOTERS - TOTAL  
02 = BALLOTS CAST - TOTAL

TOTAL PERCENT  
1,012  
118

WITH 3 OF 3 PRECINCTS REPORTING

03 = VOTER TURNOUT - TOTAL

TOTAL PERCENT  
11.66

	01	02	03
1242 LAF42	239	29	12.13
1244 LAF44 QUE27	314	28	8.92
1245 LAF45 QUE26	459	61	13.29

WITH 3 OF 3 REPORTING

MAYOR WINCHESTER  
(Vote for ) 1  
01 = GAIL M. WINHAM  
02 = INVALID WRITE-IN

	VOTES	PERCENT
01	91	97.85
02	2	2.15

1242 LAF42 25 0  
1244 LAF44 QUE27 24 0  
1245 LAF45 QUE26 42 2

WITH 2 OF 2 REPORTING

ALDERPERSON WINCHESTER WARD 1  
(Vote for ) 1  
01 = MARIE BACH  
02 = INVALID WRITE-IN

	VOTES	PERCENT
01	51	100.00
02	0	

1242 LAF42 26 0  
1244 LAF44 QUE27 25 0

WITH 1 OF 1 REPORTING

ALDERPERSON WINCHESTER WARD 2  
(Vote for ) 1  
01 = TONY DELUCA  
02 = INVALID WRITE-IN

	VOTES	PERCENT
01	55	100.00
02	0	

1245 LAF45 QUE26 55 0

WE, THE BOARD OF ELECTION COMMISSIONERS OF ST. LOUIS COUNTY, MISSOURI, ACTING AS THE VERIFICATION BOARD PURSUANT TO SECTION 115.507,RSMo, HEREBY CERTIFY THE FOREGOING TO BE A TRUE AND CORRECT ABSTRACT OF VOTES CAST FOR THE CANDIDATES AND ISSUES AT THE MUNICIPAL GENERAL ELECTION HELD IN ST. LOUIS COUNTY, MISSOURI, ON APRIL 4,2017. IN TESTIMONY WHEREOF, WE HAVE HEREUNTO SET OUR HAND AT OUR OFFICE IN MAPLEWOOD, ST. LOUIS COUNTY, MISSOURI, ON APRIL 17, 2017.

*Richard H. Kellett*  
RICHARD H. KELLETT, CHAIRMAN

*John W. Maupin*  
JOHN W. MAUPIN, SECRETARY

*Trudi McCollum Foushee*  
TRUDI MCCOLLUM FOUSHEE, COMMISSIONER



RUN DATE:04/17/17 10:32 AM

01 = REGISTERED VOTERS - TOTAL  
02 = BALLOTS CAST - TOTAL

TOTAL PERCENT  
1,949  
585

WITH 5 OF 5 PRECINCTS REPORTING

03 = VOTER TURNOUT - TOTAL

TOTAL PERCENT  
30.02

	01	02	03
0611 CON11	522	166	31.80
0612 CON12	4	0	.00
0614 CON14	288	100	34.72
0616 CON16	451	122	27.05
0621 CON21,33,39	684	197	28.80

	VOTES	PERCENT	WITH 5 OF 5 REPORTING	VOTES	PERCENT
MAYOR GREEN PARK (Vote for ) 1					
01 = TONY POUSOSA	249	43.38			
02 = BOB REINAGEL	320	55.75	03 = INVALID WRITE-IN	5	.87
	01	02	03		
0611 CON11	92	69	1		
0612 CON12	0	0	0		
0614 CON14	34	63	1		
0616 CON16	50	71	1		
0621 CON21,33,39	73	117	2		

	VOTES	PERCENT	WITH 2 OF 2 REPORTING	VOTES	PERCENT
ALDERPERSON GREEN PARK WARD 1 (Vote for ) 1					
01 = MICHAEL BROUGHTON	126	90.00			
02 = INVALID WRITE-IN	14	10.00			
	01	02			
0612 CON12	0	0			
0621 CON21,33,39	126	14			

	VOTES	PERCENT	WITH 2 OF 2 REPORTING	VOTES	PERCENT
ALDERPERSON GREEN PARK WARD 2 (Vote for ) 1					
01 = TIM THUSTON	181	97.31			
02 = INVALID WRITE-IN	5	2.69			
	01	02			
0614 CON14	86	0			
0616 CON16	95	5			

	VOTES	PERCENT	WITH 1 OF 1 REPORTING	VOTES	PERCENT
ALDERPERSON GREEN PARK WARD 3 (Vote for ) 1					
01 = JOE MONTELEONE	147	98.00			
02 = INVALID WRITE-IN	3	2.00			
	01	02			
0611 CON11	147	3			

WE, THE BOARD OF ELECTION COMMISSIONERS OF ST. LOUIS COUNTY, MISSOURI, ACTING AS THE VERIFICATION BOARD PURSUANT TO SECTION 115.507,RSMo, HEREBY CERTIFY THE FOREGOING TO BE A TRUE AND CORRECT ABSTRACT OF VOTES CAST FOR THE CANDIDATES AND ISSUES AT THE MUNICIPAL GENERAL ELECTION HELD IN ST. LOUIS COUNTY, MISSOURI, ON APRIL 4,2017. IN TESTIMONY WHEREOF, WE HAVE HEREUNTO SET OUR HAND AT OUR OFFICE IN MAPLEWOOD, ST. LOUIS COUNTY, MISSOURI, ON APRIL 17, 2017.

*Richard H. Kellett*  
RICHARD H. KELLETT, CHAIRMAN

*John W. Maupin*  
JOHN W. MAUPIN, SECRETARY

*Trudi McCollum Foushee*  
TRUDI MCCOLLUM FOUSHEE, COMMISSIONER



RUN DATE:04/17/17 10:32 AM

WITH 31 OF 31 PRECINCTS REPORTING

	TOTAL	PERCENT	03 = VOTER TURNOUT - TOTAL	TOTAL	PERCENT
01 = REGISTERED VOTERS - TOTAL	26,384				
02 = BALLOTS CAST - TOTAL	6,152			23.32	
	01	02	03		
0401 CHE1	617	141	22.85		
0405 CHE5,6	1314	287	21.84		
0407 CHE7,48,50,55	928	196	21.12		
0413 CHE13,26	2117	470	22.20		
0417 CHE17,34,53	1552	387	24.94		
0420 CHE20,25	1283	333	25.95		
0421 CHE21 WH23	1819	518	28.48		
0424 CHE24	348	75	21.55		
0427 CHE27	522	143	27.39		
0428 CHE28	1297	235	18.12		
0429 CHE29	311	66	21.22		
0435 CHE35,47	128	22	17.19		
0436 CHE36	75	22	29.33		
0438 CHE38,49,51 MER3	883	215	24.35		
0439 CHE39 WH3	392	74	18.88		
0440 CHE40	363	113	31.13		
0443 CHE43,46,54 MER2,4,5	1523	326	21.41		
1508 MER8	693	141	20.35		
1510 MER10,28	459	84	18.30		
1535 MER35	5	1	20.00		
2802 WH2	170	58	34.12		
2804 WH4,10,12	625	145	23.20		
2805 WH5	55	16	29.09		
2807 WH7,28	713	178	24.96		
2808 WH8	1477	378	25.59		
2809 WH9	2267	513	22.63		
2813 WH13	894	228	25.50		
2818 WH18	286	41	14.34		
2819 WH19	623	99	15.89		
2820 WH20,22	1461	382	26.15		
2821 WH21	1184	265	22.38		

WITH 5 OF 5 REPORTING

	VOTES	PERCENT		VOTES	PERCENT
COUNCIL MEMBER WILDWOOD WARD 1 (Vote for ) 1					
01 = LARRY W. MCGOWEN	700	97.09			
02 = INVALID WRITE-IN	21	2.91			
	01	02			
0401 CHE1	117	0			
0407 CHE7,48,50,55	154	8			
0417 CHE17,34,53	292	10			
0427 CHE27	120	2			
0435 CHE35,47	17	1			

WITH 2 OF 2 REPORTING

	VOTES	PERCENT		VOTES	PERCENT
COUNCIL MEMBER WILDWOOD WARD 2 (Vote for ) 1					
01 = DON BARTONI	580	97.15			
02 = INVALID WRITE-IN	17	2.85			
	01	02			
0413 CHE13,26	380	14			
0428 CHE28	200	3			

WITH 4 OF 4 REPORTING

	VOTES	PERCENT		VOTES	PERCENT
COUNCIL MEMBER WILDWOOD WARD 3 (Vote for ) 1					
01 = SUE CULLINANE	314	45.05			
02 = TAMMY SHEA	379	54.38	03 = INVALID WRITE-IN	4	.57
	01	02	03		
0405 CHE5,6	128	136	1		
0420 CHE20,25	130	178	2		
0436 CHE36	12	8	0		
0440 CHE40	44	57	1		

WITH 4 OF 4 REPORTING

	VOTES	PERCENT		VOTES	PERCENT
COUNCIL MEMBER WILDWOOD WARD 4 (Vote for ) 1					
01 = KATIE DODWELL	362	54.03			
02 = JEAN M. VEDVIG	306	45.67	03 = INVALID WRITE-IN	2	.30
	01	02	03		
0421 CHE21 WH23	251	229	1		
0424 CHE24	36	32	0		
2818 WH18	26	11	1		
2819 WH19	49	34	0		

WITH 3 OF 3 REPORTING

	VOTES	PERCENT		VOTES	PERCENT
COUNCIL MEMBER WILDWOOD WARD 5 (Vote for ) 1					
01 = DAVID BERTOLINO	559	95.56			
02 = INVALID WRITE-IN	26	4.44			
	01	02			
0429 CHE29	55	1			
2820 WH20,22	303	11			
2821 WH21	201	14			

WITH 6 OF 6 REPORTING

COUNCIL MEMBER WILDWOOD WARD 6		VOTES	PERCENT
(Vote for ) 1			
01 = GREG ALEXANDER		650	98.34
02 = INVALID WRITE-IN		11	1.66
	-----		
	01 02		
0438 CHE38,49,51 MER3		179	1
0439 CHE39 WH3		65	3
0443 CHE43,46,54 MER2,4,5		257	2
1508 MER8		102	5
1535 MER35		1	0
2802 WH2		46	0

WITH 3 OF 3 REPORTING

COUNCIL MEMBER WILDWOOD WARD 7		VOTES	PERCENT
(Vote for ) 1			
01 = GREG STINE		639	98.16
02 = INVALID WRITE-IN		12	1.84
	-----		
	01 02		
2807 WH7,28		145	2
2808 WH8		314	4
2813 WH13		180	6

WITH 4 OF 4 REPORTING

COUNCIL MEMBER WILDWOOD WARD 8		VOTES	PERCENT
(Vote for ) 1			
01 = JOE GARRITANO		632	97.83
02 = INVALID WRITE-IN		14	2.17
	-----		
	01 02		
1510 MER10,28		70	0
2804 WH4,10,12		125	6
2805 WH5		13	0
2809 WH9		424	8

WE, THE BOARD OF ELECTION COMMISSIONERS OF ST. LOUIS COUNTY, MISSOURI, ACTING AS THE VERIFICATION BOARD PURSUANT TO SECTION 115.507,RSMO, HEREBY CERTIFY THE FOREGOING TO BE A TRUE AND CORRECT ABSTRACT OF VOTES CAST FOR THE CANDIDATES AND ISSUES AT THE MUNICIPAL GENERAL ELECTION HELD IN ST. LOUIS COUNTY, MISSOURI, ON APRIL 4,2017. IN TESTIMONY WHEREOF, WE HAVE HEREUNTO SET OUR HAND AT OUR OFFICE IN MAPLEWOOD, ST. LOUIS COUNTY, MISSOURI, ON APRIL 17, 2017.

*Richard H. Kellett*  
 RICHARD H. KELLETT, CHAIRMAN

*John W. Maupin*  
 JOHN W. MAUPIN, SECRETARY

*Trudi McCollum Foushee*  
 TRUDI MCCOLLUM FOUSHEE, COMMISSIONER



BRENTWOOD SCHOOL DIST

GENERAL MUNICIPAL ELECTION  
ST. LOUIS COUNTY, MISSOURI  
TUESDAY, APRIL 4, 2017

OFFICIAL FINAL RESULTS

RUN DATE:04/17/17 10:38 AM

WITH 7 OF 7 PRECINCTS REPORTING

01 = REGISTERED VOTERS - TOTAL  
02 = BALLOTS CAST - TOTAL

TOTAL PERCENT  
6,134  
1,749

03 = VOTER TURNOUT - TOTAL

TOTAL PERCENT  
28.51

	01	02	03
0510 CLA10	77	23	29.87
0517 CLA17,27	156	19	12.18
0530 CLA30,31	1380	280	20.29
0532 CLA32	551	197	35.75
0535 CLA35	1121	385	34.34
0538 CLA38,39,41	1450	423	29.17
0546 CLA46,48	1399	422	30.16

WITH 7 OF 7 REPORTING

DIRECTOR BRENTWOOD SCHOOL DISTRICT  
(Vote for ) 3  
01 = KEITH RABENBERG  
02 = DANNIELLE JOY DAVIS  
03 = DANIEL BROUILLET  
04 = LINDSAY M. SPENCER

VOTES PERCENT  
846 20.43  
405 9.78  
773 18.67  
938 22.65

05 = CINDY WATSON  
06 = LOIS TRUMAN  
07 = INVALID WRITE-IN

VOTES PERCENT  
406 9.80  
738 17.82  
35 .85

	01	02	03	04	05	06	07
0510 CLA10	12	4	14	9	3	8	0
0517 CLA17,27	5	2	8	10	6	8	0
0530 CLA30,31	94	102	84	108	97	120	5
0532 CLA32	84	32	83	86	41	95	4
0535 CLA35	217	55	224	229	60	169	12
0538 CLA38,39,41	216	110	178	255	109	158	4
0546 CLA46,48	218	100	182	241	90	180	10

WE, THE BOARD OF ELECTION COMMISSIONERS OF ST. LOUIS COUNTY, MISSOURI, ACTING AS THE VERIFICATION BOARD PURSUANT TO SECTION 115.507,RSMo, HEREBY CERTIFY THE FOREGOING TO BE A TRUE AND CORRECT ABSTRACT OF VOTES CAST FOR THE CANDIDATES AND ISSUES AT THE MUNICIPAL GENERAL ELECTION HELD IN ST. LOUIS COUNTY, MISSOURI, ON APRIL 4,2017. IN TESTIMONY WHEREOF, WE HAVE HEREUNTO SET OUR HAND AT OUR OFFICE IN MAPLEWOOD, ST. LOUIS COUNTY, MISSOURI, ON APRIL 17, 2017.

*Richard H. Kellett*  
RICHARD H. KELLETT, CHAIRMAN

*John W. Maupin*  
JOHN W. MAUPIN, SECRETARY

*Trudi McCollum Foushee*  
TRUDI MCCOLLUM FOUSHEE, COMMISSIONER



FERGUSON R-2 SCHOOL DIST  
 RUN DATE:04/17/17 10:39 AM

GENERAL MUNICIPAL ELECTION  
 ST. LOUIS COUNTY, MISSOURI  
 TUESDAY, APRIL 4, 2017  
 WITH 46 OF 46 PRECINCTS REPORTING

OFFICIAL FINAL RESULTS

	TOTAL	PERCENT	03 = VOTER TURNOUT - TOTAL	TOTAL	PERCENT
01 = REGISTERED VOTERS - TOTAL	45,295				
02 = BALLOTS CAST - TOTAL	9,410			20.77	
	01	02	03		
0103 AP3,27 NRW2,29	1382	112	8.10		
0110 AP10,36	1196	117	9.78		
0138 AP38 NRW3,4	1767	174	9.85		
0703 FER3,15	445	82	18.43		
0705 FER5	1111	470	42.30		
0709 FER9	553	96	17.36		
0712 FER12,20,31,32 NRW25	2115	761	35.98		
0713 FER13	411	99	24.09		
0716 FER16	367	38	10.35		
0721 FER21,34,35	2018	533	26.41		
0723 FER23	432	59	13.66		
0724 FER24	935	84	8.98		
0729 FER29 FLO10 SPL12,26	1797	386	21.48		
0733 FER33,38	1427	624	43.73		
0736 FER36	262	34	12.98		
0744 FER44	438	65	14.84		
0802 FLO2,32	1141	224	19.63		
0803 FLO3	1553	335	21.57		
0804 FLO4	1458	331	22.70		
0805 FLO5	736	163	22.15		
0806 FLO6,13	1443	192	13.31		
0807 FLO7,22,29	1456	272	18.68		
0808 FLO8	1320	277	20.98		
0811 FLO11	546	131	23.99		
0812 FLO12	381	127	33.33		
0814 FLO14	1277	351	27.49		
0816 FLO16	1436	260	18.11		
0817 FLO17 SPL18	1804	324	17.96		
0818 FLO18,23	1569	288	18.36		
0819 FLO19,24	1766	290	16.42		
0820 FLO20,31	1084	285	26.29		
0830 FLO30	875	95	10.86		
1904 NOR4	412	76	18.45		
1910 NOR10	399	69	17.29		
1912 NOR12	692	159	22.98		
1913 NOR13	132	42	31.82		
2001 NRW1	147	11	7.48		
2005 NRW5,6	1304	97	7.44		
2007 NRW7,17	1671	415	24.84		
2008 NRW8,15	202	15	7.43		
2009 NRW9	19	7	36.84		
2019 NRW19	1295	346	26.72		
2021 NRW21	1363	259	19.00		
2105 NW5	3	0	.00		
2516 SPL16	820	159	19.39		
2520 SPL20	335	76	22.69		

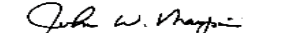
DIRECTOR FERGUSON REORGANIZED R-2 SCHOOL DISTRICT	VOTES	PERCENT	05 = ROGER HINES	VOTES	PERCENT
(Vote for ) 3					
01 = DONNA PAULETTE-THURMAN	5,572	27.95			
02 = JESSICA PONDER	5,201	26.09		2,081	10.44
03 = RAYCHEL C. PROUDIE	1,108	5.56	06 = DONNA M. DAMERON	1,458	7.31
04 = ROB CHABOT	4,420	22.17	07 = INVALID WRITE-IN	98	.49

	01	02	03	04	05	06	07
0103 AP3,27 NRW2,29	84	31	21	15	27	22	0
0110 AP10,36	79	38	15	33	22	19	1
0138 AP38 NRW3,4	138	49	22	56	32	35	2
0703 FER3,15	53	37	13	36	16	12	0
0705 FER5	285	245	47	245	114	76	2
0709 FER9	59	37	17	37	23	21	0
0712 FER12,20,31,32 NRW25	418	449	93	460	147	106	12
0713 FER13	58	60	7	61	18	10	0
0716 FER16	20	18	6	13	6	8	0
0721 FER21,34,35	287	264	64	232	80	90	1
0723 FER23	39	34	6	29	16	5	0
0724 FER24	52	36	9	36	28	18	0
0729 FER29 FLO10 SPL12,26	277	175	62	136	125	55	6
0733 FER33,38	369	397	54	368	126	73	6
0736 FER36	20	10	7	7	9	8	0
0744 FER44	37	34	8	23	16	10	4
0802 FLO2,32	130	151	24	132	46	53	0
0803 FLO3	237	181	40	173	72	50	5
0804 FLO4	220	187	38	153	77	61	6
0805 FLO5	93	105	19	83	27	24	0
0806 FLO6,13	111	120	22	98	35	34	0
0807 FLO7,22,29	115	212	24	161	56	42	3
0808 FLO8	122	208	42	162	78	43	5
0811 FLO11	46	98	11	82	33	16	1
0812 FLO12	56	114	6	80	18	9	1
0814 FLO14	162	289	24	215	89	40	4
0816 FLO16	93	211	27	119	56	32	2
0817 FLO17 SPL18	218	164	48	148	76	58	2
0818 FLO18,23	154	171	33	152	62	33	3
0819 FLO19,24	214	152	27	129	65	43	3
0820 FLO20,31	118	234	17	165	65	56	3
0830 FLO30	48	45	21	45	30	27	0
1904 NOR4	57	30	12	21	17	13	1
1910 NOR10	61	28	13	11	19	15	2
1912 NOR12	127	46	27	23	38	26	1
1913 NOR13	28	8	9	5	8	8	0
2001 NRW1	10	5	5	0	3	5	1
2005 NRW5,6	80	24	14	8	18	16	0
2007 NRW7,17	263	140	47	141	98	59	13
2008 NRW8,15	12	5	2	2	6	2	1
2009 NRW9	6	5	2	3	1	0	0
2019 NRW19	210	161	43	166	74	46	3
2021 NRW21	153	73	35	66	52	41	2
2105 NW5	0	0	0	0	0	0	0
2516 SPL16	97	86	16	61	39	27	2
2520 SPL20	56	34	9	29	18	11	0



WE, THE BOARD OF ELECTION COMMISSIONERS OF ST. LOUIS COUNTY, MISSOURI, ACTING AS THE VERIFICATION BOARD PURSUANT TO SECTION 115.507, RSMo, HEREBY CERTIFY THE FOREGOING TO BE A TRUE AND CORRECT ABSTRACT OF VOTES CAST FOR THE CANDIDATES AND ISSUES AT THE MUNICIPAL GENERAL ELECTION HELD IN ST. LOUIS COUNTY, MISSOURI, ON APRIL 4, 2017. IN TESTIMONY WHEREOF, WE HAVE HEREUNTO SET OUR HAND AT OUR OFFICE IN MAPLEWOOD, ST. LOUIS COUNTY, MISSOURI, ON APRIL 17, 2017.

  
RICHARD H. KELLETT, CHAIRMAN

  
JOHN W. MAUPIN, SECRETARY

  
TRUDI MCCOLLUM FOUSHEE, COMMISSIONER



RUN DATE:04/17/17 10:39 AM

WITH 78 OF 78 PRECINCTS REPORTING

	TOTAL	PERCENT	03 = VOTER TURNOUT - TOTAL	TOTAL	PERCENT
01 = REGISTERED VOTERS - TOTAL	79,588				
02 = BALLOTS CAST - TOTAL	14,616			18.36	
	01	02	03		
0119 AP19	1221	154	12.61		
0134 AP34 FER11,26	800	72	9.00		
0701 FER1	988	117	11.84		
0702 FER2	542	178	32.84		
0704 FER4	106	26	24.53		
0706 FER6	366	40	10.93		
0717 FER17	415	50	12.05		
0718 FER18	239	44	18.41		
0719 FER19,45	1249	276	22.10		
0722 FER22,46	1737	274	15.77		
0725 FER25	2	0	.00		
0737 FER37	1524	287	18.83		
0740 FER40	603	149	24.71		
0742 FER42	1052	149	14.16		
0801 FLO1 LC7	943	211	22.38		
0809 FLO9	1391	273	19.63		
0815 FLO15 LC10	1305	236	18.08		
0821 FLO21,27 LC27	1246	266	21.35		
0825 FLO25 LC18	111	23	20.72		
0826 FLO26	668	95	14.22		
0828 FLO28 LC16	403	61	15.14		
1301 LC1 NW6	533	122	22.89		
1302 LC2	709	152	21.44		
1303 LC3	721	151	20.94		
1304 LC4 NW10	1408	237	16.83		
1305 LC5,19	1438	237	16.48		
1306 LC6	391	65	16.62		
1308 LC8,25,31	1613	291	18.04		
1309 LC9	1392	218	15.66		
1311 LC11,13,23	1661	326	19.63		
1312 LC12,28,32	2238	553	24.71		
1314 LC14	1331	195	14.65		
1315 LC15	1297	303	23.36		
1317 LC17,22	2331	473	20.29		
1320 LC20	358	48	13.41		
1321 LC21	1904	274	14.39		
1324 LC24	310	64	20.65		
1326 LC26 SPL6	1657	338	20.40		
1329 LC29 NW7	1131	283	25.02		
1330 LC30 SPL8	1960	344	17.55		
1333 LC33	192	22	11.46		
2102 NW2	1406	270	19.20		
2104 NW4	552	103	18.66		
2108 NW8	803	194	24.16		
2109 NW9	429	123	28.67		
2115 NW15	464	45	9.70		
2118 NW18	726	149	20.52		
2122 NW22,46	1047	293	27.98		
2123 NW23,34,45	1602	297	18.54		
2124 NW24	8	3	37.50		
2125 NW25	223	15	6.73		
2130 NW30	168	5	2.98		
2140 NW40	1039	301	28.97		
2141 NW41,48	1912	280	14.64		
2144 NW44	20	3	15.00		
2401 SF1	1032	143	13.86		
2406 SF6,9	1671	147	8.80		
2407 SF7,33	1631	222	13.61		
2410 SF10	1026	161	15.69		
2420 SF20 SPL5	1830	238	13.01		
2426 SF26	1	0	.00		
2430 SF30	36	5	13.89		
2434 SF34,35	143	30	20.98		
2501 SPL1	1706	256	15.01		
2502 SPL2,25	1709	255	14.92		
2503 SPL3	1883	204	10.83		
2504 SPL4	1049	186	17.73		
2507 SPL7	1634	281	17.20		
2509 SPL9	15	3	20.00		
2510 SPL10,27	1240	327	26.37		
2511 SPL11	1770	337	19.04		
2513 SPL13	1313	338	25.74		
2514 SPL14,24	1865	402	21.55		
2515 SPL15	1232	316	25.65		
2517 SPL17,19,23	2148	374	17.41		
2521 SPL21	663	166	25.04		
2522 SPL22	1030	189	18.35		
2528 SPL28	1076	278	25.84		

WITH 78 OF 78 REPORTING

DIRECTOR HAZELWOOD SCHOOL DISTRICT (Vote for ) 3	VOTES	PERCENT	05 = MARCUS ALLEN	VOTES	PERCENT
01 = BRENDA C. YOUNGBLOOD	6,979	21.36			
02 = MARK J. BEHLMANN	6,833	20.91		4,398	13.46
03 = MARGO MCNEIL	6,890	21.09	06 = BENTON CORNELL SMITH	1,936	5.93
04 = ELIZABETH A. (BETSY) RACHEL	5,471	16.75	07 = INVALID WRITE-IN	165	.51

	01	02	03	04	05	06	07
0119 AP19	58	79	62	63	40	22	1
0134 AP34 FER11,26	40	28	26	25	25	15	1
0701 FER1	60	55	49	33	34	21	0
0702 FER2	103	43	54	46	69	33	0
0704 FER4	16	6	5	6	8	4	0
0706 FER6	21	12	15	5	11	8	1
0717 FER17	32	15	21	14	15	8	0
0718 FER18	28	17	8	18	14	9	0
0719 FER19,45	154	90	100	62	133	36	0
0722 FER22,46	207	83	98	68	104	56	2
0725 FER25	0	0	0	0	0	0	0
0737 FER37	187	91	80	77	129	76	0
0740 FER40	89	38	44	47	48	24	0
0742 FER42	90	52	48	43	55	31	1
0801 FLO1 LC7	100	109	81	91	54	34	2

0809	FLO9	91	175	134	149	69	20	2
0815	FLO15 LC10	76	148	126	101	41	18	2
0821	FLO21,27 LC27	96	173	100	171	57	26	5
0825	FLO25 LC18	4	14	9	12	3	2	2
0826	FLO26	49	29	35	30	31	16	1
0828	FLO28 LC16	24	37	33	29	14	6	1
1301	LC1 NW6	50	54	63	62	41	9	4
1302	LC2	42	99	86	85	24	10	1
1303	LC3	58	94	88	77	24	14	4
1304	LC4 NW10	98	143	129	94	49	13	3
1305	LC5,19	84	145	151	114	45	18	2
1306	LC6	20	46	43	41	5	3	1
1308	LC8,25,31	104	163	165	132	72	30	7
1309	LC9	93	119	155	91	38	14	5
1311	LC11,13,23	105	200	225	133	71	29	2
1312	LC12,28,32	247	297	318	235	168	53	7
1314	LC14	81	80	107	66	58	25	3
1315	LC15	79	181	182	161	57	23	6
1317	LC17,22	295	191	233	176	144	74	8
1320	LC20	15	23	21	22	11	3	2
1321	LC21	128	113	161	109	100	32	4
1324	LC24	16	40	36	39	17	10	2
1326	LC26 SPL6	192	135	126	110	126	91	4
1329	LC29 NW7	81	155	173	132	54	26	3
1330	LC30 SPL8	164	149	168	131	128	79	6
1333	LC33	7	15	10	10	8	2	0
2102	NW2	66	164	140	179	55	18	5
2104	NW4	28	62	55	60	21	7	0
2108	NW8	75	102	107	93	33	13	1
2109	NW9	28	77	91	64	28	8	1
2115	NW15	24	8	24	20	19	2	1
2118	NW18	49	72	67	66	53	12	1
2122	NW22,46	79	170	172	137	63	22	7
2123	NW23,34,45	91	174	193	160	73	27	9
2124	NW24	1	3	2	1	2	0	0
2125	NW25	6	2	1	5	7	2	0
2130	NW30	0	1	1	1	1	2	0
2140	NW40	113	166	216	150	87	19	0
2141	NW41,48	93	138	165	147	47	20	0
2144	NW44	1	3	1	1	0	0	1
2401	SF1	100	34	50	30	44	24	2
2406	SF6,9	80	54	55	40	44	16	0
2407	SF7,33	119	109	72	48	58	31	1
2410	SF10	86	70	69	53	47	25	0
2420	SF20 SPL5	125	77	61	64	68	63	1
2426	SF26	0	0	0	0	0	0	0
2430	SF30	5	0	2	0	2	0	0
2434	SF34,35	18	12	12	10	6	3	3
2501	SPL1	192	72	143	66	81	32	1
2502	SPL2,25	148	97	92	61	111	42	2
2503	SPL3	121	59	70	35	70	38	0
2504	SPL4	121	79	66	52	51	33	4
2507	SPL7	178	104	104	70	111	55	2
2509	SPL9	1	3	0	0	1	0	0
2510	SPL10,27	139	212	132	135	88	47	7
2511	SPL11	220	114	142	95	139	56	2
2513	SPL13	215	155	163	76	123	58	3
2514	SPL14,24	231	196	207	118	126	50	1
2515	SPL15	177	75	85	56	206	45	2
2517	SPL17,19,23	241	133	131	100	99	64	3
2521	SPL21	82	68	51	45	46	23	3
2522	SPL22	110	54	53	30	111	17	1
2528	SPL28	132	178	127	93	83	39	6

WE, THE BOARD OF ELECTION COMMISSIONERS OF ST. LOUIS COUNTY, MISSOURI, ACTING AS THE VERIFICATION BOARD PURSUANT TO SECTION 115.507,RSMO, HEREBY CERTIFY THE FOREGOING TO BE A TRUE AND CORRECT ABSTRACT OF VOTES CAST FOR THE CANDIDATES AND ISSUES AT THE MUNICIPAL GENERAL ELECTION HELD IN ST. LOUIS COUNTY, MISSOURI, ON APRIL 4,2017. IN TESTIMONY WHEREOF, WE HAVE HEREUNTO SET OUR HAND AT OUR OFFICE IN MAPLEWOOD, ST. LOUIS COUNTY, MISSOURI, ON APRIL 17, 2017.

*Richard H. Kellett*  
 RICHARD H. KELLETT, CHAIRMAN

*John W. Maupin*  
 JOHN W. MAUPIN, SECRETARY

*Trudi McCollum Foushee*  
 TRUDI MCCOLLUM FOUSHEE, COMMISSIONER



SCHOOL DIST OF JENNINGS  
 RUN DATE:04/17/17 10:39 AM

GENERAL MUNICIPAL ELECTION  
 ST. LOUIS COUNTY, MISSOURI  
 TUESDAY, APRIL 4, 2017  
 WITH 17 OF 17 PRECINCTS REPORTING

OFFICIAL FINAL RESULTS

	TOTAL	PERCENT	03 = VOTER TURNOUT - TOTAL	TOTAL	PERCENT
01 = REGISTERED VOTERS - TOTAL	10,411				
02 = BALLOTS CAST - TOTAL	1,666			16.00	
	01	02	03		
1944 NOR44	683	88	12.88		
1945 NOR45	1095	136	12.42		
1948 NOR48,51	655	87	13.28		
2010 NRW10,11	1540	383	24.87		
2012 NRW12,20,24,38	410	56	13.66		
2013 NRW13	519	110	21.19		
2018 NRW18	634	83	13.09		
2030 NRW30,36	955	107	11.20		
2033 NRW33	88	9	10.23		
2035 NRW35	236	13	5.51		
2037 NRW37	595	117	19.66		
2040 NRW40	202	19	9.41		
2041 NRW41	272	34	12.50		
2042 NRW42	758	188	24.80		
2047 NRW47	936	136	14.53		
2049 NRW49	119	21	17.65		
2050 NRW50,51	714	79	11.06		

DIRECTOR SCHOOL DISTRICT OF JENNINGS		VOTES PERCENT					WITH 17 OF 17 REPORTING		VOTES PERCENT	
(Vote for ) 3										
01 = JOHN SCHLERETH		554	19.72					518	18.43	
02 = TERRY WILSON		832	29.61			04 = PHYLLIS R. ANDERSON		11	.39	
03 = MIRANDA JONES		895	31.85			05 = INVALID WRITE-IN				
		01	02	03	04	05				
1944 NOR44		41	56	55	37	0				
1945 NOR45		36	56	57	51	3				
1948 NOR48,51		22	41	41	33	0				
2010 NRW10,11		129	212	214	94	3				
2012 NRW12,20,24,38		15	32	32	17	1				
2013 NRW13		47	46	58	24	1				
2018 NRW18		29	31	51	24	0				
2030 NRW30,36		38	42	68	30	1				
2033 NRW33		3	4	4	2	0				
2035 NRW35		2	9	7	8	0				
2037 NRW37		51	65	76	28	0				
2040 NRW40		5	8	7	4	1				
2041 NRW41		14	21	19	20	1				
2042 NRW42		44	112	90	55	0				
2047 NRW47		50	56	54	53	0				
2049 NRW49		10	18	18	10	0				
2050 NRW50,51		18	23	44	28	0				

WE, THE BOARD OF ELECTION COMMISSIONERS OF ST. LOUIS COUNTY, MISSOURI, ACTING AS THE VERIFICATION BOARD PURSUANT TO SECTION 115.507,RSMo, HEREBY CERTIFY THE FOREGOING TO BE A TRUE AND CORRECT ABSTRACT OF VOTES CAST FOR THE CANDIDATES AND ISSUES AT THE MUNICIPAL GENERAL ELECTION HELD IN ST. LOUIS COUNTY, MISSOURI, ON APRIL 4,2017. IN TESTIMONY WHEREOF, WE HAVE HEREUNTO SET OUR HAND AT OUR OFFICE IN MAPLEWOOD, ST. LOUIS COUNTY, MISSOURI, ON APRIL 17, 2017.

*Richard H. Kellett*  
 RICHARD H. KELLETT, CHAIRMAN

*John W. Maupin*  
 JOHN W. MAUPIN, SECRETARY

*Trudi McCollum Foushee*  
 TRUDI MCCOLLUM FOUSHEE, COMMISSIONER





1137 JEF37	413	253
1801 MR1,11	238	188
1806 MR6	134	213
1809 MR9	15	21
1819 MR19,22	427	346
1834 MR34	99	106
1837 MR37,49	147	216

---

WE, THE BOARD OF ELECTION COMMISSIONERS OF ST. LOUIS COUNTY, MISSOURI, ACTING AS THE VERIFICATION BOARD PURSUANT TO SECTION 115.507, RSMo, HEREBY CERTIFY THE FOREGOING TO BE A TRUE AND CORRECT ABSTRACT OF VOTES CAST FOR THE CANDIDATES AND ISSUES AT THE MUNICIPAL GENERAL ELECTION HELD IN ST. LOUIS COUNTY, MISSOURI, ON APRIL 4, 2017. IN TESTIMONY WHEREOF, WE HAVE HEREUNTO SET OUR HAND AT OUR OFFICE IN MAPLEWOOD, ST. LOUIS COUNTY, MISSOURI, ON APRIL 17, 2017.

*Richard H. Kellett*  
 RICHARD H. KELLETT, CHAIRMAN

*John W. Maupin*  
 JOHN W. MAUPIN, SECRETARY

*Trudi McCollum Foushee*  
 TRUDI MCCOLLUM FOUSHEE, COMMISSIONER



RUN DATE:04/17/17 10:40 AM

WITH 29 OF 29 PRECINCTS REPORTING

	TOTAL	PERCENT		TOTAL	PERCENT
01 = REGISTERED VOTERS - TOTAL	21,200		03 = VOTER TURNOUT - TOTAL	22,55	
02 = BALLOTS CAST - TOTAL	4,781				
	01	02	03		
0312 CC12,13,22,51 MID1,13,28+	1551	404	26.05		
0315 CC15 CLA16,26	1339	231	17.25		
0319 CC19,24	1014	178	17.55		
0323 CC23	1347	266	19.75		
0327 CC27	1056	334	31.63		
0333 CC33,48,58	920	175	19.02		
0334 CC34 CLA25,40	1051	171	16.27		
0336 CC36,46	981	240	24.46		
0337 CC37	140	33	23.57		
0338 CC38,47	153	19	12.42		
0339 CC39	115	20	17.39		
0352 CC52	171	48	28.07		
0355 CC55	423	83	19.62		
0507 CLA7	457	92	20.13		
0512 CLA12	411	79	19.22		
0513 CLA13,14,47	1479	375	25.35		
0520 CLA20	733	180	24.56		
0524 CLA24	439	86	19.59		
0528 CLA28	158	43	27.22		
0534 CLA34	97	12	12.37		
0537 CLA37	978	197	20.14		
1716 MID16,41,54	1622	345	21.27		
1717 MID17,29,34,36,37,44,45+	2450	586	23.92		
1757 MID57,58	163	26	15.95		
1831 MR31,51	971	285	29.35		
1840 MR40	213	52	24.41		
1842 MR42	203	48	23.65		
1846 MR46	522	153	29.31		
1856 MR56	43	20	46.51		

DIRECTOR SCHOOL DISTRICT OF THE CITY OF LADUE	VOTES	PERCENT	WITH 29 OF 29 REPORTING	VOTES	PERCENT			
(Vote for ) 3								
01 = KISHA LEE	1,939	16.94	05 = LOLITA FLINN	873	7.63			
02 = ANDY BRESLER	2,842	24.83	06 = LESLIE T. TOLLIVER	894	7.81			
03 = CAROLYN JAEGER	2,710	23.67	07 = PATRICK COUGHLIN	1,603	14.00			
04 = CHRIS ZOELLNER	544	4.75	08 = INVALID WRITE-IN	43	.38			
	01	02	03	04	05	06	07	08
0312 CC12,13,22,51 MID1,13,28+	251	262	248	36	71	79	91	4
0315 CC15 CLA16,26	78	155	142	19	34	28	111	4
0319 CC19,24	71	122	108	21	27	34	64	3
0323 CC23	94	180	169	46	43	53	77	4
0327 CC27	107	195	186	42	65	51	106	5
0333 CC33,48,58	60	89	86	22	34	40	52	1
0334 CC34 CLA25,40	30	111	112	23	26	19	83	4
0336 CC36,46	70	167	146	35	31	61	71	2
0337 CC37	10	20	14	8	7	5	16	0
0338 CC38,47	5	7	10	5	2	2	7	0
0339 CC39	6	12	8	3	5	8	11	0
0352 CC52	23	32	27	4	9	18	12	0
0355 CC55	27	54	38	13	19	28	13	0
0507 CLA7	29	51	41	15	16	18	39	1
0512 CLA12	14	54	61	4	15	12	37	4
0513 CLA13,14,47	138	242	249	26	55	42	184	3
0520 CLA20	32	119	102	26	36	28	91	1
0524 CLA24	22	61	52	10	8	12	45	1
0528 CLA28	9	22	24	0	8	6	34	0
0534 CLA34	0	6	8	6	3	2	8	0
0537 CLA37	54	112	115	32	34	32	89	2
1716 MID16,41,54	271	123	144	30	112	96	59	1
1717 MID17,29,34,36,37,44,45+	390	341	319	44	136	126	102	1
1757 MID57,58	19	6	10	3	9	13	4	0
1831 MR31,51	59	147	141	41	30	36	109	1
1840 MR40	20	22	31	6	10	9	15	0
1842 MR42	17	23	28	6	11	10	9	0
1846 MR46	32	95	82	16	17	20	61	1
1856 MR56	1	12	9	2	0	6	3	0

WE, THE BOARD OF ELECTION COMMISSIONERS OF ST. LOUIS COUNTY, MISSOURI, ACTING AS THE VERIFICATION BOARD PURSUANT TO SECTION 115.507,RSMO, HEREBY CERTIFY THE FOREGOING TO BE A TRUE AND CORRECT ABSTRACT OF VOTES CAST FOR THE CANDIDATES AND ISSUES AT THE MUNICIPAL GENERAL ELECTION HELD IN ST. LOUIS COUNTY, MISSOURI, ON APRIL 4,2017. IN TESTIMONY WHEREOF, WE HAVE HEREUNTO SET OUR HAND AT OUR OFFICE IN MAPLEWOOD, ST. LOUIS COUNTY, MISSOURI, ON APRIL 17, 2017.

*Richard H. Kellett*  
RICHARD H. KELLETT, CHAIRMAN

*John W. Maupin*  
JOHN W. MAUPIN, SECRETARY

*Trudi McCollum Foushee*  
TRUDI MCCOLLUM FOUSHEE, COMMISSIONER







	01	02	03
0215 BON15	102	251	4
0216 BON16,20,35	125	131	0
0226 BON26	14	28	1
0237 BON37	102	192	0
0238 BON38	95	181	0
0239 BON39	9	16	0
0240 BON40	0	0	0
0601 CON1 GRA31	194	128	1
0603 CON3	67	95	0
0606 CON6,13,47,49,52	154	302	0
0610 CON10,53	141	281	1
0614 CON14	34	49	0
0615 CON15,30,42	190	288	4
0621 CON21,33,39	70	100	2
0622 CON22	45	136	0
0623 CON23 GRA43,44,45	135	135	1
0624 CON24,28,44,46	167	219	0
0625 CON25	115	174	0
0626 CON26	6	14	0
0629 CON29	0	0	0
0631 CON31	61	88	0
0637 CON37	18	23	0
0640 CON40,43,45	167	297	1
0641 CON41 TSF14	76	110	3
0648 CON48	4	5	0
0901 GRA1	33	24	1
0902 GRA2,8	28	24	0
0904 GRA4,36,38	202	310	1
0905 GRA5,46	305	445	8
0906 GRA6,27	159	213	3
0909 GRA9	100	132	2
0910 GRA10,12	26	16	0
0911 GRA11	84	93	0
0914 GRA14,41	103	137	2
0917 GRA17,20	210	179	1
0923 GRA23,30	1	0	0
0924 GRA24,37,47	167	180	1
0926 GRA26	77	132	2
0928 GRA28,29,32	324	395	2
0934 GRA34	10	16	0
0948 GRA48	0	0	0
2605 TSF5,18	115	227	0
2619 TSF19,23	215	323	4

WE, THE BOARD OF ELECTION COMMISSIONERS OF ST. LOUIS COUNTY, MISSOURI, ACTING AS THE VERIFICATION BOARD PURSUANT TO SECTION 115.507,RSMO, HEREBY CERTIFY THE FOREGOING TO BE A TRUE AND CORRECT ABSTRACT OF VOTES CAST FOR THE CANDIDATES AND ISSUES AT THE MUNICIPAL GENERAL ELECTION HELD IN ST. LOUIS COUNTY, MISSOURI, ON APRIL 4,2017. IN TESTIMONY WHEREOF, WE HAVE HEREUNTO SET OUR HAND AT OUR OFFICE IN MAPLEWOOD, ST. LOUIS COUNTY, MISSOURI, ON APRIL 17, 2017.

*Richard H. Kellett*  
 RICHARD H. KELLETT, CHAIRMAN

*John W. Maupin*  
 JOHN W. MAUPIN, SECRETARY

*Trudi McCollum Foushee*  
 TRUDI MCCOLLUM FOUSHEE, COMMISSIONER



MEHLVILLE SCHOOL DISTRICT  
 RUN DATE:04/17/17 10:41 AM

GENERAL MUNICIPAL ELECTION  
 ST. LOUIS COUNTY, MISSOURI  
 TUESDAY, APRIL 4, 2017  
 WITH 47 OF 47 PRECINCTS REPORTING

OFFICIAL FINAL RESULTS

01 = REGISTERED VOTERS - TOTAL  
 02 = BALLOTS CAST - TOTAL

TOTAL PERCENT  
 68,644  
 16,904

03 = VOTER TURNOUT - TOTAL

TOTAL PERCENT  
 24.63

	01	02	03
0611 CON11	522	166	31.80
0612 CON12	4	0	.00
0616 CON16	451	122	27.05
0618 CON18	999	214	21.42
0620 CON20	279	71	25.45
0632 CON32	580	113	19.48
0650 CON50	424	100	23.58
1403 LEM3,16,32,33 OAK12 TSF7	3438	710	20.65
1404 LEM4,8	1051	178	16.94
1405 LEM5,30	1583	272	17.18
1406 LEM6	299	23	7.69
1409 LEM9,17,29	1561	402	25.75
1412 LEM12	535	101	18.88
1413 LEM13	1427	302	21.16
1414 LEM14	218	60	27.52
1415 LEM15	1868	341	18.25
1418 LEM18	73	10	13.70
1421 LEM21	1088	202	18.57
1422 LEM22,24	2491	493	19.79
1423 LEM23,31	1690	381	22.54
2201 OAK1,6	1359	282	20.75
2202 OAK2,14	1834	446	24.32
2203 OAK3,23,28,29	1965	521	26.51
2204 OAK4,18,25 TSF4	1755	507	28.89
2205 OAK5	1355	371	27.38
2207 OAK7	1325	413	31.17
2208 OAK8,22	1948	618	31.72
2209 OAK9,24	1820	520	28.57
2210 OAK10,27	1775	447	25.18
2211 OAK11,16	1661	386	23.24
2213 OAK13	1726	416	24.10
2215 OAK15	2378	654	27.50
2217 OAK17,20	1875	592	31.57
2219 OAK19	2242	673	30.02
2221 OAK21,26	1947	585	30.05
2601 TSF1,9,20	2004	438	21.86
2602 TSF2	1081	344	31.82
2603 TSF3	2035	512	25.16
2606 TSF6,8	2140	629	29.39
2610 TSF10,22	1308	344	26.30
2611 TSF11,12	2578	378	14.66
2613 TSF13,17	1890	540	28.57
2615 TSF15,27	1263	307	24.31
2616 TSF16	1925	508	26.39
2621 TSF21	1264	339	26.82
2624 TSF24	1751	371	21.19
2625 TSF25,26	1859	502	27.00

WITH 47 OF 47 REPORTING

DIRECTOR MEHLVILLE SCHOOL DISTRICT R-9  
 (Vote for ) 3

VOTES PERCENT  
 8,819 24.53  
 9,566 26.61  
 10,481 29.15

04 = MICHELLE POMMER  
 05 = INVALID WRITE-IN


VOTES PERCENT  
 6,874 19.12  
 211 .59

	01	02	03	04	05
0611 CON11	83	84	94	57	3
0612 CON12	0	0	0	0	0
0616 CON16	51	51	69	51	0
0618 CON18	94	108	124	94	1
0620 CON20	22	25	19	26	3
0632 CON32	62	61	68	45	4
0650 CON50	45	49	55	37	5
1403 LEM3,16,32,33 OAK12 TSF7	363	385	416	288	12
1404 LEM4,8	89	106	107	83	3
1405 LEM5,30	132	158	173	111	5
1406 LEM6	8	13	8	9	3
1409 LEM9,17,29	198	200	263	178	5
1412 LEM12	35	33	42	51	3
1413 LEM13	161	180	193	130	1
1414 LEM14	27	29	42	31	0
1415 LEM15	170	180	194	142	3
1418 LEM18	2	3	3	6	0
1421 LEM21	91	110	107	94	5
1422 LEM22,24	254	258	290	218	9
1423 LEM23,31	179	197	226	166	5
2201 OAK1,6	163	185	187	106	5
2202 OAK2,14	256	260	279	176	3
2203 OAK3,23,28,29	285	295	321	207	3
2204 OAK4,18,25 TSF4	274	302	331	184	2
2205 OAK5	203	210	240	150	5
2207 OAK7	222	237	259	169	1
2208 OAK8,22	349	384	413	224	4
2209 OAK9,24	280	288	320	222	3
2210 OAK10,27	222	263	285	192	4
2211 OAK11,16	212	230	252	142	4
2213 OAK13	222	252	254	158	6
2215 OAK15	347	378	399	236	10
2217 OAK17,20	342	383	406	218	5
2219 OAK19	371	391	424	264	7
2221 OAK21,26	321	350	348	225	4
2601 TSF1,9,20	211	222	259	187	5
2602 TSF2	175	200	223	141	3
2603 TSF3	300	299	332	185	4
2606 TSF6,8	310	361	404	253	11
2610 TSF10,22	163	181	198	156	5
2611 TSF11,12	187	198	221	169	13
2613 TSF13,17	282	294	344	211	7
2615 TSF15,27	165	190	189	150	6
2616 TSF16	257	303	316	227	5
2621 TSF21	182	187	207	144	1
2624 TSF24	194	212	241	146	5
2625 TSF25,26	258	281	336	215	10

-----  
WE, THE BOARD OF ELECTION COMMISSIONERS OF ST. LOUIS COUNTY, MISSOURI, ACTING AS THE VERIFICATION BOARD PURSUANT TO SECTION 115.507, RSMO, HEREBY CERTIFY THE FOREGOING TO BE A TRUE AND CORRECT ABSTRACT OF VOTES CAST FOR THE CANDIDATES AND ISSUES AT THE MUNICIPAL GENERAL ELECTION HELD IN ST. LOUIS COUNTY, MISSOURI, ON APRIL 4, 2017. IN TESTIMONY WHEREOF, WE HAVE HEREUNTO SET OUR HAND AT OUR OFFICE IN MAPLEWOOD, ST. LOUIS COUNTY, MISSOURI, ON APRIL 17, 2017.

  
RICHARD H. KELLETT, CHAIRMAN

  
JOHN W. MAUPIN, SECRETARY

  
TRUDI MCCOLLUM FOUSHEE, COMMISSIONER



MERAMEC VALLEY R-III SCH DIST  
 RUN DATE:04/17/17 10:41 AM

GENERAL MUNICIPAL ELECTION  
 ST. LOUIS COUNTY, MISSOURI  
 TUESDAY, APRIL 4, 2017  
 WITH 4 OF 4 PRECINCTS REPORTING

OFFICIAL FINAL RESULTS

01 = REGISTERED VOTERS - TOTAL  
 02 = BALLOTS CAST - TOTAL

TOTAL PERCENT  
 62  
 20

03 = VOTER TURNOUT - TOTAL

TOTAL PERCENT  
 32.26

	01	02	03
1507 MER7,9	47	16	34.04
1514 MER14	2	0	.00
1516 MER16	8	3	37.50
1535 MER35	5	1	20.00

DIRECTOR MERAMEC VALLEY R-III SCHOOL DISTRICT  
 (Vote for ) 3  
 01 = MATT E. TROWER  
 02 = TIM RICHARDSON  
 03 = SEAN D. BRINKER

VOTES PERCENT  
 11 32.35  
 8 23.53  
 9 26.47

WITH 4 OF 4 REPORTING  
 04 = AUSTIN MYERS  
 05 = INVALID WRITE-IN

VOTES PERCENT  
 6 17.65  
 0

	01	02	03	04	05
1507 MER7,9	8	5	7	5	0
1514 MER14	0	0	0	0	0
1516 MER16	3	3	2	1	0
1535 MER35	0	0	0	0	0

MERAMEC VALLEY R-III SCHOOL DISTRICT - PROPOSITION K  
 \*\*BONDS - CAPITAL IMPROV (57.15% NEEDED)\*\*  
 (Vote for ) 1  
 01 = YES  
 02 = NO

VOTES PERCENT  
 12 63.16  
 7 36.84

WITH 4 OF 4 REPORTING

	01	02
1507 MER7,9	9	7
1514 MER14	0	0
1516 MER16	2	0
1535 MER35	1	0

WE, THE BOARD OF ELECTION COMMISSIONERS OF ST. LOUIS COUNTY, MISSOURI, ACTING AS THE VERIFICATION BOARD PURSUANT TO SECTION 115.507, RSMo, HEREBY CERTIFY THE FOREGOING TO BE A TRUE AND CORRECT ABSTRACT OF VOTES CAST FOR THE CANDIDATES AND ISSUES AT THE MUNICIPAL GENERAL ELECTION HELD IN ST. LOUIS COUNTY, MISSOURI, ON APRIL 4, 2017. IN TESTIMONY WHEREOF, WE HAVE HEREUNTO SET OUR HAND AT OUR OFFICE IN MAPLEWOOD, ST. LOUIS COUNTY, MISSOURI, ON APRIL 17, 2017.

*Richard H. Kellett*  
 RICHARD H. KELLETT, CHAIRMAN

*John W. Maupin*  
 JOHN W. MAUPIN, SECRETARY

*Trudi McCollum Foushee*  
 TRUDI MCCOLLUM FOUSHEE, COMMISSIONER



NORMANDY SCHOOL DISTRICT  
 RUN DATE:04/17/17 10:42 AM

GENERAL MUNICIPAL ELECTION  
 ST. LOUIS COUNTY, MISSOURI  
 TUESDAY, APRIL 4, 2017

OFFICIAL FINAL RESULTS

WITH 58 OF 58 PRECINCTS REPORTING

01 = REGISTERED VOTERS - TOTAL  
 02 = BALLOTS CAST - TOTAL

TOTAL  
 23,551  
 5,239

03 = VOTER TURNOUT - TOTAL

TOTAL PERCENT  
 22.25

	01	02	03
0116 AP16 NOR31	271	29	10.70
0145 AP45	384	40	10.42
0150 AP50 NOR56	529	127	24.01
0151 AP51 NOR21	587	130	22.15
1710 MID10	124	44	35.48
1718 MID18	333	120	36.04
1730 MID30	297	62	20.88
1732 MID32	34	9	26.47
1901 NOR1	487	97	19.92
1902 NOR2	601	138	22.96
1903 NOR3	487	137	28.13
1905 NOR5	620	129	20.81
1906 NOR6	875	189	21.60
1907 NOR7	692	247	35.69
1908 NOR8	12	0	.00
1909 NOR9	537	94	17.50
1911 NOR11	372	181	48.66
1914 NOR14	173	84	48.55
1915 NOR15	529	180	34.03
1916 NOR16	499	161	32.26
1917 NOR17	23	0	.00
1918 NOR18	503	101	20.08
1919 NOR19	377	33	8.75
1920 NOR20	304	20	6.58
1922 NOR22	214	37	17.29
1924 NOR24	588	54	9.18
1928 NOR28	81	12	14.81
1929 NOR29	938	315	33.58
1930 NOR30	669	258	38.57
1933 NOR33	191	35	18.32
1934 NOR34	1	0	.00
1935 NOR35,49	82	4	4.88
1936 NOR36	435	56	12.87
1937 NOR37	417	101	24.22
1938 NOR38	2	0	.00
1939 NOR39	340	115	33.82
1940 NOR40	114	25	21.93
1941 NOR41	313	88	28.12
1942 NOR42	400	149	37.25
1946 NOR46,54	506	49	9.68
1950 NOR50	514	81	15.76
1952 NOR52	155	3	1.94
1955 NOR55	581	203	34.94
2701 UNV1	670	180	26.87
2702 UNV2	67	7	10.45
2703 UNV3	198	42	21.21
2705 UNV5	19	3	15.79
2706 UNV6,13	243	43	17.70
2707 UNV7,9,11	799	68	8.51
2708 UNV8	177	21	11.86
2710 UNV10	657	100	15.22
2712 UNV12	99	43	43.43
2717 UNV17	793	106	13.37
2721 UNV21	563	122	21.67
2730 UNV30	434	103	23.73
2736 UNV36	1414	289	20.44
2737 UNV37	824	82	9.95
2745 UNV45	403	93	23.08

WITH 58 OF 58 REPORTING

NORMANDY SCHOOL DISTRICT - PROPOSITION N  
 \*\*BONDS - CAPITAL IMPROV (57.15% NEEDED)\*\*  
 (Vote for ) 1  
 01 = YES  
 02 = NO

VOTES PERCENT  
 3,471 68.79  
 1,575 31.21

	01	02
0116 AP16 NOR31	14	15
0145 AP45	28	10
0150 AP50 NOR56	86	36
0151 AP51 NOR21	80	49
1710 MID10	31	9
1718 MID18	81	38
1730 MID30	43	19
1732 MID32	8	1
1901 NOR1	64	24
1902 NOR2	97	26
1903 NOR3	89	39
1905 NOR5	83	40
1906 NOR6	121	52
1907 NOR7	162	73
1908 NOR8	0	0
1909 NOR9	58	30
1911 NOR11	121	55
1914 NOR14	61	22
1915 NOR15	116	61
1916 NOR16	124	37
1917 NOR17	0	0
1918 NOR18	66	32
1919 NOR19	23	9
1920 NOR20	15	5
1922 NOR22	31	6
1924 NOR24	32	22
1928 NOR28	9	3
1929 NOR29	187	118
1930 NOR30	171	85
1933 NOR33	23	11
1934 NOR34	0	0
1935 NOR35,49	3	1
1936 NOR36	42	14
1937 NOR37	59	35
1938 NOR38	0	0
1939 NOR39	85	26

1940	NOR40	20	4
1941	NOR41	60	25
1942	NOR42	99	50
1946	NOR46,54	32	16
1950	NOR50	44	32
1952	NOR52	2	1
1955	NOR55	135	68
2701	UNV1	136	37
2702	UNV2	6	1
2703	UNV3	31	11
2705	UNV5	3	0
2706	UNV6,13	21	22
2707	UNV7,9,11	50	15
2708	UNV8	14	6
2710	UNV10	63	32
2712	UNV12	24	15
2717	UNV17	61	40
2721	UNV21	87	25
2730	UNV30	71	28
2736	UNV36	200	69
2737	UNV37	37	45
2745	UNV45	62	30

=====

WE, THE BOARD OF ELECTION COMMISSIONERS OF ST. LOUIS COUNTY, MISSOURI, ACTING AS THE VERIFICATION BOARD PURSUANT TO SECTION 115.507, RSMO, HEREBY CERTIFY THE FOREGOING TO BE A TRUE AND CORRECT ABSTRACT OF VOTES CAST FOR THE CANDIDATES AND ISSUES AT THE MUNICIPAL GENERAL ELECTION HELD IN ST. LOUIS COUNTY, MISSOURI, ON APRIL 4, 2017. IN TESTIMONY WHEREOF, WE HAVE HEREUNTO SET OUR HAND AT OUR OFFICE IN MAPLEWOOD, ST. LOUIS COUNTY, MISSOURI, ON APRIL 17, 2017.

*Richard H. Kellett*  
 RICHARD H. KELLETT, CHAIRMAN

*John W. Maupin*  
 JOHN W. MAUPIN, SECRETARY

*Trudi McCollum Foushee*  
 TRUDI MCCOLLUM FOUSHEE, COMMISSIONER



PARKWAY SCHOOL DISTRICT

GENERAL MUNICIPAL ELECTION  
ST. LOUIS COUNTY, MISSOURI  
TUESDAY, APRIL 4, 2017

OFFICIAL FINAL RESULTS

RUN DATE:04/17/17 10:42 AM

WITH 125 OF 125 PRECINCTS REPORTING

01 = REGISTERED VOTERS - TOTAL  
02 = BALLOTS CAST - TOTAL

TOTAL  
103,788  
23,068

PERCENT

03 = VOTER TURNOUT - TOTAL

TOTAL PERCENT  
22.23

	01	02	03
0301 CC1	1341	225	16.78
0302 CC2,7 MHT13,43	1507	285	18.91
0303 CC3,5	1074	192	17.88
0304 CC4,54	522	49	9.39
0306 CC6	1164	262	22.51
0308 CC8	21	4	19.05
0309 CC9,11,16,21,28	1887	311	16.48
0310 CC10	229	47	20.52
0314 CC14	1625	338	20.80
0320 CC20,59	1236	347	28.07
0325 CC25	640	91	14.22
0326 CC26	79	8	10.13
0329 CC29 MR39	534	197	36.89
0332 CC32,56	53	20	37.74
0335 CC35,50	1612	324	20.10
0340 CC40	146	14	9.59
0345 CC45	43	11	25.58
0349 CC49	683	100	14.64
0412 CHE12 LAF31	1298	381	29.35
0419 CHE19	820	206	25.12
0422 CHE22 LAF12	1747	415	23.76
0431 CHE31,32 LAF26	236	67	28.39
0442 CHE42,45	1406	436	31.01
0444 CHE44 LAF1,30	1736	497	28.63
0452 CHE52	11	2	18.18
1202 LAF2	1359	353	25.97
1203 LAF3	120	25	20.83
1204 LAF4	1281	324	25.29
1205 LAF5,22,48	1405	323	22.99
1206 LAF6,20,21	1098	248	22.59
1207 LAF7,34,36	489	126	25.77
1208 LAF8,11,15	1860	510	27.42
1214 LAF14,33	1349	372	27.58
1216 LAF16	564	127	22.52
1217 LAF17	409	89	21.76
1218 LAF18	1091	287	26.31
1225 LAF25	1344	387	28.79
1228 LAF28	921	275	29.86
1229 LAF29	1007	294	29.20
1232 LAF32	912	287	31.47
1235 LAF35	237	47	19.83
1244 LAF44 QUE27	314	28	8.92
1245 LAF45 QUE26	459	61	13.29
1246 LAF46 MR3	1012	232	22.92
1529 MER29 QUE19	1536	250	16.28
1547 MER47	489	77	15.75
1601 MHT1,4	1170	260	22.22
1602 MHT2,5,7,26	2204	568	25.77
1603 MHT3,24 MR50	1429	349	24.42
1606 MHT6,14,49	1689	341	20.19
1608 MHT8,28	560	121	21.61
1609 MHT9	1442	241	16.71
1610 MHT10,21,25,31,33,40	2108	330	15.65
1611 MHT11,23	1785	374	20.95
1616 MHT16	1	1	100.0
1619 MHT19,27	1628	426	26.17
1620 MHT20,48	1160	243	20.95
1629 MHT29,57	314	21	6.69
1630 MHT30,45,47,52	222	45	20.27
1632 MHT32	449	23	5.12
1634 MHT34	1673	376	22.47
1635 MHT35,56	1270	190	14.96
1636 MHT36,38	1225	153	12.49
1637 MHT37	4	1	25.00
1639 MHT39 MR52	489	128	26.18
1641 MHT41	649	44	6.78
1642 MHT42	451	112	24.83
1644 MHT44	113	7	6.19
1646 MHT46	93	5	5.38
1650 MHT50	915	155	16.94
1651 MHT51	151	26	17.22
1653 MHT53	116	39	33.62
1654 MHT54	3	1	33.33
1655 MHT55	192	33	17.19
1658 MHT58	61	5	8.20
1659 MHT59	4	0	.00
1802 MR2	135	15	11.11
1804 MR4	1012	169	16.70
1805 MR5,28	996	347	34.84
1807 MR7	622	125	20.10
1808 MR8,12,15,24,41,47	1392	480	34.48
1810 MR10,17,23	938	224	23.88
1813 MR13,55	747	237	31.73
1814 MR14	322	79	24.53
1816 MR16	914	352	38.51
1818 MR18,20,32,38	1989	587	29.51
1821 MR21 QUE1,5	1448	196	13.54
1825 MR25	1243	290	23.33
1826 MR26,36	1227	262	21.35
1827 MR27	2046	431	21.07
1829 MR29	830	124	14.94
1830 MR30	518	85	16.41
1833 MR33,54	546	112	20.51
1835 MR35	1115	199	17.85
1843 MR43	469	116	24.73
1844 MR44	689	197	28.59
1845 MR45,53	578	99	17.13
1848 MR48	480	191	39.79
1857 MR57	541	146	26.99
1858 MR58	1183	328	27.73
1859 MR59	17	2	11.76
2129 NW29	344	31	9.01
2302 QUE2,14,22	1525	282	18.49
2303 QUE3	127	26	20.47
2304 QUE4	457	106	23.19
2307 QUE7	779	149	19.13

2308	QUE8	312	58	18.59
2310	QUE10	405	115	28.40
2312	QUE12	552	102	18.48
2313	QUE13,15,24,41,43	2298	477	20.76
2316	QUE16	454	92	20.26
2318	QUE18	913	178	19.50
2321	QUE21	73	11	15.07
2323	QUE23	864	184	21.30
2329	QUE29	1447	285	19.70
2330	QUE30	126	21	16.67
2331	QUE31,47,48	861	172	19.98
2333	QUE33	436	117	26.83
2337	QUE37	1274	203	15.93
2344	QUE44	866	291	33.60
2345	QUE45 WH11,41	1418	262	18.48
2349	QUE49	320	31	9.69
2815	WH15	587	109	18.57
2824	WH24	532	129	24.25
2833	WH33	345	75	21.74

		VOTES	PERCENT	WITH 125 OF 125	REPORTING	VOTES	PERCENT
DIRECTOR PARKWAY SCHOOL DISTRICT							
(Vote for ) 3							
01 =	ROBERT L. GORE	2,002	3.81	07 =	KRISTY KLEIN DAVIS	6,275	11.94
02 =	ANNMARIE PUHAN	3,523	6.70	08 =	B. SOPHIA FORD-GLANTON	6,025	11.46
03 =	CHRIS JACOB	4,715	8.97	09 =	ZACH GOLDFORD	3,177	6.04
04 =	PETER N. MEISINGER	2,316	4.41	10 =	PHILIP A. OEHLERKING	4,817	9.16
05 =	DEBORAH A. (DEBBIE) HOPPER	7,924	15.08	11 =	JEFF TODD	7,023	13.36
06 =	MATTHEW (MATT) ECKERLE	4,557	8.67	12 =	INVALID WRITE-IN	209	.40

		01	02	03	04	05	06	07	08	09	10	11	12
0301	CC1	14	29	40	17	71	55	78	91	35	31	50	8
0302	CC2,7 MHT13,43	30	45	61	37	95	52	77	68	62	55	67	1
0303	CC3,5	18	23	43	14	51	46	67	62	36	23	39	9
0304	CC4,54	4	12	5	3	20	6	12	17	6	6	10	0
0306	CC6	28	41	40	20	78	77	96	98	43	36	51	2
0308	CC8	0	0	0	1	1	1	1	1	0	0	0	0
0309	CC9,11,16,21,28	22	65	53	29	88	72	102	98	56	46	82	7
0310	CC10	4	6	8	5	7	10	7	9	9	9	17	2
0314	CC14	33	41	51	35	101	67	105	87	99	32	58	7
0320	CC20,59	40	41	67	21	94	65	50	61	43	50	119	3
0325	CC25	8	7	20	8	24	16	20	19	13	12	27	0
0326	CC26	1	3	1	0	5	2	1	0	0	3	3	0
0329	CC29 MR39	23	21	47	22	56	30	37	29	23	29	45	0
0332	CC32,56	3	4	3	2	5	2	8	5	11	6	6	0
0335	CC35,50	45	46	60	32	99	105	135	135	46	30	46	3
0340	CC40	1	1	2	2	5	1	4	1	7	4	6	0
0345	CC45	3	2	1	2	1	5	5	3	0	1	3	0
0349	CC49	9	14	15	11	24	30	35	37	18	9	28	0
0412	CHE12 LAF31	34	64	79	64	129	86	96	86	51	84	89	2
0419	CHE19	21	26	39	19	64	55	52	54	39	53	75	1
0422	CHE22 LAF12	44	66	81	44	124	79	102	102	71	54	105	4
0431	CHE31,32 LAF26	8	13	11	5	24	13	16	16	5	13	29	0
0442	CHE42,45	42	87	83	45	169	74	94	77	81	88	131	1
0444	CHE44 LAF1,30	45	87	102	42	174	98	121	103	66	75	159	1
0452	CHE52	0	0	0	1	1	1	1	2	0	0	0	0
1202	LAF2	25	47	100	40	124	58	80	83	56	114	119	1
1203	LAF3	1	4	7	3	7	3	6	8	3	5	17	2
1204	LAF4	15	40	69	19	99	63	107	103	72	64	141	0
1205	LAF5,22,48	17	46	77	36	111	56	67	64	38	81	169	2
1206	LAF6,20,21	18	40	56	33	77	55	48	71	29	55	106	8
1207	LAF7,34,36	20	9	22	16	54	35	33	41	9	26	42	1
1208	LAF8,11,15	36	71	115	43	191	63	92	99	66	126	244	8
1214	LAF14,33	32	46	87	53	122	74	97	125	53	68	138	6
1216	LAF16	8	17	39	12	47	27	28	31	13	19	60	0
1217	LAF17	4	18	40	11	33	12	12	17	16	17	39	0
1218	LAF18	21	43	62	17	119	69	63	84	23	72	117	6
1225	LAF25	15	39	64	34	174	105	119	161	28	119	154	3
1228	LAF28	16	37	59	41	102	55	68	106	17	65	105	3
1229	LAF29	18	42	71	27	119	50	64	60	40	64	120	0
1232	LAF32	30	40	45	30	83	52	76	64	33	52	79	1
1235	LAF35	3	8	9	7	16	7	11	10	5	7	17	0
1244	LAF44 QUE27	4	6	10	2	9	3	7	3	7	9	8	0
1245	LAF45 QUE26	9	10	16	7	22	7	15	6	7	5	16	0
1246	LAF46 MR3	18	27	39	20	89	29	43	37	34	51	94	3
1529	MER29 QUE19	16	30	60	19	83	66	93	106	17	42	79	0
1547	MER47	6	15	19	1	36	10	20	18	5	17	32	7
1601	MHT1,4	33	45	41	26	66	57	71	64	45	70	64	0
1602	MHT2,5,7,26	40	93	97	53	172	98	147	132	90	214	186	2
1603	MHT3,24 MR50	27	61	55	30	101	83	120	100	54	76	106	0
1606	MHT6,14,49	43	52	67	33	124	63	110	111	64	66	80	7
1608	MHT8,28	11	22	30	14	44	28	30	34	20	21	27	0
1609	MHT9	20	48	54	23	77	44	55	74	34	47	74	3
1610	MHT10,21,25,31,33,40	41	44	74	57	122	67	98	116	58	52	68	1
1611	MHT11,23	33	47	84	45	116	71	111	110	52	100	96	2
1616	MHT16	0	0	0	0	0	0	0	0	0	0	0	0
1619	MHT19,27	41	100	105	57	131	62	101	96	50	113	116	10
1620	MHT20,48	27	49	57	30	80	46	69	51	37	45	39	3
1629	MHT29,57	5	5	4	1	11	1	11	6	2	1	4	0
1630	MHT30,45,47,52	5	9	5	8	17	5	12	9	9	4	9	1
1632	MHT32	5	7	5	4	10	4	7	7	0	3	3	0
1634	MHT34	25	64	88	30	133	73	108	118	70	99	95	1
1635	MHT35,56	19	23	39	15	52	41	51	55	23	53	61	1
1636	MHT36,38	14	30	38	13	50	31	48	38	16	22	34	2
1637	MHT37	1	0	0	0	1	0	0	0	0	0	1	0
1639	MHT39 MR52	13	23	25	9	45	28	26	31	18	36	39	0
1641	MHT41	7	11	9	5	18	7	18	13	5	3	4	1
1642	MHT42	9	19	14	12	31	22	38	28	20	28	29	0
1644	MHT44	0	3	2	1	4	1	1	0	1	1	1	0
1646	MHT46	0	3	0	0	1	2	1	2	3	0	0	0
1650	MHT50	11	23	23	18	34	50	61	59	22	21	42	0
1651	MHT51	1	2	0	2	5	6	5	4	3	3	9	1
1653	MHT53	6	5	7	4	12	9	8	9	4	11	14	0
1654	MHT54	0	0	0	0	1	1	0	0	0	0	1	0
1655	MHT55	4	3	5	5	8	7	11	13	10	6	14	0
1658	MHT58	0	1	1	1	3	1	2	2	1	1	0	0
1659	MHT59	0	0	0	0	0	0	0	0	0	0	0	0
1802	MR2	0	6	5	0	8	0	3	2	1	7	9	0
1804	MR4	6	23	26	26	59	33	28	28	18	72	89	0
1805	MR5,28	34	52	78	29	101	73	103	85	35	37	77	6
1807	MR7	16	19	31	5	53	22	39	36	11	18	32	3
1808	MR8,12,15,24,41,47	46	69	82	39	161	84	131	125	32	50	114	1
1810	MR10,17,23	19	29	34	17	62	55	84	79	39	45	54	2
1813	MR13,55	26	44	54	28	93	43	61	47	51	47	64	0



1814	MR14	9	16	20	14	21	14	20	21	15	21	30	4
1816	MR16	31	66	67	38	122	55	84	63	50	77	103	4
1818	MR18, 20, 32, 38	58	84	105	67	159	133	169	165	87	171	160	2
1821	MR21 QUE1, 5	26	26	55	27	77	44	48	52	20	36	54	2
1825	MR25	14	39	39	15	128	96	74	72	35	99	149	0
1826	MR26, 36	11	35	46	31	103	39	57	66	39	79	93	5
1827	MR27	38	57	90	35	201	77	104	79	48	108	176	1
1829	MR29	9	20	17	9	56	22	23	24	18	39	46	1
1830	MR30	9	13	27	9	33	11	24	24	24	14	29	0
1833	MR33, 54	11	15	28	12	36	20	42	30	6	10	25	0
1835	MR35	17	21	50	22	78	33	50	47	33	45	67	0
1843	MR43	4	14	27	8	49	21	30	25	17	23	45	0
1844	MR44	14	23	26	14	79	31	42	39	31	58	81	0
1845	MR45, 53	14	21	17	11	40	12	25	21	14	17	22	0
1848	MR48	11	26	31	10	55	34	37	34	27	42	66	0
1857	MR57	7	19	39	17	53	25	35	43	11	26	48	1
1858	MR58	16	45	69	27	131	65	141	100	35	71	78	1
1859	MR59	0	1	0	1	0	0	0	0	1	0	0	0
2129	NW29	3	8	8	3	13	7	8	5	1	4	4	0
2302	QUE2, 14, 22	24	54	69	32	107	52	81	69	25	52	46	1
2303	QUE3	6	6	4	2	7	3	10	8	5	5	6	0
2304	QUE4	11	15	22	16	39	20	29	33	6	18	32	0
2307	QUE7	10	25	29	15	52	29	53	39	19	27	41	5
2308	QUE8	5	9	10	5	25	12	21	21	3	5	13	1
2310	QUE10	6	27	18	10	35	22	28	21	10	46	28	1
2312	QUE12	11	17	18	7	38	23	39	28	6	19	29	0
2313	QUE13, 15, 24, 41, 43	31	64	96	40	180	93	144	146	42	91	171	6
2316	QUE16	9	8	25	17	40	21	21	28	5	14	25	0
2318	QUE18	17	39	33	20	54	42	54	39	31	32	55	0
2321	QUE21	1	1	1	2	4	4	6	4	2	1	1	0
2323	QUE23	25	23	44	19	73	35	46	37	18	37	55	1
2329	QUE29	24	52	81	26	112	59	69	61	30	79	93	5
2330	QUE30	4	4	3	2	9	2	6	3	0	5	12	0
2331	QUE31, 47, 48	11	25	41	21	59	23	45	37	27	15	32	1
2333	QUE33	15	25	19	10	31	27	47	27	14	15	20	0
2337	QUE37	12	36	48	20	78	28	62	42	24	36	49	0
2344	QUE44	25	47	46	28	111	45	75	67	29	78	90	8
2345	QUE45 WH11, 41	28	37	54	30	92	40	75	67	36	47	71	2
2349	QUE49	3	4	5	2	11	8	10	6	5	7	7	0
2815	WH15	7	15	24	9	38	18	28	32	11	21	21	7
2824	WH24	13	21	27	12	33	31	52	37	16	16	29	1
2833	WH33	2	7	20	9	29	16	21	21	12	12	25	0

WE, THE BOARD OF ELECTION COMMISSIONERS OF ST. LOUIS COUNTY, MISSOURI, ACTING AS THE VERIFICATION BOARD PURSUANT TO SECTION 115.507, RSMO, HEREBY CERTIFY THE FOREGOING TO BE A TRUE AND CORRECT ABSTRACT OF VOTES CAST FOR THE CANDIDATES AND ISSUES AT THE MUNICIPAL GENERAL ELECTION HELD IN ST. LOUIS COUNTY, MISSOURI, ON APRIL 4, 2017. IN TESTIMONY WHEREOF, WE HAVE HEREUNTO SET OUR HAND AT OUR OFFICE IN MAPLEWOOD, ST. LOUIS COUNTY, MISSOURI, ON APRIL 17, 2017.

*Richard H. Kellett*  
RICHARD H. KELLETT, CHAIRMAN

*John W. Maupin*  
JOHN W. MAUPIN, SECRETARY

*Trudi McCollum Foushee*  
TRUDI MCCOLLUM FOUSHEE, COMMISSIONER



	TOTAL	PERCENT	03 = VOTER TURNOUT - TOTAL	TOTAL	PERCENT
01 = REGISTERED VOTERS - TOTAL	29,589				
02 = BALLOTS CAST - TOTAL	6,777			22.90	
	01	02	03		
0104 AP4,28 MID50	1506	312	20.72		
0112 AP12	511	68	13.31		
0117 AP17	1796	507	28.23		
0123 AP23	124	26	20.97		
0126 AP26 NW14	7	0	.00		
0129 AP29,35	359	42	11.70		
0131 AP31	809	220	27.19		
0132 AP32	944	172	18.22		
0133 AP33	277	88	31.77		
0141 AP41 MHT17	669	136	20.33		
0142 AP42	7	3	42.86		
0144 AP44	400	142	35.50		
0146 AP46	62	24	38.71		
0147 AP47	72	2	2.78		
0317 CC17	833	131	15.73		
0318 CC18	0	0	.00		
0330 CC30	170	15	8.82		
0331 CC31	921	225	24.43		
0341 CC41	432	87	20.14		
0342 CC42,43,44	2120	449	21.18		
0353 CC53	1370	336	24.53		
0357 CC57 MID24	774	125	16.15		
1612 MHT12	40	6	15.00		
1615 MHT15,22 NW53	2290	514	22.45		
1618 MHT18	2	0	.00		
1711 MID11,35,61	977	197	20.16		
1742 MID42	494	193	39.07		
2101 NW1	1721	379	22.02		
2103 NW3,28	768	182	23.70		
2111 NW11	607	166	27.35		
2112 NW12,39	748	186	24.87		
2113 NW13	966	265	27.43		
2116 NW16,27,31	529	106	20.04		
2117 NW17	0	0	.00		
2119 NW19	328	67	20.43		
2120 NW20	579	143	24.70		
2121 NW21	9	7	77.78		
2126 NW26	82	18	21.95		
2132 NW32	539	121	22.45		
2133 NW33,35	1145	232	20.26		
2136 NW36	11	0	.00		
2137 NW37	517	163	31.53		
2138 NW38	3	1	33.33		
2142 NW42	333	29	8.71		
2143 NW43	154	46	29.87		
2147 NW47	443	141	31.83		
2149 NW49,52	1243	306	24.62		
2150 NW50	87	8	9.20		
2151 NW51	811	191	23.55		

=====

	VOTES	PERCENT	WITH 49 OF 49 REPORTING
PATTONVILLE R-3 SCHOOL DISTRICT - PROPOSITION K			
**BONDS - CAPITAL IMPROV (57.15% NEEDED)**			
(Vote for ) 1			
01 = YES	5,382	80.11	
02 = NO	1,336	19.89	

	01	02
0104 AP4,28 MID50	220	86
0112 AP12	55	12
0117 AP17	413	93
0123 AP23	23	3
0126 AP26 NW14	0	0
0129 AP29,35	35	7
0131 AP31	157	57
0132 AP32	141	30
0133 AP33	57	30
0141 AP41 MHT17	106	30
0142 AP42	2	1
0144 AP44	91	47
0146 AP46	16	8
0147 AP47	2	0
0317 CC17	97	30
0318 CC18	0	0
0330 CC30	13	2
0331 CC31	193	31
0341 CC41	74	13
0342 CC42,43,44	382	62
0353 CC53	277	56
0357 CC57 MID24	96	28
1612 MHT12	4	2
1615 MHT15,22 NW53	423	90
1618 MHT18	0	0
1711 MID11,35,61	135	62
1742 MID42	149	44
2101 NW1	303	73
2103 NW3,28	151	30
2111 NW11	141	24
2112 NW12,39	152	33
2113 NW13	219	44
2116 NW16,27,31	81	24
2117 NW17	0	0
2119 NW19	56	11
2120 NW20	111	32
2121 NW21	5	2
2126 NW26	16	1
2132 NW32	99	21
2133 NW33,35	192	38
2136 NW36	0	0
2137 NW37	127	30
2138 NW38	0	1
2142 NW42	28	1
2143 NW43	40	5

2147 NW47	108	32
2149 NW49,52	222	83
2150 NW50	7	1
2151 NW51	163	26

---

WE, THE BOARD OF ELECTION COMMISSIONERS OF ST. LOUIS COUNTY, MISSOURI, ACTING AS THE VERIFICATION BOARD PURSUANT TO SECTION 115.507, RSMO, HEREBY CERTIFY THE FOREGOING TO BE A TRUE AND CORRECT ABSTRACT OF VOTES CAST FOR THE CANDIDATES AND ISSUES AT THE MUNICIPAL GENERAL ELECTION HELD IN ST. LOUIS COUNTY, MISSOURI, ON APRIL 4, 2017. IN TESTIMONY WHEREOF, WE HAVE HEREUNTO SET OUR HAND AT OUR OFFICE IN MAPLEWOOD, ST. LOUIS COUNTY, MISSOURI, ON APRIL 17, 2017.

*Richard H. Kellett*  
 RICHARD H. KELLETT, CHAIRMAN

*John W. Maupin*  
 JOHN W. MAUPIN, SECRETARY

*Trudi McCollum Foushee*  
 TRUDI MCCOLLUM FOUSHEE, COMMISSIONER



RITENOUR SCHOOL DISTRICT  
 RUN DATE:04/17/17 10:43 AM

GENERAL MUNICIPAL ELECTION  
 ST. LOUIS COUNTY, MISSOURI  
 TUESDAY, APRIL 4, 2017  
 WITH 42 OF 42 PRECINCTS REPORTING

OFFICIAL FINAL RESULTS

	TOTAL	PERCENT	03 = VOTER TURNOUT - TOTAL	TOTAL	PERCENT
01 = REGISTERED VOTERS - TOTAL	25,882				
02 = BALLOTS CAST - TOTAL	4,443			17.17	
	01	02	03		
0101 AP1,2	1009	145	14.37		
0105 AP5,18,21,39	1413	177	12.53		
0106 AP6,9,13,37	1466	172	11.73		
0107 AP7	227	39	17.18		
0108 AP8,24	1046	198	18.93		
0111 AP11,20	674	127	18.84		
0114 AP14 NOR27	478	53	11.09		
0115 AP15	311	25	8.04		
0122 AP22 MID7	547	70	12.80		
0125 AP25,48	118	14	11.86		
0130 AP30	210	22	10.48		
0140 AP40 MID56	916	273	29.80		
0143 AP43	196	50	25.51		
0149 AP49	728	212	29.12		
1702 MID2	1478	373	25.24		
1703 MID3,12	1508	251	16.64		
1704 MID4	904	144	15.93		
1705 MID5	1191	171	14.36		
1706 MID6	467	77	16.49		
1708 MID8	431	66	15.31		
1709 MID9	846	171	20.21		
1714 MID14 NOR23	1236	228	18.45		
1715 MID15	476	82	17.23		
1719 MID19	385	14	3.64		
1720 MID20	24	11	45.83		
1721 MID21 NOR53	488	51	10.45		
1722 MID22	634	82	12.93		
1723 MID23	538	108	20.07		
1725 MID25	46	21	45.65		
1726 MID26	135	8	5.93		
1727 MID27	341	113	33.14		
1733 MID33,59	644	80	12.42		
1743 MID43	1027	213	20.74		
1746 MID46	273	75	27.47		
1747 MID47	558	58	10.39		
1752 MID52	329	58	17.63		
1753 MID53	481	75	15.59		
1760 MID60	0	0	.00		
1925 NOR25,43	449	81	18.04		
1926 NOR26	1393	212	15.22		
1932 NOR32	254	43	16.93		
1947 NOR47	7	0	.00		

		VOTES PERCENT		WITH 42 OF 42 REPORTING		VOTES PERCENT	
DIRECTOR RITENOUR SCHOOL DISTRICT							
(Vote for ) 3							
01 = BRAD THOMAS		2,404	26.46				
02 = RUTH BELL GRECO		2,569	28.27	04 = ORLANDO LEWIS, JR.	1,506	16.57	
03 = PENNY DEGARDIN		2,510	27.62	05 = INVALID WRITE-IN	98	1.08	
		01	02	03	04	05	
0101 AP1,2		87	79	80	51	4	
0105 AP5,18,21,39		101	96	105	57	1	
0106 AP6,9,13,37		97	105	118	56	1	
0107 AP7		24	21	16	13	1	
0108 AP8,24		95	101	99	68	13	
0111 AP11,20		71	69	63	37	1	
0114 AP14 NOR27		28	29	38	19	1	
0115 AP15		12	18	17	9	2	
0122 AP22 MID7		32	37	39	20	0	
0125 AP25,48		7	8	10	7	0	
0130 AP30		7	10	10	8	1	
0140 AP40 MID56		141	165	146	103	1	
0143 AP43		24	25	14	9	0	
0149 AP49		119	121	100	60	5	
1702 MID2		206	231	232	131	19	
1703 MID3,12		154	147	143	86	7	
1704 MID4		83	87	87	43	3	
1705 MID5		86	102	104	63	10	
1706 MID6		36	44	52	32	3	
1708 MID8		36	40	40	19	0	
1709 MID9		92	105	100	68	2	
1714 MID14 NOR23		113	135	120	62	1	
1715 MID15		52	57	56	28	2	
1719 MID19		5	7	7	9	0	
1720 MID20		4	5	4	6	0	
1721 MID21 NOR53		21	27	28	25	3	
1722 MID22		35	45	46	30	1	
1723 MID23		64	59	55	34	1	
1725 MID25		6	10	11	10	0	
1726 MID26		1	4	2	3	0	
1727 MID27		71	60	56	31	2	
1733 MID33,59		46	41	47	29	2	
1743 MID43		110	121	118	74	6	
1746 MID46		34	46	32	27	0	
1747 MID47		27	29	27	23	0	
1752 MID52		33	32	29	18	1	
1753 MID53		43	40	38	24	0	
1760 MID60		0	0	0	0	0	
1925 NOR25,43		34	48	41	31	3	
1926 NOR26		141	133	157	76	0	
1932 NOR32		26	30	23	7	1	
1947 NOR47		0	0	0	0	0	

		VOTES PERCENT		WITH 42 OF 42 REPORTING		VOTES PERCENT	
DIRECTOR RITENOUR SCHOOL DISTRICT (UNEXPIRED TERM)							
(Vote for ) 2							
01 = SHIRLEY A. BURTON		1,953	31.72	03 = TOM DRENNAN	2,113	34.32	
02 = LISA GLOVER-JONES		2,036	33.07	04 = INVALID WRITE-IN	55	.89	
		01	02	03	04		

0101 AP1,2	62	76	63	1
0105 AP5,18,21,39	82	85	79	0
0106 AP6,9,13,37	90	72	80	2
0107 AP7	18	20	17	0
0108 AP8,24	83	101	67	8
0111 AP11,20	58	57	51	0
0114 AP14 NOR27	30	22	19	0
0115 AP15	14	10	15	0
0122 AP22 MID7	34	32	22	0
0125 AP25,48	8	8	4	0
0130 AP30	11	12	4	1
0140 AP40 MID56	108	129	125	0
0143 AP43	25	16	15	0
0149 AP49	74	90	110	3
1702 MID2	145	180	209	16
1703 MID3,12	122	112	130	4
1704 MID4	67	76	77	0
1705 MID5	83	76	88	3
1706 MID6	34	36	40	1
1708 MID8	27	34	34	0
1709 MID9	71	77	96	1
1714 MID14 NOR23	90	106	113	1
1715 MID15	39	42	53	0
1719 MID19	8	9	4	0
1720 MID20	7	6	1	0
1721 MID21 NOR53	22	24	22	3
1722 MID22	33	40	38	0
1723 MID23	53	40	46	0
1725 MID25	9	9	6	0
1726 MID26	4	3	1	0
1727 MID27	47	44	51	2
1733 MID33,59	46	33	37	1
1743 MID43	75	90	114	5
1746 MID46	25	28	31	0
1747 MID47	26	33	12	0
1752 MID52	30	22	28	0
1753 MID53	34	30	41	0
1760 MID60	0	0	0	0
1925 NOR25,43	34	37	31	2
1926 NOR26	108	103	119	0
1932 NOR32	17	16	20	1
1947 NOR47	0	0	0	0

WE, THE BOARD OF ELECTION COMMISSIONERS OF ST. LOUIS COUNTY, MISSOURI, ACTING AS THE VERIFICATION BOARD PURSUANT TO SECTION 115.507,RSMO, HEREBY CERTIFY THE FOREGOING TO BE A TRUE AND CORRECT ABSTRACT OF VOTES CAST FOR THE CANDIDATES AND ISSUES AT THE MUNICIPAL GENERAL ELECTION HELD IN ST. LOUIS COUNTY, MISSOURI, ON APRIL 4,2017. IN TESTIMONY WHEREOF, WE HAVE HEREUNTO SET OUR HAND AT OUR OFFICE IN MAPLEWOOD, ST. LOUIS COUNTY, MISSOURI, ON APRIL 17, 2017.

*Richard H. Kellett*  
RICHARD H. KELLETT, CHAIRMAN

*John W. Maupin*  
JOHN W. MAUPIN, SECRETARY

*Trudi McCollum Foushee*  
TRUDI MCCOLLUM FOUSHEE, COMMISSIONER



	TOTAL	PERCENT	03 = VOTER TURNOUT - TOTAL	TOTAL	PERCENT
01 = REGISTERED VOTERS - TOTAL	83,606			25.39	
02 = BALLOTS CAST - TOTAL	21,231				
	01	02	03		
0203 BON3	494	249	50.40		
0210 BON10,25	1958	494	25.23		
0221 BON21	978	471	48.16		
0228 BON28	132	55	41.67		
0230 BON30 MER43 QUE9	933	227	24.33		
0401 CHE1	617	141	22.85		
0402 CHE2	329	73	22.19		
0403 CHE3,11	674	125	18.55		
0404 CHE4	709	169	23.84		
0405 CHE5,6	1314	287	21.84		
0407 CHE7,48,50,55	928	196	21.12		
0408 CHE8,33	1598	425	26.60		
0409 CHE9	746	127	17.02		
0410 CHE10	752	261	34.71		
0413 CHE13,26	2117	470	22.20		
0414 CHE14	218	52	23.85		
0415 CHE15,16	1878	553	29.45		
0417 CHE17,34,53	1552	387	24.94		
0418 CHE18	820	256	31.22		
0420 CHE20,25	1283	333	25.95		
0421 CHE21 WH23	1819	518	28.48		
0423 CHE23	103	17	16.50		
0424 CHE24	348	75	21.55		
0427 CHE27	522	143	27.39		
0428 CHE28	1297	235	18.12		
0429 CHE29	311	66	21.22		
0430 CHE30	760	162	21.32		
0435 CHE35,47	128	22	17.19		
0436 CHE36	75	22	29.33		
0437 CHE37	924	223	24.13		
0438 CHE38,49,51 MER3	883	215	24.35		
0439 CHE39 WH3	392	74	18.88		
0440 CHE40	363	113	31.13		
0441 CHE41	691	149	21.56		
0443 CHE43,46,54 MER2,4,5	1523	326	21.41		
1209 LAF9	1456	329	22.60		
1210 LAF10,27,39	1691	389	23.00		
1213 LAF13	285	32	11.23		
1219 LAF19	932	152	16.31		
1223 LAF23	432	127	29.40		
1224 LAF24	489	127	25.97		
1237 LAF37	663	181	27.30		
1238 LAF38	1024	193	18.85		
1240 LAF40	31	9	29.03		
1241 LAF41,47	1104	347	31.43		
1242 LAF42	239	29	12.13		
1243 LAF43	227	49	21.59		
1501 MER1,15	109	21	19.27		
1506 MER6,40	271	58	21.40		
1508 MER8	693	141	20.35		
1510 MER10,28	459	84	18.30		
1511 MER11,41	548	109	19.89		
1512 MER12,33	1262	355	28.13		
1513 MER13,19	2907	911	31.34		
1517 MER17	1704	463	27.17		
1518 MER18	1120	285	25.45		
1520 MER20,46	297	81	27.27		
1521 MER21 WH42,47	63	22	34.92		
1522 MER22	966	334	34.58		
1523 MER23	1948	574	29.47		
1524 MER24,31	1965	638	32.47		
1525 MER25,26,32	1868	532	28.48		
1527 MER27	440	95	21.59		
1530 MER30	535	159	29.72		
1534 MER34 WH45	1732	358	20.67		
1536 MER36	777	165	21.24		
1537 MER37,38	1841	571	31.02		
1539 MER39,48	16	5	31.25		
1542 MER42	1519	442	29.10		
1544 MER44	6	1	16.67		
1545 MER45	587	98	16.70		
2306 QUE6	878	243	27.68		
2320 QUE20	22	1	4.55		
2350 QUE50	1	0	.00		
2801 WH1	677	133	19.65		
2802 WH2	170	58	34.12		
2804 WH4,10,12	625	145	23.20		
2805 WH5	55	16	29.09		
2806 WH6	399	68	17.04		
2807 WH7,28	713	178	24.96		
2808 WH8	1477	378	25.59		
2809 WH9	2267	513	22.63		
2813 WH13	894	228	25.50		
2814 WH14,17,25	1313	330	25.13		
2816 WH16,36	670	153	22.84		
2818 WH18	286	41	14.34		
2819 WH19	623	99	15.89		
2820 WH20,22	1461	382	26.15		
2821 WH21	1184	265	22.38		
2826 WH26	20	5	25.00		
2827 WH27	1184	366	30.91		
2829 WH29	247	56	22.67		
2830 WH30	229	72	31.44		
2831 WH31	1054	232	22.01		
2832 WH32,38,46	671	100	14.90		
2834 WH34	1678	430	25.63		
2835 WH35	577	136	23.57		
2837 WH37	259	82	31.66		
2839 WH39	201	42	20.90		
2840 WH40	843	182	21.59		
2843 WH43	485	108	22.27		
2844 WH44	68	12	17.65		

DIRECTOR ROCKWOOD R-VI SCHOOL DISTRICT

(Vote for ) 3

01 = LYNNE MIDYETT	10,442	25.33	04 = TAMARA JO RHOMBERG	6,782	16.45
02 = RANDY KIRK MILLER	9,189	22.29	05 = SUDHIRKUMAR R. BRAHMBHATT	3,997	9.70
03 = LEONARD KEITH KINDER	10,507	25.50	06 = INVALID WRITE-IN	301	.73

	01	02	03	04	05	06					
0203 BON3	123	127	127	69	19	2					
0210 BON10,25	235	209	237	200	87	4					
0221 BON21					227		211	221	134	64	3
0228 BON28	24	19	23	16	6	4					
0230 BON30 MER43 QUE9	116	111	121	83	30	3					
0401 CHE1	65	59	60	50	39	1					
0402 CHE2	32	26	22	28	11	0					
0403 CHE3,11	75	50	60	36	29	2					
0404 CHE4	75	53	81	55	41	0					
0405 CHE5,6	137	129	135	98	64	0					
0407 CHE7,48,50,55	92	72	86	59	38	6					
0408 CHE8,33	183	165	193	127	101	13					
0409 CHE9	64	49	57	38	27	1					
0410 CHE10	128	101	117	86	62	3					
0413 CHE13,26	220	197	226	147	101	5					
0414 CHE14	19	29	22	14	18	0					
0415 CHE15,16	261	207	208	153	148	9					
0417 CHE17,34,53	166	162	189	126	71	10					
0418 CHE18	120	116	101	72	59	1					
0420 CHE20,25	148	118	154	113	85	6					
0421 CHE21 WH23	249	212	234	173	122	10					
0423 CHE23	13	11	11	5	6	0					
0424 CHE24	25	24	30	20	18	3					
0427 CHE27	78	60	65	44	33	0					
0428 CHE28	115	104	109	77	56	0					
0429 CHE29	40	32	35	17	12	0					
0430 CHE30	82	65	71	55	34	3					
0435 CHE35,47	13	9	8	10	5	1					
0436 CHE36	5	7	10	6	6	0					
0437 CHE37	100	76	94	58	49	2					
0438 CHE38,49,51 MER3	108	93	119	72	47	5					
0439 CHE39 WH3	36	32	39	27	14	0					
0440 CHE40	49	41	53	39	23	3					
0441 CHE41	80	63	64	52	30	0					
0443 CHE43,46,54 MER2,4,5	147	133	163	81	55	0					
1209 LAF9	169	152	161	102	66	6					
1210 LAF10,27,39	215	171	219	107	66	4					
1213 LAF13	14	12	12	12	5	3					
1219 LAF19	83	64	77	63	39	1					
1223 LAF23	59	49	62	35	20	1					
1224 LAF24	69	62	71	37	23	1					
1237 LAF37	102	87	99	60	46	2					
1238 LAF38	95	94	94	51	34	4					
1240 LAF40	4	7	2	8	2	0					
1241 LAF41,47	172	135	157	140	72	5					
1242 LAF42	7	11	16	7	6	0					
1243 LAF43	25	20	22	14	14	0					
1501 MER1,15	10	5	7	6	3	6					
1506 MER6,40	35	20	34	26	12	0					
1508 MER8	56	44	52	39	26	2					
1510 MER10,28	35	29	38	37	17	1					
1511 MER11,41	46	40	39	30	22	3					
1512 MER12,33	184	158	165	118	71	4					
1513 MER13,19	492	414	505	274	137	6					
1517 MER17	242	211	276	160	55	0					
1518 MER18	126	114	134	96	51	7					
1520 MER20,46	36	40	47	19	10	6					
1521 MER21 WH42,47	14	11	12	7	6	0					
1522 MER22	195	153	207	126	50	3					
1523 MER23	276	280	277	190	109	8					
1524 MER24,31	333	310	319	207	106	7					
1525 MER25,26,32	264	268	248	158	74	6					
1527 MER27	39	33	37	31	21	0					
1530 MER30	83	72	106	51	23	0					
1534 MER34 WH45	160	139	173	152	80	11					
1536 MER36	91	67	81	53	36	2					
1537 MER37,38	291	286	315	232	91	11					
1539 MER39,48	3	3	2	5	1	0					
1542 MER42	203	218	196	149	69	5					
1544 MER44	1	1	1	0	0	0					
1545 MER45	38	34	38	25	21	2					
2306 QUE6	134	125	130	56	37	7					
2320 QUE20	0	0	0	0	0	0					
2350 QUE50	0	0	0	0	0	0					
2801 WH1	61	61	60	57	30	5					
2802 WH2	26	16	24	16	13	0					
2804 WH4,10,12	78	69	72	55	28	4					
2805 WH5	9	8	9	7	2	0					
2806 WH6	29	18	26	26	12	0					
2807 WH7,28	81	79	103	46	33	3					
2808 WH8	199	183	243	103	59	6					
2809 WH9	276	238	307	148	75	5					
2813 WH13	118	102	148	61	36	5					
2814 WH14,17,25	153	145	164	108	46	15					
2816 WH16,36	80	63	79	49	16	1					
2818 WH18	31	18	20	12	7	0					
2819 WH19	51	41	52	20	25	1					
2820 WH20,22	183	159	179	112	74	1					
2821 WH21	114	100	118	84	49	5					
2826 WH26	3	2	4	1	0	0					
2827 WH27	173	167	174	95	62	8					
2829 WH29	28	29	26	24	17	2					
2830 WH30	42	31	37	24	12	0					
2831 WH31	113	91	123	72	45	4					
2832 WH32,38,46	52	43	53	24	21	1					
2834 WH34	217	199	226	124	98	6					
2835 WH35	59	46	69	34	19	1					
2837 WH37	46	34	45	27	16	1					
2839 WH39	21	17	24	13	12	1					
2840 WH40	93	81	100	73	34	1					
2843 WH43	50	32	44	39	24	1					
2844 WH44	5	6	2	5	1	0					

VOTES PERCENT

WITH 101 OF 101 REPORTING

ROCKWOOD R-VI SCHOOL DISTRICT - PROPOSITION T

\*\*BONDS - CAPITAL IMPROV (57.15% NEEDED)\*\*

(Vote for ) 1

01 = YES 14,015 67.01  
 02 = NO 6,899 32.99

	01	02
0203 BON3	142	94
0210 BON10,25	323	167
0221 BON21	287	162
0228 BON28	30	22
0230 BON30 MER43 QUE9	135	89
0401 CHE1	82	58
0402 CHE2	39	32
0403 CHE3,11	68	55
0404 CHE4	92	77
0405 CHE5,6	180	104
0407 CHE7,48,50,55	92	104
0408 CHE8,33	236	179
0409 CHE9	72	53
0410 CHE10	136	121
0413 CHE13,26	321	143
0414 CHE14	31	21
0415 CHE15,16	343	203
0417 CHE17,34,53	222	164
0418 CHE18	166	80
0420 CHE20,25	215	116
0421 CHE21 WH23	357	152
0423 CHE23	11	6
0424 CHE24	40	33
0427 CHE27	91	48
0428 CHE28	150	85
0429 CHE29	49	16
0430 CHE30	95	62
0435 CHE35,47	14	8
0436 CHE36	15	7
0437 CHE37	139	81
0438 CHE38,49,51 MER3	121	93
0439 CHE39 WH3	37	37
0440 CHE40	72	39
0441 CHE41	96	48
0443 CHE43,46,54 MER2,4,5	182	138
1209 LAF9	195	125
1210 LAF10,27,39	241	143
1213 LAF13	17	14
1219 LAF19	104	47
1223 LAF23	85	38
1224 LAF24	75	49
1237 LAF37	130	49
1238 LAF38	130	62
1240 LAF40	4	5
1241 LAF41,47	205	139
1242 LAF42	20	8
1243 LAF43	36	10
1501 MER1,15	15	5
1506 MER6,40	43	15
1508 MER8	88	52
1510 MER10,28	65	18
1511 MER11,41	63	45
1512 MER12,33	234	114
1513 MER13,19	744	159
1517 MER17	353	99
1518 MER18	195	83
1520 MER20,46	52	28
1521 MER21 WH42,47	16	6
1522 MER22	257	75
1523 MER23	396	175
1524 MER24,31	421	212
1525 MER25,26,32	346	181
1527 MER27	58	37
1530 MER30	136	21
1534 MER34 WH45	235	118
1536 MER36	122	40
1537 MER37,38	379	186
1539 MER39,48	4	1
1542 MER42	321	115
1544 MER44	1	0
1545 MER45	56	40
2306 QUE6	179	60
2320 QUE20	1	0
2350 QUE50	0	0
2801 WH1	91	42
2802 WH2	33	24
2804 WH4,10,12	103	41
2805 WH5	9	7
2806 WH6	49	19
2807 WH7,28	129	49
2808 WH8	283	92
2809 WH9	388	117
2813 WH13	176	48
2814 WH14,17,25	202	118
2816 WH16,36	97	54
2818 WH18	34	7
2819 WH19	67	29
2820 WH20,22	275	105
2821 WH21	190	73
2826 WH26	4	1
2827 WH27	233	128
2829 WH29	43	12
2830 WH30	50	16
2831 WH31	119	107
2832 WH32,38,46	68	31
2834 WH34	302	120
2835 WH35	75	59
2837 WH37	58	22
2839 WH39	29	13
2840 WH40	124	56
2843 WH43	76	31
2844 WH44	5	7

=====

WE, THE BOARD OF ELECTION COMMISSIONERS OF ST. LOUIS COUNTY, MISSOURI, ACTING AS THE VERIFICATION BOARD PURSUANT TO SECTION 115.507,RSMO, HEREBY CERTIFY THE FOREGOING TO BE A TRUE AND CORRECT ABSTRACT OF VOTES CAST FOR THE CANDIDATES AND ISSUES AT THE MUNICIPAL GENERAL ELECTION HELD IN ST. LOUIS COUNTY, MISSOURI, ON APRIL 4,2017. IN TESTIMONY WHEREOF, WE HAVE HEREUNTO SET OUR HAND AT OUR OFFICE IN MAPLEWOOD, ST. LOUIS COUNTY, MISSOURI, ON



APRIL 17, 2017.

*Richard H. Kellett*  
RICHARD H. KELLETT, CHAIRMAN

*John W. Maupin*  
JOHN W. MAUPIN, SECRETARY

*Trudi McCollum Foushee*  
TRUDI MCCOLLUM FOUSHEE, COMMISSIONER



	TOTAL	PERCENT	03 = VOTER TURNOUT - TOTAL	TOTAL	PERCENT
01 = REGISTERED VOTERS - TOTAL	27,473				
02 = BALLOTS CAST - TOTAL	4,427				16.11
	01	02	03		
0501 CLA1	1284	.246	19.16		
0505 CLA5,43 UNV32,41	2207	.337	15.27		
1008 HAD8,9	1671	.382	22.86		
1010 HAD10,11	1084	.183	16.88		
1012 HAD12,17	1599	.234	14.63		
1016 HAD16,34,35 UNV20	1780	.289	16.24		
1731 MID31	0	.0	.0		
1738 MID38	51	.07	13.73		
1755 MID55	276	.57	20.65		
2704 UNV4	1403	.165	11.76		
2714 UNV14	1410	.185	13.12		
2715 UNV15,16	1514	.191	12.62		
2718 UNV18	14	.01	7.14		
2719 UNV19	1279	.235	18.37		
2722 UNV22,35,38,42	1842	.221	12.00		
2723 UNV23,31	2258	.416	18.42		
2724 UNV24,29	1964	.352	17.92		
2725 UNV25,26	1443	.244	16.91		
2727 UNV27	1554	.236	15.19		
2728 UNV28,34,43	1305	.176	13.49		
2733 UNV33,39,40,44	1535	.270	17.59		

DIRECTOR SCHOOL DISTRICT OF UNIVERSITY CITY			WITH 21 OF 21 REPORTING			
	VOTES	PERCENT		VOTES	PERCENT	
(Vote for ) 3						
01 = CHARLOTTE TATUM	1,805	18.29	04 = DIARRA K. MORRIS	1,004	10.17	
02 = LISA BRENNER	2,578	26.12	05 = CHELSEA ADDISON	2,465	24.97	
03 = GEORGE LENARD	1,977	20.03	06 = INVALID WRITE-IN	42	.43	
	01	02	03	04	05	06
0501 CLA1	82	183	112	53	126	1
0505 CLA5,43 UNV32,41	113	181	136	78	165	2
1008 HAD8,9	80	301	220	64	280	3
1010 HAD10,11	57	143	115	23	96	2
1012 HAD12,17	95	187	121	29	118	1
1016 HAD16,34,35 UNV20	97	192	163	63	170	5
1731 MID31	0	0	0	0	0	0
1738 MID38	5	2	3	0	3	0
1755 MID55	20	10	12	4	15	1
2704 UNV4	66	76	51	41	78	2
2714 UNV14	92	65	60	86	76	0
2715 UNV15,16	115	65	44	70	103	4
2718 UNV18	1	0	0	0	0	0
2719 UNV19	139	107	94	59	115	0
2722 UNV22,35,38,42	111	55	43	78	157	1
2723 UNV23,31	134	315	219	53	255	2
2724 UNV24,29	147	229	208	74	212	3
2725 UNV25,26	112	113	92	54	128	4
2727 UNV27	128	70	89	86	112	2
2728 UNV28,34,43	101	91	68	52	79	2
2733 UNV33,39,40,44	110	193	127	37	177	7

WE, THE BOARD OF ELECTION COMMISSIONERS OF ST. LOUIS COUNTY, MISSOURI, ACTING AS THE VERIFICATION BOARD PURSUANT TO SECTION 115.507,RSMO, HEREBY CERTIFY THE FOREGOING TO BE A TRUE AND CORRECT ABSTRACT OF VOTES CAST FOR THE CANDIDATES AND ISSUES AT THE MUNICIPAL GENERAL ELECTION HELD IN ST. LOUIS COUNTY, MISSOURI, ON APRIL 4,2017. IN TESTIMONY WHEREOF, WE HAVE HEREUNTO SET OUR HAND AT OUR OFFICE IN MAPLEWOOD, ST. LOUIS COUNTY, MISSOURI, ON APRIL 17, 2017.

*Richard H. Kellett*  
 RICHARD H. KELLETT, CHAIRMAN

*John W. Maupin*  
 JOHN W. MAUPIN, SECRETARY

*Trudi McCollum Foushee*  
 TRUDI MCCOLLUM FOUSHEE, COMMISSIONER



	TOTAL	PERCENT		TOTAL	PERCENT
01 = REGISTERED VOTERS - TOTAL	5,526		03 = VOTER TURNOUT - TOTAL	29.15	
02 = BALLOTS CAST - TOTAL	1,611				
	01	02	03		
2311 QUE11,36	585	138	23.59		
2317 QUE17,40	850	211	24.82		
2325 QUE25,38	856	296	34.58		
2328 QUE28,34	265	95	35.85		
2332 QUE32	299	110	36.79		
2335 QUE35	707	285	40.31		
2339 QUE39	1143	251	21.96		
2342 QUE42	601	204	33.94		
2346 QUE46	220	21	9.55		

DIRECTOR VALLEY PARK SCHOOL DISTRICT			WITH 9 OF 9 REPORTING			VOTES PERCENT			VOTES PERCENT			
(Vote for ) 3												
01 = PETER TOBIN COATES	639	18.25	04 = JEANINE SABATINO	800	22.84							
02 = JEREMY SCOTT PICKER	727	20.76	05 = MIKE KEEHNAST	523	14.93							
03 = DAVID FOWLER	791	22.59	06 = INVALID WRITE-IN	22	.63							
	01	02	03	04	05	06						
2311 QUE11,36	60	46	74	70	40	1						
2317 QUE17,40	102	82	108	97	53	2						
2325 QUE25,38	97	140	130	153	97	7						
2328 QUE28,34	33	48	60	40	37	3						
2332 QUE32	41	47	36	45	34	0						
2335 QUE35	124	150	146	147	117	2						
2339 QUE39	88	107	130	135	67	1						
2342 QUE42	86	98	98	97	70	3						
2346 QUE46	8	9	9	16	8	3						

VALLEY PARK SCHOOL DISTRICT - PROPOSITION R			WITH 9 OF 9 REPORTING			VOTES PERCENT			VOTES PERCENT		
**BONDS - CAPITAL IMPROV (57.15% NEEDED)**											
(Vote for ) 1											
01 = YES	1,177	74.87									
02 = NO	395	25.13									
	01	02									
2311 QUE11,36	98	35									
2317 QUE17,40	155	47									
2325 QUE25,38	223	68									
2328 QUE28,34	68	25									
2332 QUE32	88	17									
2335 QUE35	185	94									
2339 QUE39	193	54									
2342 QUE42	146	55									
2346 QUE46	21	0									

WE, THE BOARD OF ELECTION COMMISSIONERS OF ST. LOUIS COUNTY, MISSOURI, ACTING AS THE VERIFICATION BOARD PURSUANT TO SECTION 115.507, RSMO, HEREBY CERTIFY THE FOREGOING TO BE A TRUE AND CORRECT ABSTRACT OF VOTES CAST FOR THE CANDIDATES AND ISSUES AT THE MUNICIPAL GENERAL ELECTION HELD IN ST. LOUIS COUNTY, MISSOURI, ON APRIL 4, 2017. IN TESTIMONY WHEREOF, WE HAVE HEREUNTO SET OUR HAND AT OUR OFFICE IN MAPLEWOOD, ST. LOUIS COUNTY, MISSOURI, ON APRIL 17, 2017.

*Richard H. Kellett*  
 RICHARD H. KELLETT, CHAIRMAN

*John W. Maupin*  
 JOHN W. MAUPIN, SECRETARY

*Trudi McCollum Foushee*  
 TRUDI MCCOLLUM FOUSHEE, COMMISSIONER



WEBSTER GROVES SCHOOL DIST  
 RUN DATE:04/17/17 10:44 AM

GENERAL MUNICIPAL ELECTION  
 ST. LOUIS COUNTY, MISSOURI  
 TUESDAY, APRIL 4, 2017  
 WITH 27 OF 27 PRECINCTS REPORTING

OFFICIAL FINAL RESULTS

	TOTAL	PERCENT	03 = VOTER TURNOUT - TOTAL	TOTAL	PERCENT
01 = REGISTERED VOTERS - TOTAL	25,327				
02 = BALLOTS CAST - TOTAL	6,765			26.71	
	01	02	03		
0518 CLA18	10	2	20.00		
0521 CLA21	1009	169	16.75		
0522 CLA22	978	179	18.30		
0523 CLA23	1365	255	18.68		
0542 CLA42	394	90	22.84		
0545 CLA45	469	114	24.31		
0550 CLA50	727	119	16.37		
0551 CLA51	532	91	17.11		
1006 HAD6	742	165	22.24		
1007 HAD7,24	554	110	19.86		
1031 HAD31	512	113	22.07		
1101 JEF1	413	91	22.03		
1102 JEF2,33	253	36	14.23		
1107 JEF7,13,20	1308	341	26.07		
1108 JEF8	664	252	37.95		
1110 JEF10	1383	471	34.06		
1112 JEF12,17	1292	344	26.63		
1114 JEF14	2111	689	32.64		
1116 JEF16	696	193	27.73		
1118 JEF18,24	1755	574	32.71		
1119 JEF19,31	2277	638	28.02		
1121 JEF21	1123	330	29.39		
1122 JEF22,25,26	1073	347	32.34		
1123 JEF23,30	1836	549	29.90		
1127 JEF27	1452	406	27.96		
1135 JEF35	81	14	17.28		
1136 JEF36	318	83	26.10		

DIRECTOR WEBSTER GROVES SCHOOL DISTRICT			WITH 27 OF 27 REPORTING			VOTES PERCENT		VOTES PERCENT	
(Vote for ) 3									
01 = AMY CLENDENNEN	3,923	24.44	04 = DAVID ADDISON	3,124	19.46				
02 = JO BETH DOLL	4,088	25.47	05 = MICHAEL J. ROSE	1,863	11.61				
03 = THOMAS (TOM) NEWPORT	2,936	18.29	06 = INVALID WRITE-IN	116	.72				
	01	02	03	04	05	06			
0518 CLA18	1	2	0	1	2	0			
0521 CLA21	100	109	67	69	53	5			
0522 CLA22	102	114	58	58	45	5			
0523 CLA23	119	120	124	99	53	10			
0542 CLA42	47	44	44	40	21	3			
0545 CLA45	53	70	50	50	27	1			
0550 CLA50	61	56	44	37	38	0			
0551 CLA51	49	53	29	34	28	1			
1006 HAD6	88	68	52	74	66	5			
1007 HAD7,24	61	59	47	30	30	7			
1031 HAD31	59	54	37	51	61	7			
1101 JEF1	34	43	48	28	27	1			
1102 JEF2,33	17	22	21	14	15	0			
1107 JEF7,13,20	195	217	138	184	76	3			
1108 JEF8	150	139	97	108	96	1			
1110 JEF10	286	275	219	221	109	4			
1112 JEF12,17	183	228	141	129	119	5			
1114 JEF14	401	394	382	357	193	6			
1116 JEF16	111	119	68	98	52	12			
1118 JEF18,24	353	360	225	327	144	7			
1119 JEF19,31	402	403	305	332	147	4			
1121 JEF21	206	187	144	144	96	10			
1122 JEF22,25,26	199	271	160	163	74	4			
1123 JEF23,30	341	346	242	249	157	3			
1127 JEF27	249	269	164	185	105	9			
1135 JEF35	8	12	3	6	3	0			
1136 JEF36	48	54	27	36	26	3			

WE, THE BOARD OF ELECTION COMMISSIONERS OF ST. LOUIS COUNTY, MISSOURI, ACTING AS THE VERIFICATION BOARD PURSUANT TO SECTION 115.507,RSMo, HEREBY CERTIFY THE FOREGOING TO BE A TRUE AND CORRECT ABSTRACT OF VOTES CAST FOR THE CANDIDATES AND ISSUES AT THE MUNICIPAL GENERAL ELECTION HELD IN ST. LOUIS COUNTY, MISSOURI, ON APRIL 4,2017. IN TESTIMONY WHEREOF, WE HAVE HEREUNTO SET OUR HAND AT OUR OFFICE IN MAPLEWOOD, ST. LOUIS COUNTY, MISSOURI, ON APRIL 17, 2017.

*Richard H. Kellett*  
 RICHARD H. KELLETT, CHAIRMAN

*John W. Maupin*  
 JOHN W. MAUPIN, SECRETARY

*Trudi McCollum Foushee*  
 TRUDI MCCOLLUM FOUSHEE, COMMISSIONER



ST. LOUIS COUNTY

GENERAL MUNICIPAL ELECTION  
ST. LOUIS COUNTY, MISSOURI  
TUESDAY, APRIL 4, 2017

OFFICIAL FINAL RESULTS

RUN DATE:04/17/17 10:45 AM

WITH 822 OF 822 PRECINCTS REPORTING

01 = REGISTERED VOTERS - TOTAL  
02 = BALLOTS CAST - TOTAL

TOTAL PERCENT  
703,245  
162,921

03 = VOTER TURNOUT - TOTAL

TOTAL PERCENT  
23.17

	01	02	03
0101 AP1,2	1009	145	14.37
0103 AP3,27 NRW2,29	1382	112	8.10
0104 AP4,28 MID50	1506	312	20.72
0105 AP5,18,21,39	1413	177	12.53
0106 AP6,9,13,37	1466	172	11.73
0107 AP7	227	39	17.18
0108 AP8,24	1046	198	18.93
0110 AP10,36	1196	117	9.78
0111 AP11,20	674	127	18.84
0112 AP12	511	68	13.31
0114 AP14 NOR27	478	53	11.09
0115 AP15	311	25	8.04
0116 AP16 NOR31	271	29	10.70
0117 AP17	1796	507	28.23
0119 AP19	1221	154	12.61
0122 AP22 MID7	547	70	12.80
0123 AP23	124	26	20.97
0125 AP25,48	118	14	11.86
0126 AP26 NW14	7	0	.00
0129 AP29,35	359	42	11.70
0130 AP30	210	22	10.48
0131 AP31	809	220	27.19
0132 AP32	944	172	18.22
0133 AP33	277	88	31.77
0134 AP34 FER11,26	800	72	9.00
0138 AP38 NRW3,4	1767	174	9.85
0140 AP40 MID56	916	273	29.80
0141 AP41 MHT17	669	136	20.33
0142 AP42	7	3	42.86
0143 AP43	196	50	25.51
0144 AP44	400	142	35.50
0145 AP45	384	40	10.42
0146 AP46	62	24	38.71
0147 AP47	72	2	2.78
0149 AP49	728	212	29.12
0150 AP50 NOR56	529	127	24.01
0151 AP51 NOR21	587	130	22.15
0201 BON1,2,4,18	2811	1368	48.67
0203 BON3	494	249	50.40
0205 BON5,36	1613	644	39.93
0206 BON6	1709	851	49.80
0207 BON7,8,22	1604	813	50.69
0209 BON9	1831	898	49.04
0210 BON10,25	1958	494	25.23
0211 BON11,33	1268	643	50.71
0212 BON12	1800	802	44.56
0213 BON13,23,29	2056	920	44.75
0214 BON14,17	657	108	16.44
0215 BON15	1456	423	29.05
0216 BON16,20,35	1075	317	29.49
0219 BON19 CLA15	1460	644	44.11
0221 BON21	978	471	48.16
0224 BON24	1018	335	32.91
0226 BON26	193	61	31.61
0227 BON27,34	1524	494	32.41
0228 BON28	132	55	41.67
0230 BON30 MER43 QUE9	933	227	24.33
0231 BON31,32	2019	962	47.65
0237 BON37	857	385	44.92
0238 BON38	684	341	49.85
0239 BON39	57	32	56.14
0240 BON40	1	0	.00
0301 CC1	1341	225	16.78
0302 CC2,7 MHT13,43	1507	285	18.91
0303 CC3,5	1074	192	17.88
0304 CC4,54	522	49	9.39
0306 CC6	1164	262	22.51
0308 CC8	21	4	19.05
0309 CC9,11,16,21,28	1887	311	16.48
0310 CC10	229	47	20.52
0312 CC12,13,22,51 MID1,13,28+	1551	404	26.05
0314 CC14	1625	338	20.80
0315 CC15 CLA16,26	1339	231	17.25
0317 CC17	833	131	15.73
0318 CC18	0	0	.00
0319 CC19,24	1014	178	17.55
0320 CC20,59	1236	347	28.07
0323 CC23	1347	266	19.75
0325 CC25	640	91	14.22
0326 CC26	79	8	10.13
0327 CC27	1056	334	31.63
0329 CC29 MR39	534	197	36.89
0330 CC30	170	15	8.82
0331 CC31	921	225	24.43
0332 CC32,56	53	20	37.74
0333 CC33,48,58	920	175	19.02
0334 CC34 CLA25,40	1051	171	16.27
0335 CC35,50	1612	324	20.10
0336 CC36,46	981	240	24.46
0337 CC37	140	33	23.57
0338 CC38,47	153	19	12.42
0339 CC39	115	20	17.39
0340 CC40	146	14	9.59
0341 CC41	432	87	20.14
0342 CC42,43,44	2120	449	21.18
0345 CC45	43	11	25.58
0349 CC49	683	100	14.64
0352 CC52	171	48	28.07
0353 CC53	1370	336	24.53
0355 CC55	423	83	19.62
0357 CC57 MID24	774	125	16.15
0401 CHE1	617	141	22.85
0402 CHE2	329	73	22.19
0403 CHE3,11	674	125	18.55
0404 CHE4	709	169	23.84
0405 CHES,6	1314	287	21.84

0407	CHE7,48,50,55	928	. 196	21.12
0408	CHE8,33	1598	. 425	26.60
0409	CHE9	746	. 127	17.02
0410	CHE10	752	. 261	34.71
0412	CHE12 LAF31	1298	. 381	29.35
0413	CHE13,26	2117	. 470	22.20
0414	CHE14	218	. 52	23.85
0415	CHE15,16	1878	. 553	29.45
0417	CHE17,34,53	1552	. 387	24.94
0418	CHE18	820	. 256	31.22
0419	CHE19	820	. 206	25.12
0420	CHE20,25	1283	. 333	25.95
0421	CHE21 WH23	1819	. 518	28.48
0422	CHE22 LAF12	1747	. 415	23.76
0423	CHE23	103	. 17	16.50
0424	CHE24	348	. 75	21.55
0427	CHE27	522	. 143	27.39
0428	CHE28	1297	. 235	18.12
0429	CHE29	311	. 66	21.22
0430	CHE30	760	. 162	21.32
0431	CHE31,32 LAF26	236	. 67	28.39
0435	CHE35,47	128	. 22	17.19
0436	CHE36	75	. 22	29.33
0437	CHE37	924	. 223	24.13
0438	CHE38,49,51 MER3	883	. 215	24.35
0439	CHE39 WH3	392	. 74	18.88
0440	CHE40	363	. 113	31.13
0441	CHE41	691	. 149	21.56
0442	CHE42,45	1406	. 436	31.01
0443	CHE43,46,54 MER2,4,5	1523	. 326	21.41
0444	CHE44 LAF1,30	1736	. 497	28.63
0452	CHE52	11	. 2	18.18
0501	CLA1	1284	. 246	19.16
0502	CLA2	512	. 78	15.23
0503	CLA3,11	2071	. 538	25.98
0504	CLA4	550	. 125	22.73
0505	CLA5,43 UNV32,41	2207	. 337	15.27
0506	CLA6	1156	. 492	42.56
0507	CLA7	457	. 92	20.13
0508	CLA8,44	989	. 243	24.57
0509	CLA9	478	. 64	13.39
0510	CLA10	77	. 23	29.87
0512	CLA12	411	. 79	19.22
0513	CLA13,14,47	1479	. 375	25.35
0517	CLA17,27	156	. 19	12.18
0518	CLA18	10	. 2	20.00
0519	CLA19	239	. 26	10.88
0520	CLA20	733	. 180	24.56
0521	CLA21	1009	. 169	16.75
0522	CLA22	978	. 179	18.30
0523	CLA23	1365	. 255	18.68
0524	CLA24	439	. 86	19.59
0528	CLA28	158	. 43	27.22
0529	CLA29	70	. 10	14.29
0530	CLA30,31	1380	. 280	20.29
0532	CLA32	551	. 197	35.75
0533	CLA33	375	. 181	48.27
0534	CLA34	97	. 12	12.37
0535	CLA35	1121	. 385	34.34
0536	CLA36	67	. 16	23.88
0537	CLA37	978	. 197	20.14
0538	CLA38,39,41	1450	. 423	29.17
0542	CLA42	394	. 90	22.84
0545	CLA45	469	. 114	24.31
0546	CLA46,48	1399	. 422	30.16
0549	CLA49	164	. 40	24.39
0550	CLA50	727	. 119	16.37
0551	CLA51	532	. 91	17.11
0552	CLA52	232	. 42	18.10
0601	CON1 GRA31	1344	. 414	30.80
0602	CON2 GRA40	1330	. 312	23.46
0603	CON3	646	. 190	29.41
0604	CON4	1612	. 368	22.83
0605	CON5 GRA42	2115	. 477	22.55
0606	CON6,13,47,49,52	2066	. 515	24.93
0607	CON7,51	300	. 59	19.67
0608	CON8,27,35	1800	. 387	21.50
0609	CON9	1282	. 226	17.63
0610	CON10,53	1850	. 484	26.16
0611	CON11	522	. 166	31.80
0612	CON12	4	. 0	.00
0614	CON14	288	. 100	34.72
0615	CON15,30,42	1942	. 550	28.32
0616	CON16	451	. 122	27.05
0617	CON17 GRA25	1440	. 259	17.99
0618	CON18	999	. 214	21.42
0619	CON19	14	. 5	35.71
0620	CON20	279	. 71	25.45
0621	CON21,33,39	684	. 197	28.80
0622	CON22	777	. 201	25.87
0623	CON23 GRA43,44,45	887	. 310	34.95
0624	CON24,28,44,46	1448	. 432	29.83
0625	CON25	1085	. 342	31.52
0626	CON26	269	. 27	10.04
0629	CON29	13	. 0	.00
0631	CON31	520	. 168	32.31
0632	CON32	580	. 113	19.48
0634	CON34	345	. 97	28.12
0636	CON36	386	. 116	30.05
0637	CON37	358	. 64	17.88
0638	CON38	163	. 42	25.77
0640	CON40,43,45	1879	. 520	27.67
0641	CON41 TSF14	872	. 224	25.69
0648	CON48	38	. 11	28.95
0650	CON50	424	. 100	23.58
0701	FER1	988	. 117	11.84
0702	FER2	542	. 178	32.84
0703	FER3,15	445	. 82	18.43
0704	FER4	106	. 26	24.53
0705	FER5	1111	. 470	42.30
0706	FER6	366	. 40	10.93
0707	FER7	402	. 70	17.41
0708	FER8	740	. 173	23.38
0709	FER9	553	. 96	17.36
0710	FER10,39	247	. 34	13.77
0712	FER12,20,31,32 NRW5	2115	. 761	35.98
0713	FER13	411	. 99	24.09

0714	FER14,43	881	. 66	7.49
0716	FER16	367	. 38	10.35
0717	FER17	415	. 50	12.05
0718	FER18	239	. 44	18.41
0719	FER19,45	1249	. 276	22.10
0721	FER21,34,35	2018	. 533	26.41
0722	FER22,46	1737	. 274	15.77
0723	FER23	432	. 59	13.66
0724	FER24	935	. 84	8.98
0725	FER25	2	. 0	.00
0727	FER27,41 NRW39	1676	. 166	9.90
0728	FER28,30	879	. 171	19.45
0729	FER29 FLO10 SPL12,26	1797	. 386	21.48
0733	FER33,38	1427	. 624	43.73
0736	FER36	262	. 34	12.98
0737	FER37	1524	. 287	18.83
0740	FER40	603	. 149	24.71
0742	FER42	1052	. 149	14.16
0744	FER44	438	. 65	14.84
0801	FLO1 LC7	943	. 211	22.38
0802	FLO2,32	1141	. 224	19.63
0803	FLO3	1553	. 335	21.57
0804	FLO4	1458	. 331	22.70
0805	FLO5	736	. 163	22.15
0806	FLO6,13	1443	. 192	13.31
0807	FLO7,22,29	1456	. 272	18.68
0808	FLO8	1320	. 277	20.98
0809	FLO9	1391	. 273	19.63
0811	FLO11	546	. 131	23.99
0812	FLO12	381	. 127	33.33
0814	FLO14	1277	. 351	27.49
0815	FLO15 LC10	1305	. 236	18.08
0816	FLO16	1436	. 260	18.11
0817	FLO17 SPL18	1804	. 324	17.96
0818	FLO18,23	1569	. 288	18.36
0819	FLO19,24	1766	. 290	16.42
0820	FLO20,31	1084	. 285	26.29
0821	FLO21,27 LC27	1246	. 266	21.35
0825	FLO25 LC18	111	. 23	20.72
0826	FLO26	668	. 95	14.22
0828	FLO28 LC16	403	. 61	15.14
0830	FLO30	875	. 95	10.86
0901	GRA1	147	. 64	43.54
0902	GRA2,8	450	. 58	12.89
0903	GRA3	17	. 7	41.18
0904	GRA4,36,38	1676	. 603	35.98
0905	GRA5,46	2087	. 872	41.78
0906	GRA6,27	1425	. 448	31.44
0907	GRA7,19	2034	. 402	19.76
0909	GRA9	808	. 268	33.17
0910	GRA10,12	117	. 50	42.74
0911	GRA11	571	. 226	39.58
0913	GRA13	296	. 115	38.85
0914	GRA14,41	880	. 264	30.00
0915	GRA15	1491	. 387	25.96
0916	GRA16,21	2020	. 399	19.75
0917	GRA17,20	1134	. 441	38.89
0918	GRA18	1228	. 320	26.06
0922	GRA22	1822	. 486	26.67
0923	GRA23,30	14	. 1	7.14
0924	GRA24,37,47	923	. 389	42.15
0926	GRA26	1000	. 237	23.70
0928	GRA28,29,32	2030	. 808	39.80
0933	GRA33	760	. 151	19.87
0934	GRA34	76	. 26	34.21
0935	GRA35	139	. 29	20.86
0939	GRA39	97	. 18	18.56
0948	GRA48	6	. 1	16.67
1001	HAD1	2326	. 363	15.61
1002	HAD2	160	. 28	17.50
1003	HAD3	315	. 69	21.90
1004	HAD4	939	. 8	.85
1005	HAD5	483	. 53	10.97
1006	HAD6	742	. 165	22.24
1007	HAD7,24	554	. 110	19.86
1008	HAD8,9	1671	. 382	22.86
1010	HAD10,11	1084	. 183	16.88
1012	HAD12,17	1599	. 234	14.63
1013	HAD13,20	479	. 70	14.61
1014	HAD14	814	. 149	18.30
1015	HAD15	1067	. 160	15.00
1016	HAD16,34,35 UNV20	1780	. 289	16.24
1018	HAD18	64	. 1	1.56
1019	HAD19	125	. 29	23.20
1021	HAD21,25,26,27	2602	. 417	16.03
1022	HAD22,23	771	. 122	15.82
1028	HAD28,29	1245	. 225	18.07
1030	HAD30	1421	. 328	23.08
1031	HAD31	512	. 113	22.07
1032	HAD32	1566	. 379	24.20
1033	HAD33	1978	. 555	28.06
1101	JEF1	413	. 91	22.03
1102	JEF2,33	253	. 36	14.23
1103	JEF3	612	. 343	56.05
1104	JEF4	375	. 152	40.53
1105	JEF5,28	1186	. 232	19.56
1106	JEF6	395	. 51	12.91
1107	JEF7,13,20	1308	. 341	26.07
1108	JEF8	664	. 252	37.95
1109	JEF9	547	. 135	24.68
1110	JEF10	1383	. 471	34.06
1111	JEF11	351	. 68	19.37
1112	JEF12,17	1292	. 344	26.63
1114	JEF14	2111	. 689	32.64
1115	JEF15	503	. 130	25.84
1116	JEF16	696	. 193	27.73
1118	JEF18,24	1755	. 574	32.71
1119	JEF19,31	2277	. 638	28.02
1121	JEF21	1123	. 330	29.39
1122	JEF22,25,26	1073	. 347	32.34
1123	JEF23,30	1836	. 549	29.90
1127	JEF27	1452	. 406	27.96
1129	JEF29	1076	. 243	22.58
1132	JEF32	1534	. 690	44.98
1134	JEF34	1169	. 571	48.85
1135	JEF35	81	. 14	17.28
1136	JEF36	318	. 83	26.10

1137	JEF37	1428	. 669	46.85
1202	LAF2	1359	. 353	25.97
1203	LAF3	120	. 25	20.83
1204	LAF4	1281	. 324	25.29
1205	LAF5,22,48	1405	. 323	22.99
1206	LAF6,20,21	1098	. 248	22.59
1207	LAF7,34,36	489	. 126	25.77
1208	LAF8,11,15	1860	. 510	27.42
1209	LAF9	1456	. 329	22.60
1210	LAF10,27,39	1691	. 389	23.00
1213	LAF13	285	. 32	11.23
1214	LAF14,33	1349	. 372	27.58
1216	LAF16	564	. 127	22.52
1217	LAF17	409	. 89	21.76
1218	LAF18	1091	. 287	26.31
1219	LAF19	932	. 152	16.31
1223	LAF23	432	. 127	29.40
1224	LAF24	489	. 127	25.97
1225	LAF25	1344	. 387	28.79
1228	LAF28	921	. 275	29.86
1229	LAF29	1007	. 294	29.20
1232	LAF32	912	. 287	31.47
1235	LAF35	237	. 47	19.83
1237	LAF37	663	. 181	27.30
1238	LAF38	1024	. 193	18.85
1240	LAF40	31	. 9	29.03
1241	LAF41,47	1104	. 347	31.43
1242	LAF42	239	. 29	12.13
1243	LAF43	227	. 49	21.59
1244	LAF44 QUE27	314	. 28	8.92
1245	LAF45 QUE26	459	. 61	13.29
1246	LAF46 MR3	1012	. 232	22.92
1301	LC1 NW6	533	. 122	22.89
1302	LC2	709	. 152	21.44
1303	LC3	721	. 151	20.94
1304	LC4 NW10	1408	. 237	16.83
1305	LC5,19	1438	. 237	16.48
1306	LC6	391	. 65	16.62
1308	LC8,25,31	1613	. 291	18.04
1309	LC9	1392	. 218	15.66
1311	LC11,13,23	1661	. 326	19.63
1312	LC12,28,32	2238	. 553	24.71
1314	LC14	1331	. 195	14.65
1315	LC15	1297	. 303	23.36
1317	LC17,22	2331	. 473	20.29
1320	LC20	358	. 48	13.41
1321	LC21	1904	. 274	14.39
1324	LC24	310	. 64	20.65
1326	LC26 SPL6	1657	. 338	20.40
1329	LC29 NW7	1131	. 283	25.02
1330	LC30 SPL8	1960	. 344	17.55
1333	LC33	192	. 22	11.46
1401	LEM1	1590	. 135	8.49
1402	LEM2	1706	. 204	11.96
1403	LEM3,16,32,33 OAK12 TSF7	3438	. 710	20.65
1404	LEM4,8	1051	. 178	16.94
1405	LEM5,30	1583	. 272	17.18
1406	LEM6	299	. 23	7.69
1407	LEM7	1454	. 148	10.18
1409	LEM9,17,29	1561	. 402	25.75
1410	LEM10	890	. 141	15.84
1411	LEM11,20	769	. 138	17.95
1412	LEM12	535	. 101	18.88
1413	LEM13	1427	. 302	21.16
1414	LEM14	218	. 60	27.52
1415	LEM15	1868	. 341	18.25
1418	LEM18	73	. 10	13.70
1419	LEM19	50	. 9	18.00
1421	LEM21	1088	. 202	18.57
1422	LEM22,24	2491	. 493	19.79
1423	LEM23,31	1690	. 381	22.54
1425	LEM25,26	235	. 36	15.32
1427	LEM27	131	. 30	22.90
1428	LEM28	138	. 27	19.57
1501	MER1,15	109	. 21	19.27
1506	MER6,40	271	. 58	21.40
1507	MER7,9	47	. 16	34.04
1508	MER8	693	. 141	20.35
1510	MER10,28	459	. 84	18.30
1511	MER11,41	548	. 109	19.89
1512	MER12,33	1262	. 355	28.13
1513	MER13,19	2907	. 911	31.34
1514	MER14	2	. 0	.00
1516	MER16	8	. 3	37.50
1517	MER17	1704	. 463	27.17
1518	MER18	1120	. 285	25.45
1520	MER20,46	297	. 81	27.27
1521	MER21 WH42,47	63	. 22	34.92
1522	MER22	966	. 334	34.58
1523	MER23	1948	. 574	29.47
1524	MER24,31	1965	. 638	32.47
1525	MER25,26,32	1868	. 532	28.48
1527	MER27	440	. 95	21.59
1529	MER29 QUE19	1536	. 250	16.28
1530	MER30	535	. 159	29.72
1534	MER34 WH45	1732	. 358	20.67
1535	MER35	5	. 1	20.00
1536	MER36	777	. 165	21.24
1537	MER37,38	1841	. 571	31.02
1539	MER39,48	16	. 5	31.25
1542	MER42	1519	. 442	29.10
1544	MER44	6	. 1	16.67
1545	MER45	587	. 98	16.70
1547	MER47	489	. 77	15.75
1601	MHT1,4	1170	. 260	22.22
1602	MHT2,5,7,26	2204	. 568	25.77
1603	MHT3,24 MR50	1429	. 349	24.42
1606	MHT6,14,49	1689	. 341	20.19
1608	MHT8,28	560	. 121	21.61
1609	MHT9	1442	. 241	16.71
1610	MHT10,21,25,31,33,40	2108	. 330	15.65
1611	MHT11,23	1785	. 374	20.95
1612	MHT12	40	. 6	15.00
1615	MHT15,22 NW53	2290	. 514	22.45
1616	MHT16	1	. 1	100.0
1618	MHT18	2	. 0	.00
1619	MHT19,27	1628	. 426	26.17



1620	MHT20, 48	1160	. 243	20.95
1629	MHT29, 57	314	. 21	6.69
1630	MHT30, 45, 47, 52	222	. 45	20.27
1632	MHT32	449	. 23	5.12
1634	MHT34	1673	. 376	22.47
1635	MHT35, 56	1270	. 190	14.96
1636	MHT36, 38	1225	. 153	12.49
1637	MHT37	4	. 1	25.00
1639	MHT39 MR52	489	. 128	26.18
1641	MHT41	649	. 44	6.78
1642	MHT42	451	. 112	24.83
1644	MHT44	113	. 7	6.19
1646	MHT46	93	. 5	5.38
1650	MHT50	915	. 155	16.94
1651	MHT51	151	. 26	17.22
1653	MHT53	116	. 39	33.62
1654	MHT54	3	. 1	33.33
1655	MHT55	192	. 33	17.19
1658	MHT58	61	. 5	8.20
1659	MHT59	4	. 0	.00
1702	MID2	1478	. 373	25.24
1703	MID3, 12	1508	. 251	16.64
1704	MID4	904	. 144	15.93
1705	MID5	1191	. 171	14.36
1706	MID6	467	. 77	16.49
1708	MID8	431	. 66	15.31
1709	MID9	846	. 171	20.21
1710	MID10	124	. 44	35.48
1711	MID11, 35, 61	977	. 197	20.16
1714	MID14 NOR23	1236	. 228	18.45
1715	MID15	476	. 82	17.23
1716	MID16, 41, 54	1622	. 345	21.27
1717	MID17, 29, 34, 36, 37, 44, 45+	2450	. 586	23.92
1718	MID18	333	. 120	36.04
1719	MID19	385	. 14	3.64
1720	MID20	24	. 11	45.83
1721	MID21 NOR53	488	. 51	10.45
1722	MID22	634	. 82	12.93
1723	MID23	538	. 108	20.07
1725	MID25	46	. 21	45.65
1726	MID26	135	. 8	5.93
1727	MID27	341	. 113	33.14
1730	MID30	297	. 62	20.88
1731	MID31	0	. 0	. . .
1732	MID32	34	. 9	26.47
1733	MID33, 59	644	. 80	12.42
1738	MID38	51	. 7	13.73
1742	MID42	494	. 193	39.07
1743	MID43	1027	. 213	20.74
1746	MID46	273	. 75	27.47
1747	MID47	558	. 58	10.39
1752	MID52	329	. 58	17.63
1753	MID53	481	. 75	15.59
1755	MID55	276	. 57	20.65
1757	MID57, 58	163	. 26	15.95
1760	MID60	0	. 0	. . .
1801	MR1, 11	917	. 428	46.67
1802	MR2	135	. 15	11.11
1804	MR4	1012	. 169	16.70
1805	MR5, 28	996	. 347	34.84
1806	MR6	918	. 352	38.34
1807	MR7	622	. 125	20.10
1808	MR8, 12, 15, 24, 41, 47	1392	. 480	34.48
1809	MR9	95	. 36	37.89
1810	MR10, 17, 23	938	. 224	23.88
1813	MR13, 55	747	. 237	31.73
1814	MR14	322	. 79	24.53
1816	MR16	914	. 352	38.51
1818	MR18, 20, 32, 38	1989	. 587	29.51
1819	MR19, 22	1727	. 777	44.99
1821	MR21 QUE1, 5	1448	. 196	13.54
1825	MR25	1243	. 290	23.33
1826	MR26, 36	1227	. 262	21.35
1827	MR27	2046	. 431	21.07
1829	MR29	830	. 124	14.94
1830	MR30	518	. 85	16.41
1831	MR31, 51	971	. 285	29.35
1833	MR33, 54	546	. 112	20.51
1834	MR34	495	. 207	41.82
1835	MR35	1115	. 199	17.85
1837	MR37, 49	724	. 366	50.55
1840	MR40	213	. 52	24.41
1842	MR42	203	. 48	23.65
1843	MR43	469	. 116	24.73
1844	MR44	689	. 197	28.59
1845	MR45, 53	578	. 99	17.13
1846	MR46	522	. 153	29.31
1848	MR48	480	. 191	39.79
1856	MR56	43	. 20	46.51
1857	MR57	541	. 146	26.99
1858	MR58	1183	. 328	27.73
1859	MR59	17	. 2	11.76
1901	NOR1	487	. 97	19.92
1902	NOR2	601	. 138	22.96
1903	NOR3	487	. 137	28.13
1904	NOR4	412	. 76	18.45
1905	NOR5	620	. 129	20.81
1906	NOR6	875	. 189	21.60
1907	NOR7	692	. 247	35.69
1908	NOR8	12	. 0	.00
1909	NOR9	537	. 94	17.50
1910	NOR10	399	. 69	17.29
1911	NOR11	372	. 181	48.66
1912	NOR12	692	. 159	22.98
1913	NOR13	132	. 42	31.82
1914	NOR14	173	. 84	48.55
1915	NOR15	529	. 180	34.03
1916	NOR16	499	. 161	32.26
1917	NOR17	23	. 0	.00
1918	NOR18	503	. 101	20.08
1919	NOR19	377	. 33	8.75
1920	NOR20	304	. 20	6.58
1922	NOR22	214	. 37	17.29
1924	NOR24	588	. 54	9.18
1925	NOR25, 43	449	. 81	18.04
1926	NOR26	1393	. 212	15.22
1928	NOR28	81	. 12	14.81

1929	NOR29	938	. 315	33.58
1930	NOR30	669	. 258	38.57
1932	NOR32	254	. 43	16.93
1933	NOR33	191	. 35	18.32
1934	NOR34	1	. 0	.00
1935	NOR35, 49	82	. 4	4.88
1936	NOR36	435	. 56	12.87
1937	NOR37	417	. 101	24.22
1938	NOR38	2	. 0	.00
1939	NOR39	340	. 115	33.82
1940	NOR40	114	. 25	21.93
1941	NOR41	313	. 88	28.12
1942	NOR42	400	. 149	37.25
1944	NOR44	683	. 88	12.88
1945	NOR45	1095	. 136	12.42
1946	NOR46, 54	506	. 49	9.68
1947	NOR47	7	. 0	.00
1948	NOR48, 51	655	. 87	13.28
1950	NOR50	514	. 81	15.76
1952	NOR52	155	. 3	1.94
1955	NOR55	581	. 203	34.94
2001	NRW1	147	. 11	7.48
2005	NRW5, 6	1304	. 97	7.44
2007	NRW7, 17	1671	. 415	24.84
2008	NRW8, 15	202	. 15	7.43
2009	NRW9	19	. 7	36.84
2010	NRW10, 11	1540	. 383	24.87
2012	NRW12, 20, 24, 38	410	. 56	13.66
2013	NRW13	519	. 110	21.19
2014	NRW14, 34	100	. 13	13.00
2016	NRW16	0	. 0	.00
2018	NRW18	634	. 83	13.09
2019	NRW19	1295	. 346	26.72
2021	NRW21	1363	. 259	19.00
2022	NRW22	217	. 27	12.44
2023	NRW23	434	. 43	9.91
2026	NRW26	322	. 83	25.78
2027	NRW27	52	. 8	15.38
2028	NRW28, 32	909	. 73	8.03
2030	NRW30, 36	955	. 107	11.20
2031	NRW31	13	. 3	23.08
2033	NRW33	88	. 9	10.23
2035	NRW35	236	. 13	5.51
2037	NRW37	595	. 117	19.66
2040	NRW40	202	. 19	9.41
2041	NRW41	272	. 34	12.50
2042	NRW42	758	. 188	24.80
2043	NRW43	776	. 100	12.89
2044	NRW44	398	. 66	16.58
2045	NRW45	0	. 0	.00
2046	NRW46	425	. 64	15.06
2047	NRW47	936	. 136	14.53
2048	NRW48	750	. 63	8.40
2049	NRW49	119	. 21	17.65
2050	NRW50, 51	714	. 79	11.06
2101	NW1	1721	. 379	22.02
2102	NW2	1406	. 270	19.20
2103	NW3, 28	768	. 182	23.70
2104	NW4	552	. 103	18.66
2105	NW5	3	. 0	.00
2108	NW8	803	. 194	24.16
2109	NW9	429	. 123	28.67
2111	NW11	607	. 166	27.35
2112	NW12, 39	748	. 186	24.87
2113	NW13	966	. 265	27.43
2115	NW15	464	. 45	9.70
2116	NW16, 27, 31	529	. 106	20.04
2117	NW17	0	. 0	.00
2118	NW18	726	. 149	20.52
2119	NW19	328	. 67	20.43
2120	NW20	579	. 143	24.70
2121	NW21	9	. 7	77.78
2122	NW22, 46	1047	. 293	27.98
2123	NW23, 34, 45	1602	. 297	18.54
2124	NW24	8	. 3	37.50
2125	NW25	223	. 15	6.73
2126	NW26	82	. 18	21.95
2129	NW29	344	. 31	9.01
2130	NW30	168	. 5	2.98
2132	NW32	539	. 121	22.45
2133	NW33, 35	1145	. 232	20.26
2136	NW36	11	. 0	.00
2137	NW37	517	. 163	31.53
2138	NW38	3	. 1	33.33
2140	NW40	1039	. 301	28.97
2141	NW41, 48	1912	. 280	14.64
2142	NW42	333	. 29	8.71
2143	NW43	154	. 46	29.87
2144	NW44	20	. 3	15.00
2147	NW47	443	. 141	31.83
2149	NW49, 52	1243	. 306	24.62
2150	NW50	87	. 8	9.20
2151	NW51	811	. 191	23.55
2201	OAK1, 6	1359	. 282	20.75
2202	OAK2, 14	1834	. 446	24.32
2203	OAK3, 23, 28, 29	1965	. 521	26.51
2204	OAK4, 18, 25 TSF4	1755	. 507	28.89
2205	OAK5	1355	. 371	27.38
2207	OAK7	1325	. 413	31.17
2208	OAK8, 22	1948	. 618	31.72
2209	OAK9, 24	1820	. 520	28.57
2210	OAK10, 27	1775	. 447	25.18
2211	OAK11, 16	1661	. 386	23.24
2213	OAK13	1726	. 416	24.10
2215	OAK15	2378	. 654	27.50
2217	OAK17, 20	1875	. 592	31.57
2219	OAK19	2242	. 673	30.02
2221	OAK21, 26	1947	. 585	30.05
2302	QUE2, 14, 22	1525	. 282	18.49
2303	QUE3	127	. 26	20.47
2304	QUE4	457	. 106	23.19
2306	QUE6	878	. 243	27.68
2307	QUE7	779	. 149	19.13
2308	QUE8	312	. 58	18.59
2310	QUE10	405	. 115	28.40
2311	QUE11, 36	585	. 138	23.59
2312	QUE12	552	. 102	18.48

2313	QUE13, 15, 24, 41, 43	2298	. 477	20.76
2316	QUE16	454	. 92	20.26
2317	QUE17, 40	850	. 211	24.82
2318	QUE18	913	. 178	19.50
2320	QUE20	22	. 1	4.55
2321	QUE21	73	. 11	15.07
2323	QUE23	864	. 184	21.30
2325	QUE25, 38	856	. 296	34.58
2328	QUE28, 34	265	. 95	35.85
2329	QUE29	1447	. 285	19.70
2330	QUE30	126	. 21	16.67
2331	QUE31, 47, 48	861	. 172	19.98
2332	QUE32	299	. 110	36.79
2333	QUE33	436	. 117	26.83
2335	QUE35	707	. 285	40.31
2337	QUE37	1274	. 203	15.93
2339	QUE39	1143	. 251	21.96
2342	QUE42	601	. 204	33.94
2344	QUE44	866	. 291	33.60
2345	QUE45 WH11, 41	1418	. 262	18.48
2346	QUE46	220	. 21	9.55
2349	QUE49	320	. 31	9.69
2350	QUE50	1	. 0	.00
2401	SF1	1032	. 143	13.86
2402	SF2, 24	703	. 74	10.53
2403	SF3, 22	789	. 87	11.03
2404	SF4	1456	. 103	7.07
2405	SF5, 8, 12, 19, 28	951	. 144	15.14
2406	SF6, 9	1671	. 147	8.80
2407	SF7, 33	1631	. 222	13.61
2410	SF10	1026	. 161	15.69
2411	SF11, 17, 21, 27	1153	. 79	6.85
2413	SF13, 14	1993	. 260	13.05
2415	SF15, 16	1816	. 280	15.42
2418	SF18	1235	. 177	14.33
2420	SF20 SPL5	1830	. 238	13.01
2423	SF23, 29	1085	. 100	9.22
2425	SF25	1133	. 147	12.97
2426	SF26	1	. 0	.00
2430	SF30	36	. 5	13.89
2431	SF31, 32	1386	. 186	13.42
2434	SF34, 35	143	. 30	20.98
2501	SPL1	1706	. 256	15.01
2502	SPL2, 25	1709	. 255	14.92
2503	SPL3	1883	. 204	10.83
2504	SPL4	1049	. 186	17.73
2507	SPL7	1634	. 281	17.20
2509	SPL9	15	. 3	20.00
2510	SPL10, 27	1240	. 327	26.37
2511	SPL11	1770	. 337	19.04
2513	SPL13	1313	. 338	25.74
2514	SPL14, 24	1865	. 402	21.55
2515	SPL15	1232	. 316	25.65
2516	SPL16	820	. 159	19.39
2517	SPL17, 19, 23	2148	. 374	17.41
2520	SPL20	335	. 76	22.69
2521	SPL21	663	. 166	25.04
2522	SPL22	1030	. 189	18.35
2528	SPL28	1076	. 278	25.84
2601	TSF1, 9, 20	2004	. 438	21.86
2602	TSF2	1081	. 344	31.82
2603	TSF3	2035	. 512	25.16
2605	TSF5, 18	1312	. 401	30.56
2606	TSF6, 8	2140	. 629	29.39
2610	TSF10, 22	1308	. 344	26.30
2611	TSF11, 12	2578	. 378	14.66
2613	TSF13, 17	1890	. 540	28.57
2615	TSF15, 27	1263	. 307	24.31
2616	TSF16	1925	. 508	26.39
2619	TSF19, 23	1969	. 616	31.28
2621	TSF21	1264	. 339	26.82
2624	TSF24	1751	. 371	21.19
2625	TSF25, 26	1859	. 502	27.00
2701	UNV1	670	. 180	26.87
2702	UNV2	67	. 7	10.45
2703	UNV3	198	. 42	21.21
2704	UNV4	1403	. 165	11.76
2705	UNV5	19	. 3	15.79
2706	UNV6, 13	243	. 43	17.70
2707	UNV7, 9, 11	799	. 68	8.51
2708	UNV8	177	. 21	11.86
2710	UNV10	657	. 100	15.22
2712	UNV12	99	. 43	43.43
2714	UNV14	1410	. 185	13.12
2715	UNV15, 16	1514	. 191	12.62
2717	UNV17	793	. 106	13.37
2718	UNV18	14	. 1	7.14
2719	UNV19	1279	. 235	18.37
2721	UNV21	563	. 122	21.67
2722	UNV22, 35, 38, 42	1842	. 221	12.00
2723	UNV23, 31	2258	. 416	18.42
2724	UNV24, 29	1964	. 352	17.92
2725	UNV25, 26	1443	. 244	16.91
2727	UNV27	1554	. 236	15.19
2728	UNV28, 34, 43	1305	. 176	13.49
2730	UNV30	434	. 103	23.73
2733	UNV33, 39, 40, 44	1535	. 270	17.59
2736	UNV36	1414	. 289	20.44
2737	UNV37	824	. 82	9.95
2745	UNV45	403	. 93	23.08
2801	WH1	677	. 133	19.65
2802	WH2	170	. 58	34.12
2804	WH4, 10, 12	625	. 145	23.20
2805	WH5	55	. 16	29.09
2806	WH6	399	. 68	17.04
2807	WH7, 28	713	. 178	24.96
2808	WH8	1477	. 378	25.59
2809	WH9	2267	. 513	22.63
2813	WH13	894	. 228	25.50
2814	WH14, 17, 25	1313	. 330	25.13
2815	WH15	587	. 109	18.57
2816	WH16, 36	670	. 153	22.84
2818	WH18	286	. 41	14.34
2819	WH19	623	. 99	15.89
2820	WH20, 22	1461	. 382	26.15
2821	WH21	1184	. 265	22.38
2824	WH24	532	. 129	24.25

2826	WH26	20	. 5	25.00
2827	WH27	1184	. 366	30.91
2829	WH29	247	. 56	22.67
2830	WH30	229	. 72	31.44
2831	WH31	1054	. 232	22.01
2832	WH32, 38, 46	671	. 100	14.90
2833	WH33	345	. 75	21.74
2834	WH34	1678	. 430	25.63
2835	WH35	577	. 136	23.57
2837	WH37	259	. 82	31.66
2839	WH39	201	. 42	20.90
2840	WH40	843	. 182	21.59
2843	WH43	485	. 108	22.27
2844	WH44	68	. 12	17.65

WITH 822 OF 822 REPORTING

ST. LOUIS COUNTY - PROPOSITION P  
 \*\*SALES TAX - POLICE & PUBLIC SAFETY\*\*  
 (Vote for ) 1  
 01 = YES  
 02 = NO

VOTES PERCENT

102,221 63.18  
 59,572 36.82

		01	02
0101	AP1, 2	93	51
0103	AP3, 27 NRW2, 29	67	44
0104	AP4, 28 MID50	177	132
0105	AP5, 18, 21, 39	123	54
0106	AP6, 9, 13, 37	103	69
0107	AP7	24	15
0108	AP8, 24	106	90
0110	AP10, 36	80	37
0111	AP11, 20	75	51
0112	AP12	47	21
0114	AP14 NOR27	26	27
0115	AP15	15	10
0116	AP16 NOR31	17	12
0117	AP17	329	172
0119	AP19	111	43
0122	AP22 MID7	40	30
0123	AP23	18	8
0125	AP25, 48	8	6
0126	AP26 NW14	0	0
0129	AP29, 35	28	14
0130	AP30	11	11
0131	AP31	128	91
0132	AP32	117	50
0133	AP33	50	38
0134	AP34 FER11, 26	57	15
0138	AP38 NRW3, 4	107	66
0140	AP40 MID56	168	103
0141	AP41 MHT17	80	56
0142	AP42	1	2
0143	AP43	30	17
0144	AP44	93	46
0145	AP45	22	16
0146	AP46	13	11
0147	AP47	1	1
0149	AP49	126	86
0150	AP50 NOR56	71	55
0151	AP51 NOR21	77	52
0201	BON1, 2, 4, 18	907	450
0203	BON3	161	87
0205	BON5, 36	394	247
0206	BON6	560	278
0207	BON7, 8, 22	530	276
0209	BON9	558	336
0210	BON10, 25	360	133
0211	BON11, 33	434	205
0212	BON12	540	257
0213	BON13, 23, 29	602	314
0214	BON14, 17	81	26
0215	BON15	295	126
0216	BON16, 20, 35	189	126
0219	BON19 CLA15	444	195
0221	BON21	296	173
0224	BON24	205	128
0226	BON26	27	33
0227	BON27, 34	308	186
0228	BON28	36	18
0230	BON30 MER43 QUE9	166	60
0231	BON31, 32	670	286
0237	BON37	254	128
0238	BON38	231	107
0239	BON39	23	9
0240	BON40	0	0
0301	CC1	125	100
0302	CC2, 7 MHT13, 43	181	102
0303	CC3, 5	131	60
0304	CC4, 54	34	14
0306	CC6	153	109
0308	CC8	2	2
0309	CC9, 11, 16, 21, 28	176	132
0310	CC10	26	21
0312	CC12, 13, 22, 51 MID1, 13, 28+	230	170
0314	CC14	200	137
0315	CC15 CLA16, 26	137	92
0317	CC17	84	45
0318	CC18	0	0
0319	CC19, 24	105	73
0320	CC20, 59	208	137
0323	CC23	155	108
0325	CC25	59	32
0326	CC26	4	4
0327	CC27	211	117
0329	CC29 MR39	110	84
0330	CC30	9	6
0331	CC31	144	81
0332	CC32, 56	11	9
0333	CC33, 48, 58	106	68
0334	CC34 CLA25, 40	97	73
0335	CC35, 50	227	95
0336	CC36, 46	131	106
0337	CC37	22	11
0338	CC38, 47	13	6

0339	CC39	9	11
0340	CC40	6	8
0341	CC41	65	21
0342	CC42, 43, 44	293	152
0345	CC45	6	5
0349	CC49	61	38
0352	CC52	33	15
0353	CC53	227	109
0355	CC55	51	31
0357	CC57 MID24	82	43
0401	CHE1	71	70
0402	CHE2	36	36
0403	CHE3, 11	66	58
0404	CHE4	85	84
0405	CHE5, 6	170	115
0407	CHE7, 48, 50, 55	96	100
0408	CHE8, 33	195	227
0409	CHE9	70	56
0410	CHE10	108	153
0412	CHE12 LAF31	184	195
0413	CHE13, 26	320	149
0414	CHE14	19	33
0415	CHE15, 16	249	301
0417	CHE17, 34, 53	217	169
0418	CHE18	136	119
0419	CHE19	93	111
0420	CHE20, 25	204	129
0421	CHE21 WH23	323	192
0422	CHE22 LAF12	213	198
0423	CHE23	11	6
0424	CHE24	36	38
0427	CHE27	91	52
0428	CHE28	137	98
0429	CHE29	48	18
0430	CHE30	83	76
0431	CHE31, 32 LAF26	31	36
0435	CHE35, 47	17	5
0436	CHE36	7	15
0437	CHE37	102	120
0438	CHE38, 49, 51 MER3	124	89
0439	CHE39 WH3	30	44
0440	CHE40	67	45
0441	CHE41	77	72
0442	CHE42, 45	226	208
0443	CHE43, 46, 54 MER2, 4, 5	170	156
0444	CHE44 LAF1, 30	239	252
0452	CHE52	2	0
0501	CLA1	146	100
0502	CLA2	42	36
0503	CLA3, 11	301	236
0504	CLA4	82	43
0505	CLA5, 43 UNV32, 41	213	118
0506	CLA6	311	177
0507	CLA7	47	44
0508	CLA8, 44	132	109
0509	CLA9	36	28
0510	CLA10	19	4
0512	CLA12	39	39
0513	CLA13, 14, 47	218	155
0517	CLA17, 27	7	12
0518	CLA18	1	1
0519	CLA19	9	17
0520	CLA20	107	71
0521	CLA21	75	94
0522	CLA22	99	79
0523	CLA23	152	102
0524	CLA24	48	38
0528	CLA28	26	16
0529	CLA29	6	4
0530	CLA30, 31	178	102
0532	CLA32	107	86
0533	CLA33	119	61
0534	CLA34	8	4
0535	CLA35	241	140
0536	CLA36	8	8
0537	CLA37	114	82
0538	CLA38, 39, 41	264	156
0542	CLA42	50	40
0545	CLA45	64	50
0546	CLA46, 48	241	176
0549	CLA49	20	20
0550	CLA50	72	47
0551	CLA51	55	36
0552	CLA52	22	19
0601	CON1 GRA31	255	154
0602	CON2 GRA40	219	92
0603	CON3	133	55
0604	CON4	283	83
0605	CON5 GRA42	358	119
0606	CON6, 13, 47, 49, 52	381	133
0607	CON7, 51	44	15
0608	CON8, 27, 35	259	128
0609	CON9	151	73
0610	CON10, 53	350	133
0611	CON11	117	47
0612	CON12	0	0
0614	CON14	72	27
0615	CON15, 30, 42	385	163
0616	CON16	79	41
0617	CON17 GRA25	170	88
0618	CON18	160	54
0619	CON19	5	0
0620	CON20	57	14
0621	CON21, 33, 39	136	60
0622	CON22	156	45
0623	CON23 GRA43, 44, 45	195	110
0624	CON24, 28, 44, 46	266	165
0625	CON25	208	132
0626	CON26	16	11
0629	CON29	0	0
0631	CON31	106	59
0632	CON32	73	40
0634	CON34	69	27
0636	CON36	73	43
0637	CON37	49	15
0638	CON38	27	15
0640	CON40, 43, 45	331	187

0641	CON41	TSF14	136	87
0648	CON48		7	4
0650	CON50		68	32
0701	FER1		72	44
0702	FER2		115	62
0703	FER3,15		54	27
0704	FER4		14	12
0705	FER5		304	162
0706	FER6		27	11
0707	FER7		43	27
0708	FER8		121	48
0709	FER9		54	40
0710	FER10,39		23	11
0712	FER12,20,31,32	NRW25	532	221
0713	FER13		73	25
0714	FER14,43		39	27
0716	FER16		26	11
0717	FER17		28	22
0718	FER18		23	21
0719	FER19,45		171	103
0721	FER21,34,35		354	171
0722	FER22,46		166	106
0723	FER23		40	19
0724	FER24		49	35
0725	FER25		0	0
0727	FER27,41	NRW39	108	57
0728	FER28,30		112	58
0729	FER29	FLO10 SPL12,26	247	137
0733	FER33,38		421	198
0736	FER36		20	14
0737	FER37		181	105
0740	FER40		107	38
0742	FER42		97	51
0744	FER44		46	18
0801	FLO1	LC7	142	67
0802	FLO2,32		154	70
0803	FLO3		224	106
0804	FLO4		217	111
0805	FLO5		102	61
0806	FLO6,13		147	43
0807	FLO7,22,29		212	60
0808	FLO8		205	70
0809	FLO9		210	63
0811	FLO11		103	28
0812	FLO12		102	23
0814	FLO14		261	88
0815	FLO15	LC10	178	57
0816	FLO16		186	71
0817	FLO17	SPL18	217	104
0818	FLO18,23		190	96
0819	FLO19,24		189	100
0820	FLO20,31		212	72
0821	FLO21,27	LC27	201	62
0825	FLO25	LC18	13	10
0826	FLO26		51	42
0828	FLO28	LC16	46	15
0830	FLO30		55	40
0901	GRA1		31	33
0902	GRA2,8		40	18
0903	GRA3		3	4
0904	GRA4,36,38		346	252
0905	GRA5,46		528	334
0906	GRA6,27		238	205
0907	GRA7,19		297	104
0909	GRA9		166	101
0910	GRA10,12		24	25
0911	GRA11		137	87
0913	GRA13		58	55
0914	GRA14,41		170	94
0915	GRA15		261	126
0916	GRA16,21		263	134
0917	GRA17,20		252	186
0918	GRA18		228	91
0922	GRA22		347	137
0923	GRA23,30		0	1
0924	GRA24,37,47		220	164
0926	GRA26		155	80
0928	GRA28,29,32		439	366
0933	GRA33		111	39
0934	GRA34		13	12
0935	GRA35		19	10
0939	GRA39		12	6
0948	GRA48		1	0
1001	HAD1		193	169
1002	HAD2		14	13
1003	HAD3		36	33
1004	HAD4		3	5
1005	HAD5		26	26
1006	HAD6		98	65
1007	HAD7,24		59	51
1008	HAD8,9		187	193
1010	HAD10,11		82	101
1012	HAD12,17		118	116
1013	HAD13,20		35	35
1014	HAD14		69	78
1015	HAD15		90	68
1016	HAD16,34,35	UNV20	136	152
1018	HAD18		1	0
1019	HAD19		17	12
1021	HAD21,25,26,27		224	191
1022	HAD22,23		63	59
1028	HAD28,29		120	104
1030	HAD30		187	139
1031	HAD31		72	41
1032	HAD32		207	169
1033	HAD33		320	232
1101	JEF1		56	35
1102	JEF2,33		22	14
1103	JEF3		237	100
1104	JEF4		108	40
1105	JEF5,28		174	57
1106	JEF6		41	10
1107	JEF7,13,20		170	168
1108	JEF8		164	84
1109	JEF9		76	59
1110	JEF10		248	219
1111	JEF11		38	30

1112	JEF12,17	175	167
1114	JEF14	389	298
1115	JEF15	88	42
1116	JEF16	89	104
1118	JEF18,24	331	234
1119	JEF19,31	335	296
1121	JEF21	172	156
1122	JEF22,25,26	191	153
1123	JEF23,30	285	262
1127	JEF27	213	193
1129	JEF29	168	74
1132	JEF32	448	231
1134	JEF34	377	188
1135	JEF35	8	6
1136	JEF36	46	37
1137	JEF37	455	208
1202	LAF2	184	164
1203	LAF3	17	8
1204	LAF4	206	117
1205	LAF5,22,48	193	128
1206	LAF6,20,21	126	120
1207	LAF7,34,36	66	60
1208	LAF8,11,15	241	265
1209	LAF9	207	122
1210	LAF10,27,39	238	150
1213	LAF13	16	16
1214	LAF14,33	196	174
1216	LAF16	80	47
1217	LAF17	51	38
1218	LAF18	156	130
1219	LAF19	96	54
1223	LAF23	81	45
1224	LAF24	79	48
1225	LAF25	240	144
1228	LAF28	136	136
1229	LAF29	140	152
1232	LAF32	141	146
1235	LAF35	34	12
1237	LAF37	102	79
1238	LAF38	118	74
1240	LAF40	3	6
1241	LAF41,47	196	149
1242	LAF42	20	9
1243	LAF43	32	16
1244	LAF44 QUE27	17	11
1245	LAF45 QUE26	37	24
1246	LAF46 MR3	156	74
1301	LC1 NW6	93	29
1302	LC2	111	40
1303	LC3	101	49
1304	LC4 NW10	160	75
1305	LC5,19	165	71
1306	LC6	56	9
1308	LC8,25,31	213	78
1309	LC9	149	69
1311	LC11,13,23	237	87
1312	LC12,28,32	360	189
1314	LC14	132	63
1315	LC15	209	91
1317	LC17,22	313	158
1320	LC20	34	13
1321	LC21	182	91
1324	LC24	44	20
1326	LC26 SPL6	191	147
1329	LC29 NW7	221	61
1330	LC30 SPL8	236	106
1333	LC33	18	4
1401	LEM1	96	38
1402	LEM2	148	56
1403	LEM3,16,32,33 OAK12 TSF7	483	222
1404	LEM4,8	139	37
1405	LEM5,30	209	62
1406	LEM6	16	7
1407	LEM7	104	42
1409	LEM9,17,29	295	105
1410	LEM10	101	40
1411	LEM11,20	98	39
1412	LEM12	72	29
1413	LEM13	210	91
1414	LEM14	40	20
1415	LEM15	234	107
1418	LEM18	7	3
1419	LEM19	8	1
1421	LEM21	148	54
1422	LEM22,24	358	133
1423	LEM23,31	245	133
1425	LEM25,26	26	10
1427	LEM27	25	5
1428	LEM28	20	7
1501	MER1,15	16	5
1506	MER6,40	36	22
1507	MER7,9	7	8
1508	MER8	89	52
1510	MER10,28	50	33
1511	MER11,41	61	48
1512	MER12,33	237	112
1513	MER13,19	686	221
1514	MER14	0	0
1516	MER16	2	0
1517	MER17	357	100
1518	MER18	206	74
1520	MER20,46	55	25
1521	MER21 WH42,47	17	5
1522	MER22	243	91
1523	MER23	400	171
1524	MER24,31	438	198
1525	MER25,26,32	362	169
1527	MER27	70	25
1529	MER29 QUE19	168	81
1530	MER30	138	21
1534	MER34 WH45	241	115
1535	MER35	0	1
1536	MER36	104	60
1537	MER37,38	375	192
1539	MER39,48	3	2
1542	MER42	311	128
1544	MER44	1	0

1545	MER45	53	45
1547	MER47	42	34
1601	MHT1,4	127	128
1602	MHT2,5,7,26	272	293
1603	MHT3,24 MR50	153	195
1606	MHT6,14,49	189	150
1608	MHT8,28	90	31
1609	MHT9	133	108
1610	MHT10,21,25,31,33,40	204	124
1611	MHT11,23	236	138
1612	MHT12	4	2
1615	MHT15,22 NW53	320	191
1616	MHT16	0	1
1618	MHT18	0	0
1619	MHT19,27	190	233
1620	MHT20,48	142	99
1629	MHT29,57	10	11
1630	MHT30,45,47,52	23	22
1632	MHT32	16	7
1634	MHT34	215	161
1635	MHT35,56	95	94
1636	MHT36,38	103	50
1637	MHT37	0	1
1639	MHT39 MR52	64	63
1641	MHT41	25	19
1642	MHT42	68	44
1644	MHT44	7	0
1646	MHT46	4	1
1650	MHT50	88	66
1651	MHT51	17	9
1653	MHT53	17	21
1654	MHT54	1	0
1655	MHT55	20	13
1658	MHT58	3	2
1659	MHT59	0	0
1702	MID2	218	150
1703	MID3,12	145	105
1704	MID4	86	57
1705	MID5	91	80
1706	MID6	43	34
1708	MID8	41	24
1709	MID9	99	72
1710	MID10	25	17
1711	MID11,35,61	118	78
1714	MID14 NOR23	125	103
1715	MID15	51	31
1716	MID16,41,54	191	152
1717	MID17,29,34,36,37,44,45+	353	231
1718	MID18	73	44
1719	MID19	10	4
1720	MID20	6	5
1721	MID21 NOR53	24	26
1722	MID22	44	38
1723	MID23	68	39
1725	MID25	14	7
1726	MID26	5	3
1727	MID27	62	49
1730	MID30	36	25
1731	MID31	0	0
1732	MID32	7	2
1733	MID33,59	56	22
1738	MID38	1	6
1742	MID42	122	71
1743	MID43	125	88
1746	MID46	41	33
1747	MID47	43	15
1752	MID52	34	24
1753	MID53	34	40
1755	MID55	35	20
1757	MID57,58	11	15
1760	MID60	0	0
1801	MR1,11	286	135
1802	MR2	12	3
1804	MR4	91	77
1805	MR5,28	203	142
1806	MR6	219	130
1807	MR7	73	52
1808	MR8,12,15,24,41,47	287	191
1809	MR9	15	21
1810	MR10,17,23	115	107
1813	MR13,55	115	120
1814	MR14	43	36
1816	MR16	174	175
1818	MR18,20,32,38	277	306
1819	MR19,22	522	247
1821	MR21 QUE1,5	126	70
1825	MR25	172	117
1826	MR26,36	157	102
1827	MR27	275	156
1829	MR29	71	53
1830	MR30	52	33
1831	MR31,51	158	127
1833	MR33,54	72	38
1834	MR34	136	71
1835	MR35	137	62
1837	MR37,49	224	142
1840	MR40	33	19
1842	MR42	34	13
1843	MR43	66	50
1844	MR44	121	72
1845	MR45,53	66	31
1846	MR46	78	72
1848	MR48	114	75
1856	MR56	10	9
1857	MR57	96	50
1858	MR58	193	132
1859	MR59	2	0
1901	NOR1	68	22
1902	NOR2	78	49
1903	NOR3	78	53
1904	NOR4	56	19
1905	NOR5	90	36
1906	NOR6	121	62
1907	NOR7	135	101
1908	NOR8	0	0
1909	NOR9	60	32
1910	NOR10	48	19



1911	NOR11	113	67
1912	NOR12	97	57
1913	NOR13	23	18
1914	NOR14	44	39
1915	NOR15	101	79
1916	NOR16	98	60
1917	NOR17	0	0
1918	NOR18	56	43
1919	NOR19	24	8
1920	NOR20	10	10
1922	NOR22	24	13
1924	NOR24	25	29
1925	NOR25, 43	47	33
1926	NOR26	143	67
1928	NOR28	9	3
1929	NOR29	173	136
1930	NOR30	158	100
1932	NOR32	30	13
1933	NOR33	20	13
1934	NOR34	0	0
1935	NOR35, 49	2	2
1936	NOR36	38	17
1937	NOR37	70	28
1938	NOR38	0	0
1939	NOR39	67	45
1940	NOR40	16	9
1941	NOR41	44	39
1942	NOR42	101	46
1944	NOR44	51	35
1945	NOR45	88	42
1946	NOR46, 54	29	20
1947	NOR47	0	0
1948	NOR48, 51	49	37
1950	NOR50	46	33
1952	NOR52	2	1
1955	NOR55	124	78
2001	NRW1	6	4
2005	NRW5, 6	46	50
2007	NRW7, 17	241	167
2008	NRW8, 15	11	3
2009	NRW9	6	1
2010	NRW10, 11	238	137
2012	NRW12, 20, 24, 38	38	16
2013	NRW13	66	40
2014	NRW14, 34	10	2
2016	NRW16	0	0
2018	NRW18	50	31
2019	NRW19	205	140
2021	NRW21	137	119
2022	NRW22	19	8
2023	NRW23	27	16
2026	NRW26	50	32
2027	NRW27	3	5
2028	NRW28, 32	49	24
2030	NRW30, 36	66	40
2031	NRW31	3	0
2033	NRW33	4	4
2035	NRW35	7	5
2037	NRW37	72	42
2040	NRW40	8	11
2041	NRW41	24	10
2042	NRW42	105	75
2043	NRW43	76	24
2044	NRW44	44	22
2045	NRW45	0	0
2046	NRW46	41	22
2047	NRW47	78	53
2048	NRW48	45	18
2049	NRW49	14	6
2050	NRW50, 51	48	29
2101	NW1	260	118
2102	NW2	189	81
2103	NW3, 28	121	58
2104	NW4	73	30
2105	NW5	0	0
2108	NW8	149	45
2109	NW9	84	38
2111	NW11	113	52
2112	NW12, 39	120	66
2113	NW13	175	86
2115	NW15	25	20
2116	NW16, 27, 31	72	34
2117	NW17	0	0
2118	NW18	97	49
2119	NW19	35	29
2120	NW20	91	52
2121	NW21	6	1
2122	NW22, 46	195	97
2123	NW23, 34, 45	200	94
2124	NW24	1	2
2125	NW25	10	5
2126	NW26	15	3
2129	NW29	14	17
2130	NW30	3	2
2132	NW32	86	33
2133	NW33, 35	164	66
2136	NW36	0	0
2137	NW37	114	48
2138	NW38	0	1
2140	NW40	207	94
2141	NW41, 48	209	68
2142	NW42	23	6
2143	NW43	27	18
2144	NW44	1	2
2147	NW47	85	55
2149	NW49, 52	163	141
2150	NW50	7	1
2151	NW51	122	69
2201	OAK1, 6	202	79
2202	OAK2, 14	324	120
2203	OAK3, 23, 28, 29	329	192
2204	OAK4, 18, 25 TSF4	341	165
2205	OAK5	242	127
2207	OAK7	267	145
2208	OAK8, 22	428	188
2209	OAK9, 24	355	162
2210	OAK10, 27	315	129

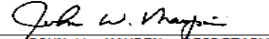
2211	OAK11,16	268	117
2213	OAK13	289	124
2215	OAK15	433	219
2217	OAK17,20	413	178
2219	OAK19	484	186
2221	OAK21,26	413	172
2302	QUE2,14,22	174	107
2303	QUE3	12	14
2304	QUE4	64	41
2306	QUE6	185	57
2307	QUE7	94	54
2308	QUE8	36	22
2310	QUE10	56	59
2311	QUE11,36	104	34
2312	QUE12	77	25
2313	QUE13,15,24,41,43	310	166
2316	QUE16	59	33
2317	QUE17,40	146	64
2318	QUE18	106	71
2320	QUE20	1	0
2321	QUE21	10	1
2323	QUE23	111	72
2325	QUE25,38	213	79
2328	QUE28,34	56	38
2329	QUE29	170	115
2330	QUE30	14	7
2331	QUE31,47,48	114	55
2332	QUE32	81	29
2333	QUE33	86	31
2335	QUE35	183	98
2337	QUE37	127	74
2339	QUE39	178	73
2342	QUE42	149	53
2344	QUE44	189	98
2345	QUE45 WH11,41	181	80
2346	QUE46	12	9
2349	QUE49	20	11
2350	QUE50	0	0
2401	SF1	98	45
2402	SF2,24	47	27
2403	SF3,22	52	34
2404	SF4	55	48
2405	SF5,8,12,19,28	103	41
2406	SF6,9	83	63
2407	SF7,33	142	79
2410	SF10	101	59
2411	SF11,17,21,27	56	23
2413	SF13,14	148	109
2415	SF15,16	182	98
2418	SF18	115	62
2420	SF20 SPL5	141	95
2423	SF23,29	65	35
2425	SF25	106	41
2426	SF26	0	0
2430	SF30	3	2
2431	SF31,32	129	55
2434	SF34,35	17	12
2501	SPL1	184	70
2502	SPL2,25	162	92
2503	SPL3	114	89
2504	SPL4	107	76
2507	SPL7	175	104
2509	SPL9	2	1
2510	SPL10,27	195	131
2511	SPL11	216	120
2513	SPL13	190	147
2514	SPL14,24	273	129
2515	SPL15	181	135
2516	SPL16	122	37
2517	SPL17,19,23	228	144
2520	SPL20	49	27
2521	SPL21	115	48
2522	SPL22	123	64
2528	SPL28	180	94
2601	TSF1,9,20	263	171
2602	TSF2	229	112
2603	TSF3	398	111
2605	TSF5,18	274	123
2606	TSF6,8	383	245
2610	TSF10,22	223	121
2611	TSF11,12	272	106
2613	TSF13,17	368	170
2615	TSF15,27	206	101
2616	TSF16	348	159
2619	TSF19,23	410	204
2621	TSF21	205	133
2624	TSF24	265	105
2625	TSF25,26	324	177
2701	UNV1	104	67
2702	UNV2	4	3
2703	UNV3	21	21
2704	UNV4	84	78
2705	UNV5	3	0
2706	UNV6,13	20	22
2707	UNV7,9,11	44	24
2708	UNV8	18	3
2710	UNV10	50	46
2712	UNV12	14	24
2714	UNV14	85	99
2715	UNV15,16	95	93
2717	UNV17	49	57
2718	UNV18	0	1
2719	UNV19	128	106
2721	UNV21	77	37
2722	UNV22,35,38,42	115	104
2723	UNV23,31	213	199
2724	UNV24,29	181	168
2725	UNV25,26	131	110
2727	UNV27	124	111
2728	UNV28,34,43	87	87
2730	UNV30	65	34
2733	UNV33,39,40,44	130	138
2736	UNV36	168	115
2737	UNV37	29	49
2745	UNV45	54	34
2801	WH1	77	56
2802	WH2	36	22

2804	WH4, 10, 12	98	47
2805	WH5	2	14
2806	WH6	45	21
2807	WH7, 28	129	49
2808	WH8	258	120
2809	WH9	370	140
2813	WH13	171	56
2814	WH14, 17, 25	208	119
2815	WH15	66	43
2816	WH16, 36	92	61
2818	WH18	33	7
2819	WH19	58	40
2820	WH20, 22	239	143
2821	WH21	170	94
2824	WH24	83	46
2826	WH26	4	1
2827	WH27	216	150
2829	WH29	47	9
2830	WH30	58	12
2831	WH31	127	103
2832	WH32, 38, 46	75	25
2833	WH33	47	28
2834	WH34	317	112
2835	WH35	75	59
2837	WH37	52	30
2839	WH39	32	10
2840	WH40	116	66
2843	WH43	79	29
2844	WH44	9	3

=====

WE, THE BOARD OF ELECTION COMMISSIONERS OF ST. LOUIS COUNTY, MISSOURI, ACTING AS THE VERIFICATION BOARD PURSUANT TO SECTION 115.507, RSMO, HEREBY CERTIFY THE FOREGOING TO BE A TRUE AND CORRECT ABSTRACT OF VOTES CAST FOR THE CANDIDATES AND ISSUES AT THE MUNICIPAL GENERAL ELECTION HELD IN ST. LOUIS COUNTY, MISSOURI, ON APRIL 4, 2017. IN TESTIMONY WHEREOF, WE HAVE HEREUNTO SET OUR HAND AT OUR OFFICE IN MAPLEWOOD, ST. LOUIS COUNTY, MISSOURI, ON APRIL 17, 2017.

  
 RICHARD H. KELLETT, CHAIRMAN

  
 JOHN W. MAUPIN, SECRETARY

  
 TRUDI MCCOLLUM FOUSHEE, COMMISSIONER

