

NUMBERED KEY CANVASS

RUN DATE:11/14/17 09:57 AM

SPECIAL ELECTION  
ST. LOUIS COUNTY, MISSOURI  
TUESDAY, NOVEMBER 7, 2017

	TOTAL	PERCENT		TOTAL	PERCENT
01 = REGISTERED VOTERS - TOTAL	118,779		03 = VOTER TURNOUT - TOTAL	11.06	
02 = BALLOTS CAST - TOTAL	13,141				
	01	02	03		
0101 AP1,2,7,43	1364	.194	14.22		
0105 AP5,18,21,39	1318	.158	11.99		
0106 AP6,9,13,37	1421	.178	12.53		
0108 AP8,11,20,24,30,49	2321	.322	13.87		
0114 AP14,15NOR27	770	.108	14.03		
0116 AP16NOR31	257	.27	10.51		
0122 AP22MID7,22	1098	.121	11.02		
0125 AP25,48	113	.12	10.62		
0140 AP40MID46,56	1121	.179	15.97		
0402 CHE2,56,57	325	.190	58.46		
0403 CHE3,23WH27	1715	.192	11.20		
0413 CHE13	1830	.170	9.29		
0417 CHE17,34,39,53WH3	1925	.212	11.01		
0420 CHE20,24,29,35,47	1371	.126	9.19		
0421 CHE21,40WH23	2174	.241	11.09		
0427 CHE27,38WH4,10,12	1156	.120	10.38		
0443 CHE43MER2,5	1026	.121	11.79		
0446 CHE46,54MER4,35	475	.50	10.53		
0449 CHE49,51MER3	859	.111	12.92		
0510 CLA10,32,38,39,41	1953	.183	9.37		
0530 CLA30,31	1240	.108	8.71		
0535 CLA35,46,48	2397	.239	9.97		
1207 LAF7,28,36	1325	.128	9.66		
1209 LAF9,42	1651	.176	10.66		
1210 LAF10,27,35,39WH30	2112	.255	12.07		
1211 LAF11,14,16,48	1884	.190	10.08		
1213 LAF13,38	1279	.94	7.35		
1217 LAF17,18	1475	.181	12.27		
1219 LAF19,23,24	1798	.213	11.85		
1225 LAF25	1330	.159	11.95		
1237 LAF37,40,41,43	1991	.240	12.05		
1506 MER6,22,40	1272	.209	16.43		
1507 MER7,9,13,14,18,19,20,46	4330	.598	13.81		
1508 MER8,10,11,28,41WH37	1945	.187	9.61		
1512 MER12,33,39,47,48WH33	2079	.206	9.91		
1517 MER17,30	2215	.320	14.45		
1521 MER21,36WH1,39,42,47	1687	.159	9.43		
1527 MER27,34WH45	2113	.194	9.18		
1529 MER29,45QUE19	2072	.148	7.14		
1702 MID2	1401	.269	19.20		
1703 MID3,12	1382	.200	14.47		
1704 MID4,53	1278	.173	13.54		
1705 MID5,8,19	1847	.227	12.29		
1706 MID6,43	1405	.248	17.65		
1709 MID9,23,27	1600	.293	18.31		
1714 MID14NOR23	1159	.199	17.17		
1715 MID15,20,25,60NOR25,32+	1238	.178	14.38		
1721 MID21,47NOR53	1012	.92	9.09		
1726 MID26,33,52,59	1031	.136	13.19		
1901 NOR1,2,3UNV21	1956	.144	7.36		
1908 NOR8,34,45,48,51	1615	.111	6.87		
1922 NOR22,33	385	.29	7.53		
1926 NOR26	1346	.242	17.98		
1944 NOR44NRW33,47,49	1691	.104	6.15		
2010 NRW10,14,34,42	1304	.155	11.89		
2011 NRW11,13	1551	.158	10.19		
2012 NRW12,18,20,24,37,38	1550	.110	7.10		
2030 NRW30,31,36	914	.39	4.27		
2045 NRW45,46SF5,8,12,19,28	1297	.118	9.10		
2312 QUE12WH15,24,29	1888	.190	10.06		
2313 QUE13,15WH11,41	1195	.78	6.53		
2411 SF11,17,21,23	27	.0	.00		
2413 SF13,14	1948	.145	7.44		
2415 SF15,16	1785	.174	9.75		
2418 SF18,26,30	1204	.91	7.56		
2425 SF25,34,35	1199	.97	8.09		
2427 SF27,29	2009	.150	7.47		
2431 SF31,32	1298	.89	6.86		
2701 UNV1,10,17,18	1899	.148	7.79		
2802 WH2,5,7,18,26,28,35	1807	.196	10.85		

2806	WH6,32,38,40,44,46	1947	.	176	9.04
2808	WH8,16,36	2080	.	238	11.44
2809	WH9	2235	.	210	9.40
2813	WH13,21	2025	.	192	9.48
2814	WH14,17,25	1292	.	178	13.78
2819	WH19,20,22	2034	.	193	9.49
2831	WH31	1027	.	104	10.13
2834	WH34,43	2131	.	248	11.64

		VOTES	PERCENT
BEVERLY HILLS - PROPOSITION U			
**OUT OF STATE USE TAX - CONTINUATION**			
(Vote for ) 1			
01 = YES		22	75.86
02 = NO		7	24.14
-----			
01	02		
-----			
1922	NOR22,33	22	7

		VOTES	PERCENT
BRENTWOOD - PROPOSITION 1			
**LOCAL USE TAX**			
(Vote for ) 1			
01 = YES		218	41.13
02 = NO		312	58.87
-----			
01	02		
-----			
0510	CLA10,32,38,39,41	68	115
0530	CLA30,31	58	50
0535	CLA35,46,48	92	147

		VOTES	PERCENT
PAGEDALE - PROPOSITION U			
**LOCAL USE TAX**			
(Vote for ) 1			
01 = YES		83	56.08
02 = NO		65	43.92
-----			
01	02		
-----			
2701	UNV1,10,17,18	83	65

		VOTES	PERCENT
PINE LAWN - PROPOSITION G			
**SALES TAX - GENERAL REVENUE**			
(Vote for ) 1			
01 = YES		84	58.33
02 = NO		60	41.67
-----			
01	02		
-----			
1901	NOR1,2,3UNV21	84	60

		VOTES	PERCENT
PINE LAWN - PROPOSITION U			
**LOCAL USE TAX**			
(Vote for ) 1			
01 = YES		61	43.57
02 = NO		79	56.43
-----			
01	02		
-----			
1901	NOR1,2,3UNV21	61	79

		VOTES	PERCENT
ST. JOHN - PROPOSITION U			
**LOCAL USE TAX**			
(Vote for ) 1			
01 = YES		249	45.52
02 = NO		298	54.48
-----			
01	02		
-----			

0106 AP6,9,13,37	72	105
0114 AP14,15NOR27	46	59
0116 AP16NOR31	9	18
1926 NOR26	122	116

RITENOUR SCHOOL DISTRICT - PROPOSITION A  
 \*\*TAX LEVY - SUPPORT OF DISTRICT\*\*  
 (Vote for ) 1  
 01 = YES 2,272 64.51  
 02 = NO 1,250 35.49

	01	02
0101 AP1,2,7,43	127	66
0105 AP5,18,21,39	116	42
0106 AP6,9,13,37	111	67
0108 AP8,11,20,24,30,49	197	125
0114 AP14,15NOR27	66	41
0122 AP22MID7,22	83	38
0125 AP25,48	6	6
0140 AP40MID46,56	104	74
1702 MID2	178	89
1703 MID3,12	130	70
1704 MID4,53	95	78
1705 MID5,8,19	139	88
1706 MID6,43	181	67
1709 MID9,23,27	199	92
1714 MID14NOR23	120	79
1715 MID15,20,25,60NOR25,32+	117	61
1721 MID21,47NOR53	55	37
1726 MID26,33,52,59	81	55
1926 NOR26	167	75

EUREKA FIRE DISTRICT - PROPOSITION S  
 \*\*TAX LEVY - SUPPORT OF DISTRICT\*\*  
 (Vote for ) 1  
 01 = FOR THE PROPOSITION 776 60.30  
 02 = AGAINST THE PROPOSITION 511 39.70

	01	02
0446 CHE46,54MER4,35	13	37
0449 CHE49,51MER3	60	51
1506 MER6,22,40	123	86
1507 MER7,9,13,14,18,19,20,46	362	236
1517 MER17,30	218	101

METRO WEST FIRE DISTRICT - PROPOSITION V  
 \*\*TAX LEVY - DISTRICTS ADVANCE LIFE SUPPORT\*\*  
 (Vote for ) 1  
 01 = YES 2,952 51.83  
 02 = NO 2,744 48.17

	01	02
0403 CHE3,23WH27	95	96
0413 CHE13	82	87
0417 CHE17,34,39,53WH3	88	124
0420 CHE20,24,29,35,47	52	73
0421 CHE21,40WH23	128	112
0427 CHE27,38WH4,10,12	66	54
0443 CHE43MER2,5	44	77
1207 LAF7,28,36	55	71
1209 LAF9,42	92	84
1210 LAF10,27,35,39WH30	163	91
1211 LAF11,14,16,48	90	100
1213 LAF13,38	55	39
1217 LAF17,18	99	81
1219 LAF19,23,24	134	78
1225 LAF25	84	73
1237 LAF37,40,41,43	93	146
1508 MER8,10,11,28,41WH37	66	121
1512 MER12,33,39,47,48WH33	94	112
1521 MER21,36WH1,39,42,47	86	72
1527 MER27,34WH45	91	103

1529	MER29,45QUE19	72	76
2312	QUE12WH15,24,29	103	87
2313	QUE13,15WH11,41	45	33
2802	WH2,5,7,18,26,28,35	104	91
2806	WH6,32,38,40,44,46	88	86
2808	WH8,16,36	140	98
2809	WH9	128	81
2813	WH13,21	115	77
2814	WH14,17,25	110	67
2819	WH19,20,22	96	97
2831	WH31	56	47
2834	WH34,43	138	110

=====

	VOTES	PERCENT
RIVERVIEW FIRE DISTRICT - PROPOSITION A		
**TAX LEVY - AMBULANCE SERVICE**		
(Vote for ) 1		
01 = FOR THE PROPOSITION	1,025	66.95
02 = AGAINST THE PROPOSITION	506	33.05

-----	01	02
-----		

1908	NOR8,34,45,48,51	75	33
1944	NOR44NRW33,47,49	72	32
2010	NRW10,14,34,42	102	53
2011	NRW11,13	99	59
2012	NRW12,18,20,24,37,38	76	34
2030	NRW30,31,36	26	13
2045	NRW45,46SF5,8,12,19,28	78	39
2411	SF11,17,21,23	0	0
2413	SF13,14	90	55
2415	SF15,16	111	61
2418	SF18,26,30	67	24
2425	SF25,34,35	59	38
2427	SF27,29	110	36
2431	SF31,32	60	29

=====

	VOTES	PERCENT
GLASGOW LIGHT DISTRICT - PROPOSITION G		
**TAX LEVY - SUPPORT OF DISTRICT**		
(Vote for ) 1		
01 = YES	119	79.87
02 = NO	30	20.13

-----	01	02
-----		

2427	SF27,29	119	30
------	---------	-----	----

=====

	VOTES	PERCENT
CHESTERFIELD VALLEY TRANS DEV DIST. - PROPOSITION P		
**PROJECT AUTHORIZATION**		
(Vote for ) 1		
01 = YES	129	67.89
02 = NO	61	32.11

-----	01	02
-----		

0402	CHE2,56,57	129	61
------	------------	-----	----

=====

	VOTES	PERCENT
CHESTERFIELD VALLEY TRANS DEV DIST. - PROPOSITION T		
**EXTEND DISTRICT WIDE - SALES TAX**		
(Vote for ) 1		
01 = YES	129	67.89
02 = NO	61	32.11

-----	01	02
-----		

0402	CHE2,56,57	129	61
------	------------	-----	----

=====

WE, THE BOARD OF ELECTION COMMISSIONERS OF ST. LOUIS COUNTY, MISSOURI, ACTING AS THE VERIFICATION BOARD PURSUANT TO 115.507,R.S.Mo HEREBY CERTIFY THE FOREGOING TO BE A TRUE AND CORRECT ABSTRACT OF VOTES CAST FOR THE ISSUES AT THE SPECIAL ELECTION HELD IN ST. LOUIS COUNTY, MISSOURI, ON NOVEMBER 7, 2017. IN TESTIMONY WHEREOF, WE HAVE HEREUNTO SET OUR HAND AT OUR OFFICE IN ST. ANN, ST. LOUIS COUNTY, MISSOURI, ON NOVEMBER 14, 2017.



---

SHARON BUCHANAN-MCCLURE, CHAIR




---

TRUDI MCCOLLUM FOUSHEE, SECRETARY



---

MATTHEW W. POTTER, COMMISSIONER



---

PEGGY BARNHART, COMMISSIONER



SUMMARY REPORT  
RUN DATE:11/14/17  
RUN TIME:09:40 AM

SPECIAL ELECTION  
ST. LOUIS COUNTY, MISSOURI  
TUESDAY, NOVEMBER 7, 2017

OFFICIAL FINAL RESULTS

	VOTES	PERCENT
PRECINCTS COUNTED (OF 78) . . . . .	78	100.00
REGISTERED VOTERS - TOTAL . . . . .	118,779	
BALLOTS CAST - TOTAL . . . . .	13,141	
VOTER TURNOUT - TOTAL . . . . .		11.06
BEVERLY HILLS - PROPOSITION U		
**OUT OF STATE USE TAX - CONTINUATION**		
(Vote for ) 1		
(WITH 1 OF 1 COUNTED)		
YES . . . . .	22	75.86
NO. . . . .	7	24.14
BRENTWOOD - PROPOSITION 1		
**LOCAL USE TAX**		
(Vote for ) 1		
(WITH 3 OF 3 COUNTED)		
YES . . . . .	218	41.13
NO. . . . .	312	58.87
PAGEDALE - PROPOSITION U		
**LOCAL USE TAX**		
(Vote for ) 1		
(WITH 1 OF 1 COUNTED)		
YES . . . . .	83	56.08
NO. . . . .	65	43.92
PINE LAWN - PROPOSITION G		
**SALES TAX - GENERAL REVENUE**		
(Vote for ) 1		
(WITH 1 OF 1 COUNTED)		
YES . . . . .	84	58.33
NO. . . . .	60	41.67
PINE LAWN - PROPOSITION U		
**LOCAL USE TAX**		
(Vote for ) 1		
(WITH 1 OF 1 COUNTED)		
YES . . . . .	61	43.57
NO. . . . .	79	56.43
ST. JOHN - PROPOSITION U		
**LOCAL USE TAX**		
(Vote for ) 1		
(WITH 4 OF 4 COUNTED)		
YES . . . . .	249	45.52
NO. . . . .	298	54.48
RITENOUR SCHOOL DISTRICT - PROPOSITION A		
**TAX LEVY - SUPPORT OF DISTRICT**		
(Vote for ) 1		
(WITH 19 OF 19 COUNTED)		
YES . . . . .	2,272	64.51
NO. . . . .	1,250	35.49
EUREKA FIRE DISTRICT - PROPOSITION S		
**TAX LEVY - SUPPORT OF DISTRICT**		
(Vote for ) 1		
(WITH 5 OF 5 COUNTED)		
FOR THE PROPOSITION . . . . .	776	60.30
AGAINST THE PROPOSITION. . . . .	511	39.70
METRO WEST FIRE DISTRICT - PROPOSITION V		
**TAX LEVY - DISTRICTS ADVANCE LIFE SUPPORT**		
(Vote for ) 1		
(WITH 32 OF 32 COUNTED)		
YES . . . . .	2,952	51.83
NO. . . . .	2,744	48.17
RIVERVIEW FIRE DISTRICT - PROPOSITION A		
**TAX LEVY - AMBULANCE SERVICE**		
(Vote for ) 1		
(WITH 14 OF 14 COUNTED)		
FOR THE PROPOSITION . . . . .	1,025	66.95
AGAINST THE PROPOSITION. . . . .	506	33.05

GLASGOW LIGHT DISTRICT - PROPOSITION G

\*\*TAX LEVY - SUPPORT OF DISTRICT\*\*

(Vote for ) 1

(WITH 1 OF 1 COUNTED)

YES . . . . .	119	79.87
NO. . . . .	30	20.13

CHESTERFIELD VALLEY TRANS DEV DIST. - PROPOSITION P

\*\*PROJECT AUTHORIZATION\*\*

(Vote for ) 1

(WITH 1 OF 1 COUNTED)

YES . . . . .	129	67.89
NO. . . . .	61	32.11

CHESTERFIELD VALLEY TRANS DEV DIST. - PROPOSITION T

\*\*EXTEND DISTRICT WIDE - SALES TAX\*\*

(Vote for ) 1

(WITH 1 OF 1 COUNTED)

YES . . . . .	129	67.89
NO. . . . .	61	32.11

WE, THE BOARD OF ELECTION COMMISSIONERS OF ST. LOUIS COUNTY, MISSOURI, ACTING AS THE VERIFICATION BOARD PURSUANT TO 115.507,R.S.Mo HEREBY CERTIFY THE FOREGOING TO BE A TRUE AND CORRECT ABSTRACT OF VOTES CAST FOR THE ISSUES AT THE SPECIAL ELECTION HELD IN ST. LOUIS COUNTY, MISSOURI, ON NOVEMBER 7, 2017. IN TESTIMONY WHEREOF, WE HAVE HEREUNTO SET OUR HAND AT OUR OFFICE IN ST. ANN, ST. LOUIS COUNTY, MISSOURI, ON NOVEMBER 14, 2017.

SHARON BUCHANAN-MCCLURE, CHAIR

TRUDI MCCOLLUM FOUSHEE, SECRETARY

MATTHEW W. POTTER, COMMISSIONER

PEGGY BARNHART, COMMISSIONER



RUN DATE:11/14/17 09:44 AM

01 = REGISTERED VOTERS - TOTAL		TOTAL	PERCENT		TOTAL	PERCENT
02 = BALLOTS CAST - TOTAL		9,151		03 = VOTER TURNOUT - TOTAL	14.07	
		1,288				
		-----				
		01	02	03		
		-----				
0446 CHE46,54MER4,35	475 . 50	10.53				
0449 CHE49,51MER3	859 . 111	12.92				
1506 MER6,22,40	1272 . 209	16.43				
1507 MER7,9,13,14,18,19,20,46	4330 . 598	13.81				
1517 MER17,30	2215 . 320	14.45				

		VOTES	PERCENT
EUREKA FIRE DISTRICT - PROPOSITION S			
**TAX LEVY - SUPPORT OF DISTRICT**			
(Vote for ) 1			
01 = FOR THE PROPOSITION		776	60.30
02 = AGAINST THE PROPOSITION		511	39.70
		-----	
		01	02
		-----	
0446 CHE46,54MER4,35	13	37	
0449 CHE49,51MER3	60	51	
1506 MER6,22,40	123	86	
1507 MER7,9,13,14,18,19,20,46	362	236	
1517 MER17,30	218	101	


WE, THE BOARD OF ELECTION COMMISSIONERS OF ST. LOUIS COUNTY, MISSOURI, ACTING AS THE VERIFICATION BOARD PURSUANT TO 115.507,R.S.Mo HEREBY CERTIFY THE FOREGOING TO BE A TRUE AND CORRECT ABSTRACT OF VOTES CAST FOR THE ISSUES AT THE SPECIAL ELECTION HELD IN ST. LOUIS COUNTY, MISSOURI, ON NOVEMBER 7, 2017. IN TESTIMONY WHEREOF, WE HAVE HEREUNTO SET OUR HAND AT OUR OFFICE IN ST. ANN, ST. LOUIS COUNTY, MISSOURI, ON NOVEMBER 14, 2017.




SHARON BUCHANAN-MCCLURE, CHAIR



TRUDI MCCOLLUM FOUSHEE, SECRETARY



MATTHEW W. POTTER, COMMISSIONER



PEGGY BARNHART, COMMISSIONER





RUN DATE:11/14/17 09:47 AM

	TOTAL	PERCENT	03 = VOTER TURNOUT - TOTAL	TOTAL	PERCENT
01 = REGISTERED VOTERS - TOTAL	55,599				
02 = BALLOTS CAST - TOTAL	5,715				10.28
	01	02	03		
0403 CHE3,23WH27	1715	192	11.20		
0413 CHE13	1830	170	9.29		
0417 CHE17,34,39,53WH3	1925	212	11.01		
0420 CHE20,24,29,35,47	1371	126	9.19		
0421 CHE21,40WH23	2174	241	11.09		
0427 CHE27,38WH4,10,12	1156	120	10.38		
0443 CHE43MER2,5	1026	121	11.79		
1207 LAF7,28,36	1325	128	9.66		
1209 LAF9,42	1651	176	10.66		
1210 LAF10,27,35,39WH30	2112	255	12.07		
1211 LAF11,14,16,48	1884	190	10.08		
1213 LAF13,38	1279	94	7.35		
1217 LAF17,18	1475	181	12.27		
1219 LAF19,23,24	1798	213	11.85		
1225 LAF25	1330	159	11.95		
1237 LAF37,40,41,43	1991	240	12.05		
1508 MER8,10,11,28,41WH37	1945	187	9.61		
1512 MER12,33,39,47,48WH33	2079	206	9.91		
1521 MER21,36WH1,39,42,47	1687	159	9.43		
1527 MER27,34WH45	2113	194	9.18		
1529 MER29,45QUE19	2072	148	7.14		
2312 QUE12WH15,24,29	1888	190	10.06		
2313 QUE13,15WH11,41	1195	78	6.53		
2802 WH2,5,7,18,26,28,35	1807	196	10.85		
2806 WH6,32,38,40,44,46	1947	176	9.04		
2808 WH8,16,36	2080	238	11.44		
2809 WH9	2235	210	9.40		
2813 WH13,21	2025	192	9.48		
2814 WH14,17,25	1292	178	13.78		
2819 WH19,20,22	2034	193	9.49		
2831 WH31	1027	104	10.13		
2834 WH34,43	2131	248	11.64		

METRO WEST FIRE DISTRICT - PROPOSITION V  
\*\*TAX LEVY - DISTRICTS ADVANCE LIFE SUPPORT\*\*  
(Vote for ) 1  
01 = YES  
02 = NO

VOTES PERCENT  
2,952 51.83  
2,744 48.17

	01	02
0403 CHE3,23WH27	95	96
0413 CHE13	82	87
0417 CHE17,34,39,53WH3	88	124
0420 CHE20,24,29,35,47	52	73
0421 CHE21,40WH23	128	112
0427 CHE27,38WH4,10,12	66	54
0443 CHE43MER2,5	44	77
1207 LAF7,28,36	55	71
1209 LAF9,42	92	84
1210 LAF10,27,35,39WH30	163	91
1211 LAF11,14,16,48	90	100
1213 LAF13,38	55	39
1217 LAF17,18	99	81
1219 LAF19,23,24	134	78
1225 LAF25	84	73
1237 LAF37,40,41,43	93	146
1508 MER8,10,11,28,41WH37	66	121
1512 MER12,33,39,47,48WH33	94	112
1521 MER21,36WH1,39,42,47	86	72
1527 MER27,34WH45	91	103
1529 MER29,45QUE19	72	76
2312 QUE12WH15,24,29	103	87
2313 QUE13,15WH11,41	45	33
2802 WH2,5,7,18,26,28,35	104	91
2806 WH6,32,38,40,44,46	88	86
2808 WH8,16,36	140	98
2809 WH9	128	81

2813	WH13,21	115	77
2814	WH14,17,25	110	67
2819	WH19,20,22	96	97
2831	WH31	56	47
2834	WH34,43	138	110

=====


WE, THE BOARD OF ELECTION COMMISSIONERS OF ST. LOUIS COUNTY, MISSOURI, ACTING AS THE VERIFICATION BOARD PURSUANT TO 115.507,R.S.Mo HEREBY CERTIFY THE FOREGOING TO BE A TRUE AND CORRECT ABSTRACT OF VOTES CAST FOR THE ISSUES AT THE SPECIAL ELECTION HELD IN ST. LOUIS COUNTY, MISSOURI, ON NOVEMBER 7, 2017. IN TESTIMONY WHEREOF, WE HAVE HEREUNTO SET OUR HAND AT OUR OFFICE IN ST. ANN, ST. LOUIS COUNTY, MISSOURI, ON NOVEMBER 14, 2017.



SHARON BUCHANAN-MCCLURE, CHAIR



TRUDI MCCOLLUM FOUSHEE, SECRETARY



MATTHEW W. POTTER, COMMISSIONER



PEGGY BARNHART, COMMISSIONER



RIVERVIEW FIRE DISTRICT  
 RUN DATE:11/14/17 09:48 AM

SPECIAL ELECTION  
 ST. LOUIS COUNTY, MISSOURI  
 TUESDAY, NOVEMBER 7, 2017

OFFICIAL FINAL RESULTS

	TOTAL	PERCENT	03 = VOTER TURNOUT - TOTAL	TOTAL	PERCENT
01 = REGISTERED VOTERS - TOTAL	19,392				
02 = BALLOTS CAST - TOTAL	1,541				7.95
	01	02	03		
1908 NOR8,34,45,48,51	1615	.111	6.87		
1944 NOR44NRW33,47,49	1691	.104	6.15		
2010 NRW10,14,34,42	1304	.155	11.89		
2011 NRW11,13	1551	.158	10.19		
2012 NRW12,18,20,24,37,38	1550	.110	7.10		
2030 NRW30,31,36	914	.39	4.27		
2045 NRW45,46SF5,8,12,19,28	1297	.118	9.10		
2411 SF11,17,21,23	27	.0	.00		
2413 SF13,14	1948	.145	7.44		
2415 SF15,16	1785	.174	9.75		
2418 SF18,26,30	1204	.91	7.56		
2425 SF25,34,35	1199	.97	8.09		
2427 SF27,29	2009	.150	7.47		
2431 SF31,32	1298	.89	6.86		

	VOTES	PERCENT
RIVERVIEW FIRE DISTRICT - PROPOSITION A		
**TAX LEVY - AMBULANCE SERVICE**		
(Vote for ) 1		
01 = FOR THE PROPOSITION	1,025	66.95
02 = AGAINST THE PROPOSITION	506	33.05
	01	02
1908 NOR8,34,45,48,51	75	33
1944 NOR44NRW33,47,49	72	32
2010 NRW10,14,34,42	102	53
2011 NRW11,13	99	59
2012 NRW12,18,20,24,37,38	76	34
2030 NRW30,31,36	26	13
2045 NRW45,46SF5,8,12,19,28	78	39
2411 SF11,17,21,23	0	0
2413 SF13,14	90	55
2415 SF15,16	111	61
2418 SF18,26,30	67	24
2425 SF25,34,35	59	38
2427 SF27,29	110	36
2431 SF31,32	60	29

WE, THE BOARD OF ELECTION COMMISSIONERS OF ST. LOUIS COUNTY, MISSOURI, ACTING AS THE VERIFICATION BOARD PURSUANT TO 115.507,R.S.Mo HEREBY CERTIFY THE FOREGOING TO BE A TRUE AND CORRECT ABSTRACT OF VOTES CAST FOR THE ISSUES AT THE SPECIAL ELECTION HELD IN ST. LOUIS COUNTY, MISSOURI, ON NOVEMBER 7, 2017. IN TESTIMONY WHEREOF, WE HAVE HEREUNTO SET OUR HAND AT OUR OFFICE IN ST. ANN, ST. LOUIS COUNTY, MISSOURI, ON NOVEMBER 14, 2017.




---

SHARON BUCHANAN-MCCLURE, CHAIR




---

TRUDI MCCOLLUM FOUSHEE, SECRETARY



---

MATTHEW W. POTTER, COMMISSIONER



---

PEGGY BARNHART, COMMISSIONER



RUN DATE:11/14/17 09:48 AM

01 = REGISTERED VOTERS - TOTAL		TOTAL	PERCENT		TOTAL	PERCENT	
02 = BALLOTS CAST - TOTAL		2,009		03 = VOTER TURNOUT - TOTAL		7.47	
		150					
		-----					
	01	02	03				
	-----						
2427 SF27,29	2009	150	7.47				
=====							

GLASGOW LIGHT DISTRICT - PROPOSITION G		VOTES	PERCENT	
**TAX LEVY - SUPPORT OF DISTRICT**				
(Vote for ) 1				
01 = YES		119	79.87	
02 = NO		30	20.13	
		-----		
	01	02		
	-----			
2427 SF27,29	119	30		
=====				

WE, THE BOARD OF ELECTION COMMISSIONERS OF ST. LOUIS COUNTY, MISSOURI, ACTING AS THE VERIFICATION BOARD PURSUANT TO 115.507,R.S.Mo HEREBY CERTIFY THE FOREGOING TO BE A TRUE AND CORRECT ABSTRACT OF VOTES CAST FOR THE ISSUES AT THE SPECIAL ELECTION HELD IN ST. LOUIS COUNTY, MISSOURI, ON NOVEMBER 7, 2017. IN TESTIMONY WHEREOF, WE HAVE HEREUNTO SET OUR HAND AT OUR OFFICE IN ST. ANN, ST. LOUIS COUNTY, MISSOURI, ON NOVEMBER 14, 2017.




SHARON BUCHANAN-MCCLURE, CHAIR



TRUDI MCCOLLUM FOUSHEE, SECRETARY



MATTHEW W. POTTER, COMMISSIONER



PEGGY BARNHART, COMMISSIONER



RUN DATE:11/14/17 09:50 AM

	TOTAL	PERCENT		TOTAL	PERCENT
01 = REGISTERED VOTERS - TOTAL	385		03 = VOTER TURNOUT - TOTAL		7.53
02 = BALLOTS CAST - TOTAL	29				
	-----				
	01	02	03		
	-----	-----	-----		
1922 NOR22,33	385	29	7.53		

	VOTES	PERCENT
BEVERLY HILLS - PROPOSITION U		
**OUT OF STATE USE TAX - CONTINUATION**		
(Vote for ) 1		
01 = YES	22	75.86
02 = NO	7	24.14
	-----	
	01	02
	-----	-----
1922 NOR22,33	22	7

WE, THE BOARD OF ELECTION COMMISSIONERS OF ST. LOUIS COUNTY, MISSOURI, ACTING AS THE VERIFICATION BOARD PURSUANT TO 115.507,R.S.Mo HEREBY CERTIFY THE FOREGOING TO BE A TRUE AND CORRECT ABSTRACT OF VOTES CAST FOR THE ISSUES AT THE SPECIAL ELECTION HELD IN ST. LOUIS COUNTY, MISSOURI, ON NOVEMBER 7, 2017. IN TESTIMONY WHEREOF, WE HAVE HEREUNTO SET OUR HAND AT OUR OFFICE IN ST. ANN, ST. LOUIS COUNTY, MISSOURI, ON NOVEMBER 14, 2017.




SHARON BUCHANAN-MCCLURE, CHAIR



TRUDI MCCOLLUM FOUSHEE, SECRETARY



MATTHEW W. POTTER, COMMISSIONER



PEGGY BARNHART, COMMISSIONER



	TOTAL	PERCENT		TOTAL	PERCENT
01 = REGISTERED VOTERS - TOTAL	5,590		03 = VOTER TURNOUT - TOTAL		9.48
02 = BALLOTS CAST - TOTAL	530				
	01	02	03		
0510 CLA10,32,38,39,41	1953	183	9.37		
0530 CLA30,31	1240	108	8.71		
0535 CLA35,46,48	2397	239	9.97		

	VOTES	PERCENT
BRENTWOOD - PROPOSITION 1		
**LOCAL USE TAX**		
(Vote for ) 1		
01 = YES	218	41.13
02 = NO	312	58.87
	01	02
0510 CLA10,32,38,39,41	68	115
0530 CLA30,31	58	50
0535 CLA35,46,48	92	147


WE, THE BOARD OF ELECTION COMMISSIONERS OF ST. LOUIS COUNTY, MISSOURI, ACTING AS THE VERIFICATION BOARD PURSUANT TO 115.507,R.S.Mo HEREBY CERTIFY THE FOREGOING TO BE A TRUE AND CORRECT ABSTRACT OF VOTES CAST FOR THE ISSUES AT THE SPECIAL ELECTION HELD IN ST. LOUIS COUNTY, MISSOURI, ON NOVEMBER 7, 2017. IN TESTIMONY WHEREOF, WE HAVE HEREUNTO SET OUR HAND AT OUR OFFICE IN ST. ANN, ST. LOUIS COUNTY, MISSOURI, ON NOVEMBER 14, 2017.



SHARON BUCHANAN-MCCLURE, CHAIR



TRUDI MCCOLLUM FOUSHEE, SECRETARY



MATTHEW W. POTTER, COMMISSIONER



PEGGY BARNHART, COMMISSIONER



RUN DATE:11/14/17 09:51 AM

01 = REGISTERED VOTERS - TOTAL		TOTAL	PERCENT		TOTAL	PERCENT
02 = BALLOTS CAST - TOTAL		1,899		03 = VOTER TURNOUT - TOTAL		7.79
		148				
	01	02	03			
2701 UNV1,10,17,18	1899	148	7.79			

PAGEDALE - PROPOSITION U		VOTES	PERCENT
**LOCAL USE TAX**			
(Vote for ) 1			
01 = YES		83	56.08
02 = NO		65	43.92
	01	02	
2701 UNV1,10,17,18	83	65	

WE, THE BOARD OF ELECTION COMMISSIONERS OF ST. LOUIS COUNTY, MISSOURI, ACTING AS THE VERIFICATION BOARD PURSUANT TO 115.507,R.S.Mo HEREBY CERTIFY THE FOREGOING TO BE A TRUE AND CORRECT ABSTRACT OF VOTES CAST FOR THE ISSUES AT THE SPECIAL ELECTION HELD IN ST. LOUIS COUNTY, MISSOURI, ON NOVEMBER 7, 2017. IN TESTIMONY WHEREOF, WE HAVE HEREUNTO SET OUR HAND AT OUR OFFICE IN ST. ANN, ST. LOUIS COUNTY, MISSOURI, ON NOVEMBER 14, 2017.




SHARON BUCHANAN-MCCLURE, CHAIR



TRUDI MCCOLLUM FOUSHEE, SECRETARY



MATTHEW W. POTTER, COMMISSIONER



PEGGY BARNHART, COMMISSIONER





01 = REGISTERED VOTERS - TOTAL	TOTAL	PERCENT	03 = VOTER TURNOUT - TOTAL	TOTAL	PERCENT
02 = BALLOTS CAST - TOTAL	1,956				7.36
	144				
	-----				
	01	02	03		
	-----	-----	-----		
1901 NOR1,2,3UNV21	1956	. 144	7.36		

	VOTES	PERCENT
PINE LAWN - PROPOSITION G		
**SALES TAX - GENERAL REVENUE**		
(Vote for ) 1		
01 = YES	84	58.33
02 = NO	60	41.67
	-----	
	01	02
	-----	-----
1901 NOR1,2,3UNV21	84	60

	VOTES	PERCENT
PINE LAWN - PROPOSITION U		
**LOCAL USE TAX**		
(Vote for ) 1		
01 = YES	61	43.57
02 = NO	79	56.43
	-----	
	01	02
	-----	-----
1901 NOR1,2,3UNV21	61	79


WE, THE BOARD OF ELECTION COMMISSIONERS OF ST. LOUIS COUNTY, MISSOURI, ACTING AS THE VERIFICATION BOARD PURSUANT TO 115.507, R.S. MO. HEREBY CERTIFY THE FOREGOING TO BE A TRUE AND CORRECT ABSTRACT OF VOTES CAST FOR THE ISSUES AT THE SPECIAL ELECTION HELD IN ST. LOUIS COUNTY, MISSOURI, ON NOVEMBER 7, 2017. IN TESTIMONY WHEREOF, WE HAVE HEREUNTO SET OUR HAND AT OUR OFFICE IN ST. ANN, ST. LOUIS COUNTY, MISSOURI, ON NOVEMBER 14, 2017.




SHARON BUCHANAN-MCCLURE, CHAIR



TRUDI MCCOLLUM FOUSHEE, SECRETARY



MATTHEW W. POTTER, COMMISSIONER



PEGGY BARNHART, COMMISSIONER



	TOTAL	PERCENT		TOTAL	PERCENT
01 = REGISTERED VOTERS - TOTAL	3,794		03 = VOTER TURNOUT - TOTAL	555	14.63
02 = BALLOTS CAST - TOTAL	555				
	01	02	03		
0106 AP6,9,13,37	1421	178	12.53		
0114 AP14,15NOR27	770	108	14.03		
0116 AP16NOR31	257	27	10.51		
1926 NOR26	1346	242	17.98		

	VOTES	PERCENT
ST. JOHN - PROPOSITION U		
**LOCAL USE TAX**		
(Vote for ) 1		
01 = YES	249	45.52
02 = NO	298	54.48
	01	02
0106 AP6,9,13,37	72	105
0114 AP14,15NOR27	46	59
0116 AP16NOR31	9	18
1926 NOR26	122	116

WE, THE BOARD OF ELECTION COMMISSIONERS OF ST. LOUIS COUNTY, MISSOURI, ACTING AS THE VERIFICATION BOARD PURSUANT TO 115.507,R.S.Mo HEREBY CERTIFY THE FOREGOING TO BE A TRUE AND CORRECT ABSTRACT OF VOTES CAST FOR THE ISSUES AT THE SPECIAL ELECTION HELD IN ST. LOUIS COUNTY, MISSOURI, ON NOVEMBER 7, 2017. IN TESTIMONY WHEREOF, WE HAVE HEREUNTO SET OUR HAND AT OUR OFFICE IN ST. ANN, ST. LOUIS COUNTY, MISSOURI, ON NOVEMBER 14, 2017.




SHARON BUCHANAN-MCCLURE, CHAIR



TRUDI MCCOLLUM FOUSHEE, SECRETARY



MATTHEW W. POTTER, COMMISSIONER



PEGGY BARNHART, COMMISSIONER



RUN DATE:11/14/17 09:54 AM

	TOTAL	PERCENT	03 = VOTER TURNOUT - TOTAL	TOTAL	PERCENT
01 = REGISTERED VOTERS - TOTAL	24,225				
02 = BALLOTS CAST - TOTAL	3,529				14.57
	01	02	03		
0101 AP1,2,7,43	1364	194	14.22		
0105 AP5,18,21,39	1318	158	11.99		
0106 AP6,9,13,37	1421	178	12.53		
0108 AP8,11,20,24,30,49	2321	322	13.87		
0114 AP14,15NOR27	770	108	14.03		
0122 AP22MID7,22	1098	121	11.02		
0125 AP25,48	113	12	10.62		
0140 AP40MID46,56	1121	179	15.97		
1702 MID2	1401	269	19.20		
1703 MID3,12	1382	200	14.47		
1704 MID4,53	1278	173	13.54		
1705 MID5,8,19	1847	227	12.29		
1706 MID6,43	1405	248	17.65		
1709 MID9,23,27	1600	293	18.31		
1714 MID14NOR23	1159	199	17.17		
1715 MID15,20,25,60NOR25,32+	1238	178	14.38		
1721 MID21,47NOR53	1012	92	9.09		
1726 MID26,33,52,59	1031	136	13.19		
1926 NOR26	1346	242	17.98		

	VOTES	PERCENT
RITENOUR SCHOOL DISTRICT - PROPOSITION A		
**TAX LEVY - SUPPORT OF DISTRICT**		
(Vote for ) 1		
01 = YES	2,272	64.51
02 = NO	1,250	35.49
	01	02
0101 AP1,2,7,43	127	66
0105 AP5,18,21,39	116	42
0106 AP6,9,13,37	111	67
0108 AP8,11,20,24,30,49	197	125
0114 AP14,15NOR27	66	41
0122 AP22MID7,22	83	38
0125 AP25,48	6	6
0140 AP40MID46,56	104	74
1702 MID2	178	89
1703 MID3,12	130	70
1704 MID4,53	95	78
1705 MID5,8,19	139	88
1706 MID6,43	181	67
1709 MID9,23,27	199	92
1714 MID14NOR23	120	79
1715 MID15,20,25,60NOR25,32+	117	61
1721 MID21,47NOR53	55	37
1726 MID26,33,52,59	81	55
1926 NOR26	167	75

WE, THE BOARD OF ELECTION COMMISSIONERS OF ST. LOUIS COUNTY, MISSOURI, ACTING AS THE VERIFICATION BOARD PURSUANT TO 115.507,R.S.Mo HEREBY CERTIFY THE FOREGOING TO BE A TRUE AND CORRECT ABSTRACT OF VOTES CAST FOR THE ISSUES AT THE SPECIAL ELECTION HELD IN ST. LOUIS COUNTY, MISSOURI, ON NOVEMBER 7, 2017. IN TESTIMONY WHEREOF, WE HAVE HEREUNTO SET OUR HAND AT OUR OFFICE IN ST. ANN, ST. LOUIS COUNTY, MISSOURI, ON NOVEMBER 14, 2017.




---

SHARON BUCHANAN-MCCLURE, CHAIR




---

TRUDI MCCOLLUM FOUSHEE, SECRETARY



---

MATTHEW W. POTTER, COMMISSIONER



---

PEGGY BARNHART, COMMISSIONER



	TOTAL	PERCENT		TOTAL	PERCENT
01 = REGISTERED VOTERS - TOTAL	325		03 = VOTER TURNOUT - TOTAL	190	58.46
02 = BALLOTS CAST - TOTAL	190				
	-----			-----	
	01	02	03		
	-----	-----	-----		
0402 CHE2,56,57	325	. 190	58.46		

	VOTES	PERCENT
CHESTERFIELD VALLEY TRANS DEV DIST. - PROPOSITION P		
**PROJECT AUTHORIZATION**		
(Vote for ) 1		
01 = YES	129	67.89
02 = NO	61	32.11
	-----	
	01	02
	-----	-----
0402 CHE2,56,57	129	61

	VOTES	PERCENT
CHESTERFIELD VALLEY TRANS DEV DIST. - PROPOSITION T		
**EXTEND DISTRICT WIDE - SALES TAX**		
(Vote for ) 1		
01 = YES	129	67.89
02 = NO	61	32.11
	-----	
	01	02
	-----	-----
0402 CHE2,56,57	129	61

WE, THE BOARD OF ELECTION COMMISSIONERS OF ST. LOUIS COUNTY, MISSOURI, ACTING AS THE VERIFICATION BOARD PURSUANT TO 115.507, R.S.Mo HEREBY CERTIFY THE FOREGOING TO BE A TRUE AND CORRECT ABSTRACT OF VOTES CAST FOR THE ISSUES AT THE SPECIAL ELECTION HELD IN ST. LOUIS COUNTY, MISSOURI, ON NOVEMBER 7, 2017. IN TESTIMONY WHEREOF, WE HAVE HEREUNTO SET OUR HAND AT OUR OFFICE IN ST. ANN, ST. LOUIS COUNTY, MISSOURI, ON NOVEMBER 14, 2017.



SHARON BUCHANAN-MCCLURE, CHAIR



TRUDI MCCOLLUM FOUSHEE, SECRETARY



MATTHEW W. POTTER, COMMISSIONER



PEGGY BARNHART, COMMISSIONER

