

SUMMARY REPORT GENERAL ELECTION
 RUN DATE:11/20/18 ST. LOUIS COUNTY, MISSOURI
 RUN TIME:02:33 PM TUESDAY, NOVEMBER 6, 2018

OFFICIAL FINAL RESULTS

VOTES PERCENT

PRECINCTS COUNTED (OF 657). 657 100.00
 REGISTERED VOTERS. 664,834
 BALLOTS CAST 460,349
 VOTER TURNOUT 69.24

U.S. SENATOR

(Vote for) 1
 (WITH 657 OF 657 COUNTED)
 JOSH HAWLEY (REP). 163,972 35.81
 CLAIRE McCASKILL (DEM) 284,015 62.02
 JAPHETH CAMPBELL (LIB) 3,391 .74
 JO CRAIN (GRN). 1,973 .43
 CRAIG O'DEAR (IPD) 4,255 .93
 GINA BUFE 3 W/I OF 323 .07

U.S. REPRESENTATIVE DISTRICT 1

(Vote for) 1
 (WITH 252 OF 252 COUNTED)
 ROBERT VROMAN (REP) 29,476 18.22
 LACY CLAY (DEM) 127,063 78.56
 ROBB CUNNINGHAM (LIB) 4,904 3.03
 INVALID WRITE-IN 302 .19

U.S. REPRESENTATIVE DISTRICT 2

(Vote for) 1
 (WITH 405 OF 405 COUNTED)
 ANN WAGNER (REP) 145,185 49.53
 CORT VANOSTRAN (DEM). 143,610 48.99
 LARRY A. KIRK (LIB) 2,945 1.00
 DAVID JUSTUS ARNOLD (GRN) 1,257 .43
 KEN NEWHOUSE 9 W/I OF 116 .04

STATE AUDITOR

(Vote for) 1
 (WITH 657 OF 657 COUNTED)
 SAUNDRA McDOWELL (REP) 139,261 30.88
 NICOLE GALLOWAY (DEM) 294,252 65.24
 SEAN O'TOOLE (LIB) 8,397 1.86
 JACOB LUETKEMEYER (CON). 5,930 1.31
 DON FITZ (GRN). 2,875 .64
 ARNIE C. AC DIENOFF 1 W/I OF 290 .06

STATE SENATOR DISTRICT 4

(Vote for) 1
 (WITH 22 OF 22 COUNTED)
 ROBERT J. CRUMP (REP) 5,756 32.94
 KARLA MAY (DEM) 11,692 66.92
 INVALID WRITE-IN 24 .14

STATE SENATOR DISTRICT 14

(Vote for) 1
 (WITH 106 OF 106 COUNTED)
 BRIAN WILLIAMS (DEM). 53,234 97.90
 INVALID WRITE-IN 1,144 2.10

STATE SENATOR DISTRICT 24

(Vote for) 1
 (WITH 145 OF 145 COUNTED)
 GREGORY B. POWERS (REP). 31,153 37.08
 JILL SCHUPP (DEM). 51,106 60.83
 JIM HIGGINS (LIB). 1,708 2.03
 INVALID WRITE-IN 54 .06

STATE SENATOR DISTRICT 26

(Vote for) 1
 (WITH 51 OF 51 COUNTED)
 DAVE SCHATZ (REP). 25,632 61.53
 JOHN KIEHNE (DEM). 15,995 38.40
 INVALID WRITE-IN 32 .08

STATE REPRESENTATIVE DISTRICT 66

(Vote for) 1
 (WITH 19 OF 19 COUNTED)
 TOMMIE PIERSON, JR. (DEM) 9,274 98.22
 THEO (TED) BROWN, SR. 2 W/I OF 168 1.78

STATE REPRESENTATIVE DISTRICT 67

(Vote for) 1
 (WITH 18 OF 18 COUNTED)
 PATTI LONGWORTH (REP) 2,478 14.31
 ALAN K. GREEN (DEM) 14,807 85.49
 INVALID WRITE-IN 36 .21

STATE REPRESENTATIVE DISTRICT 68

(Vote for) 1
 (WITH 18 OF 18 COUNTED)
 JAY MOSLEY (DEM) 12,417 96.26
 INVALID WRITE-IN 482 3.74

STATE REPRESENTATIVE DISTRICT 69
 (Vote for) 1
 (WITH 19 OF 19 COUNTED)
 ADAM JENNING (REP) 4,130 27.82
 GRETCHEN BANGERT (DEM) 10,367 69.82
 ERIC S. HARRIS (LIB) 327 2.20
 INVALID WRITE-IN 24 .16

STATE REPRESENTATIVE DISTRICT 70
 (Vote for) 1
 (WITH 19 OF 19 COUNTED)
 MARK MATTHIESEN (REP) 5,354 43.69
 PAULA BROWN (DEM) 6,728 54.90
 CAROL HEXEM (GRN) 163 1.33
 INVALID WRITE-IN 10 .08

STATE REPRESENTATIVE DISTRICT 71
 (Vote for) 1
 (WITH 24 OF 24 COUNTED)
 LaDONNA APPELBAUM (DEM) 10,752 76.23
 LaDONNA HIGGINS (LIB) 3,191 22.62
 INVALID WRITE-IN 162 1.15

STATE REPRESENTATIVE DISTRICT 72
 (Vote for) 1
 (WITH 26 OF 26 COUNTED)
 BRUCE BUWALDA (REP) 4,942 36.43
 DOUG CLEMENS (DEM) 8,600 63.39
 INVALID WRITE-IN 24 .18

STATE REPRESENTATIVE DISTRICT 73
 (Vote for) 1
 (WITH 21 OF 21 COUNTED)
 RAYCHEL PROUDIE (DEM) 9,475 97.61
 INVALID WRITE-IN 232 2.39

STATE REPRESENTATIVE DISTRICT 74
 (Vote for) 1
 (WITH 20 OF 20 COUNTED)
 CORA FAITH WALKER (DEM) 9,856 97.26
 INVALID WRITE-IN 278 2.74

STATE REPRESENTATIVE DISTRICT 75
 (Vote for) 1
 (WITH 22 OF 22 COUNTED)
 ALAN GRAY (DEM) 11,427 99.06
 INVALID WRITE-IN 108 .94

STATE REPRESENTATIVE DISTRICT 83
 (Vote for) 1
 (WITH 20 OF 20 COUNTED)
 GINA MITTEN (DEM) 9,920 80.87
 ANDREW BOLIN (LIB) 2,274 18.54
 INVALID WRITE-IN 73 .60

STATE REPRESENTATIVE DISTRICT 85
 (Vote for) 1
 (WITH 26 OF 26 COUNTED)
 STEVEN MCKNIGHT (REP) 2,228 17.53
 KEVIN L. WINDHAM, JR. (DEM) 10,457 82.27
 INVALID WRITE-IN 25 .20

STATE REPRESENTATIVE DISTRICT 86
 (Vote for) 1
 (WITH 24 OF 24 COUNTED)
 MARIA N. CHAPPELLE-NADAL (DEM) 13,231 96.92
 INVALID WRITE-IN 421 3.08

STATE REPRESENTATIVE DISTRICT 87
 (Vote for) 1
 (WITH 31 OF 31 COUNTED)
 STEVEN G. BAILEY (REP) 6,116 31.74
 IAN MACKAY (DEM) 12,950 67.21
 ROBERT W. WARBIN (GRN) 185 .96
 INVALID WRITE-IN 18 .09

STATE REPRESENTATIVE DISTRICT 88
 (Vote for) 1
 (WITH 31 OF 31 COUNTED)
 LLOYD NOLAN (REP) 6,761 35.47
 TRACY MCCREERY (DEM) 12,005 62.99
 STEPHEN JOHNSON (LIB) 281 1.47
 INVALID WRITE-IN 12 .06

STATE REPRESENTATIVE DISTRICT 89
 (Vote for) 1
 (WITH 37 OF 37 COUNTED)
 DEAN PLOCHER (REP) 12,922 58.34
 KEVIN FITZGERALD (DEM) 9,212 41.59
 INVALID WRITE-IN 14 .06

STATE REPRESENTATIVE DISTRICT 90
 (Vote for) 1
 (WITH 24 OF 24 COUNTED)

DEB LAVENDER (DEM)	15,809	93.48
INVALID WRITE-IN	1,103	6.52

STATE REPRESENTATIVE DISTRICT 91

(Vote for) 1

(WITH 23 OF 23 COUNTED)

JENNIFER BIRD (REP)	6,597	32.79
SARAH UNSICKER (DEM).	13,190	65.57
JAMES SCARIOT (LIB)	319	1.59
INVALID WRITE-IN	11	.05

STATE REPRESENTATIVE DISTRICT 92

(Vote for) 1

(WITH 24 OF 24 COUNTED)

BILL HEISSE (REP).	6,826	40.33
DOUG BECK (DEM)	10,081	59.56
INVALID WRITE-IN	20	.12

STATE REPRESENTATIVE DISTRICT 93

(Vote for) 1

(WITH 15 OF 15 COUNTED)

BOB BURNS (DEM)	7,718	94.34
INVALID WRITE-IN	463	5.66

STATE REPRESENTATIVE DISTRICT 94

(Vote for) 1

(WITH 20 OF 20 COUNTED)

JIM MURPHY (REP)	7,739	51.09
JEAN PRETTO (DEM).	7,392	48.80
INVALID WRITE-IN	17	.11

STATE REPRESENTATIVE DISTRICT 95

(Vote for) 1

(WITH 14 OF 14 COUNTED)

MICHAEL A. O'DONNELL (REP)	10,418	57.90
MIKE WALTER (DEM).	7,555	41.99
INVALID WRITE-IN	21	.12

STATE REPRESENTATIVE DISTRICT 96

(Vote for) 1

(WITH 29 OF 29 COUNTED)

DAVID J. GREGORY (REP)	12,071	58.75
ERICA HOFFMAN (DEM)	8,458	41.17
INVALID WRITE-IN	16	.08

STATE REPRESENTATIVE DISTRICT 97

(Vote for) 1

(WITH 2 OF 2 COUNTED)

MARY ELIZABETH COLEMAN (REP)	841	55.84
MIKE REVIS (DEM)	662	43.96
INVALID WRITE-IN	3	.20

STATE REPRESENTATIVE DISTRICT 98

(Vote for) 1

(WITH 24 OF 24 COUNTED)

SHAMED DOGAN (REP)	11,507	60.67
CHARLES TRIPLETT (DEM)	7,432	39.18
INVALID WRITE-IN	29	.15

STATE REPRESENTATIVE DISTRICT 99

(Vote for) 1

(WITH 33 OF 33 COUNTED)

JEAN EVANS (REP)	9,215	52.95
MIKE LaBOZZETTA (DEM)	8,167	46.93
INVALID WRITE-IN	22	.13

STATE REPRESENTATIVE DISTRICT 100

(Vote for) 1

(WITH 34 OF 34 COUNTED)

DEREK GRIER (REP).	11,137	55.35
HELENA WEBB (DEM).	8,969	44.58
INVALID WRITE-IN	14	.07

STATE REPRESENTATIVE DISTRICT 101

(Vote for) 1

(WITH 23 OF 23 COUNTED)

BRUCE DeGROOT (REP)	12,136	64.47
GENEVIEVE STEIDTMANN (DEM).	6,671	35.44
INVALID WRITE-IN	16	.09

STATE REPRESENTATIVE DISTRICT 110

(Vote for) 1

(WITH 15 OF 15 COUNTED)

DOTTIE BAILEY (REP)	9,285	64.56
CODY KELLEY (DEM).	5,081	35.33
INVALID WRITE-IN	16	.11

CONSTITUTIONAL AMENDMENT NO. 1

CAMPAIGN CONTRIBUTIONS, ETHICS & REDISTRICTING

(Vote for) 1

(WITH 657 OF 657 COUNTED)

YES	274,172	62.08
NO.	167,491	37.92

CONSTITUTIONAL AMENDMENT NO. 2

****MEDICAL MARIJUANA****
 (Vote for) 1
 (WITH 657 OF 657 COUNTED)
 YES 316,147 70.17
 NO. 134,377 29.83

CONSTITUTIONAL AMENDMENT NO. 3
****MEDICAL MARIJUANA****
 (Vote for) 1
 (WITH 657 OF 657 COUNTED)
 YES 159,166 35.58
 NO. 288,174 64.42

CONSTITUTIONAL AMENDMENT NO. 4
****BINGO REGULATIONS****
 (Vote for) 1
 (WITH 657 OF 657 COUNTED)
 YES 234,014 54.76
 NO. 193,332 45.24

STATE - PROPOSITION B
****MINIMUM WAGE****
 (Vote for) 1
 (WITH 657 OF 657 COUNTED)
 YES 317,747 70.61
 NO. 132,277 29.39

STATE - PROPOSITION C
****MEDICAL MARIJUANA****
 (Vote for) 1
 (WITH 657 OF 657 COUNTED)
 YES 223,233 50.06
 NO. 222,730 49.94

STATE - PROPOSITION D
****FUEL TAX****
 (Vote for) 1
 (WITH 657 OF 657 COUNTED)
 YES 210,888 47.41
 NO. 233,966 52.59

COUNTY EXECUTIVE
 (Vote for) 1
 (WITH 655 OF 655 COUNTED)
 PAUL BERRY, III (REP) 164,675 37.21
 STEVE STENGER (DEM) 252,327 57.02
 NICHOLAS (NICK) KASOFF (LIB) 17,147 3.87
 ANDREW OSTROWSKI (CON) 4,537 1.03
 GREGORY B. POWERS 3 W/I OF. 3,858 .87

PROSECUTING ATTORNEY
 (Vote for) 1
 (WITH 655 OF 655 COUNTED)
 WESLEY BELL (DEM). 317,172 91.30
 INVALID WRITE-IN 30,242 8.70

COUNTY ASSESSOR
 (Vote for) 1
 (WITH 655 OF 655 COUNTED)
 DAN HYATT (REP) 159,105 36.11
 JAKE ZIMMERMAN (DEM). 268,006 60.82
 JEFF COLEMAN (LIB) 13,139 2.98
 INVALID WRITE-IN 423 .10

COUNTY COUNCIL DISTRICT 1
 (Vote for) 1
 (WITH 83 OF 83 COUNTED)
 HAZEL M. ERBY (DEM) 42,783 98.58
 INVALID WRITE-IN 615 1.42

COUNTY COUNCIL DISTRICT 3
 (Vote for) 1
 (WITH 118 OF 118 COUNTED)
 TIM FITCH (REP) 40,762 54.36
 PAUL WARD (DEM) 34,128 45.51
 INVALID WRITE-IN 98 .13

COUNTY COUNCIL DISTRICT 5
 (Vote for) 1
 (WITH 105 OF 105 COUNTED)
 LISA CLANCY (DEM). 56,458 96.60
 INVALID WRITE-IN 1,985 3.40

COUNTY COUNCIL DISTRICT 7
 (Vote for) 1
 (WITH 103 OF 103 COUNTED)
 MARK A. HARDER (REP). 52,437 95.43
 INVALID WRITE-IN 2,509 4.57

ST LOUIS CO. - CHARTER AMENDMENT 1
****CAMPAIGN CONTRIBUTION LIMITS****
 (Vote for) 1
 (WITH 655 OF 655 COUNTED)
 YES 313,447 74.25
 NO. 108,681 25.75

ST LOUIS CO. - CHARTER AMENDMENT 2
****COUNTY PARKS****
 (Vote for) 1
 (WITH 655 OF 655 COUNTED)
 YES 332,893 78.31
 NO. 92,182 21.69

ST LOUIS CO. - CHARTER AMENDMENT B
****FUND TRANSFERS****
 (Vote for) 1
 (WITH 655 OF 655 COUNTED)
 YES 269,121 65.32
 NO. 142,864 34.68

ST LOUIS CO. - CHARTER AMENDMENT C
****FINANCIAL DOCUMENTS WEBSITE****
 (Vote for) 1
 (WITH 655 OF 655 COUNTED)
 YES 337,699 80.30
 NO. 82,825 19.70

ST LOUIS CO. - PROPOSITION D
****CHARTER COMMISSION****
 (Vote for) 1
 (WITH 655 OF 655 COUNTED)
 YES 224,109 55.34
 NO. 180,871 44.66

ST LOUIS CO. - CHARTER AMENDMENT F
****SMOKING ON CASINO FLOORS****
 (Vote for) 1
 (WITH 655 OF 655 COUNTED)
 YES 217,506 50.86
 NO. 210,170 49.14

ST LOUIS CO. - PROPOSITION Z
****SALES TAX - Z00****
 (Vote for) 1
 (WITH 655 OF 655 COUNTED)
 YES 269,309 61.01
 NO. 172,086 38.99

W. BRENT POWELL SUPREME COURT
 (Vote for) 1
 (WITH 657 OF 657 COUNTED)
 YES 229,577 62.79
 NO. 136,076 37.21

MARY RHODES RUSSELL SUPREME COURT
 (Vote for) 1
 (WITH 657 OF 657 COUNTED)
 YES 240,987 66.28
 NO. 122,584 33.72

COLLEEN DOLAN COURT OF APPEALS-EASTERN DISTRICT
 (Vote for) 1
 (WITH 655 OF 655 COUNTED)
 YES 236,311 65.41
 NO. 124,961 34.59

LISA P. PAGE COURT OF APPEALS-EASTERN DISTRICT
 (Vote for) 1
 (WITH 655 OF 655 COUNTED)
 YES 237,363 66.18
 NO. 121,308 33.82

BRIAN H. MAY CIRCUIT JUDGE-DIV. 1
 (Vote for) 1
 (WITH 655 OF 655 COUNTED)
 YES 212,141 59.57
 NO. 143,987 40.43

JOSEPH S. DUEKER CIRCUIT JUDGE-DIV. 4
 (Vote for) 1
 (WITH 655 OF 655 COUNTED)
 YES 215,133 60.38
 NO. 141,148 39.62

THEA A. SHERRY CIRCUIT JUDGE-DIV. 5
 (Vote for) 1
 (WITH 655 OF 655 COUNTED)
 YES 223,383 62.96
 NO. 131,403 37.04

DEAN P. WALDEMER CIRCUIT JUDGE-DIV. 8
 (Vote for) 1
 (WITH 655 OF 655 COUNTED)
 YES 214,992 61.05
 NO. 137,191 38.95

DAVID L. VINCENT CIRCUIT JUDGE-DIV. 9
 (Vote for) 1
 (WITH 655 OF 655 COUNTED)

YES 223,923 63.57
NO. 128,327 36.43

MICHAEL T. JAMISON CIRCUIT JUDGE-DIV. 10

(Vote for) 1
(WITH 655 OF 655 COUNTED)

YES 223,406 63.38
NO. 129,088 36.62

STANLEY J. WALLACH CIRCUIT JUDGE-DIV. 12

(Vote for) 1
(WITH 655 OF 655 COUNTED)

YES 214,724 61.34
NO. 135,325 38.66

BRUCE F. HILTON CIRCUIT JUDGE-DIV. 13

(Vote for) 1
(WITH 655 OF 655 COUNTED)

YES 215,876 61.70
NO. 134,017 38.30

MICHAEL D. BURTON CIRCUIT JUDGE-DIV. 16

(Vote for) 1
(WITH 655 OF 655 COUNTED)

YES 221,414 63.18
NO. 129,009 36.82

JOSEPH L. WALSH CIRCUIT JUDGE-DIV. 17

(Vote for) 1
(WITH 655 OF 655 COUNTED)

YES 213,497 61.01
NO. 136,453 38.99

ELLEN HANNIGAN RIBAUDO CIRCUIT JUDGE-DIV. 18

(Vote for) 1
(WITH 655 OF 655 COUNTED)

YES 229,188 65.10
NO. 122,878 34.90

MARGARET DONNELLY CIRCUIT JUDGE-DIV. 20

(Vote for) 1
(WITH 655 OF 655 COUNTED)

YES 231,060 65.58
NO. 121,271 34.42

NANCY WATKINS MCLAUGHLIN CIRCUIT JUDGE-DIV. 21

(Vote for) 1
(WITH 655 OF 655 COUNTED)

YES 229,389 65.33
NO. 121,711 34.67

JASON D. DODSON ASSOCIATE CIRCUIT JUDGE-DIV. 33

(Vote for) 1
(WITH 655 OF 655 COUNTED)

YES 217,002 62.14
NO. 132,188 37.86

RENEE HARDIN-TAMMONS ASSOCIATE CIRCUIT JUDGE-DIV. 34

(Vote for) 1
(WITH 655 OF 655 COUNTED)

YES 238,215 67.61
NO. 114,117 32.39

JOSEPH GREEN ASSOCIATE CIRCUIT JUDGE-DIV. 36

(Vote for) 1
(WITH 655 OF 655 COUNTED)

YES 218,583 62.64
NO. 130,358 37.36

JOHN (JB) LASATER ASSOCIATE CIRCUIT-DIV 38

(Vote for) 1
(WITH 655 OF 655 COUNTED)

YES 207,074 59.46
NO. 141,196 40.54

ELLEN W, DUNNE ASSOCIATE CIRCUIT JD-DIV. 39

(Vote for) 1
(WITH 655 OF 655 COUNTED)

YES 230,051 65.71
NO. 120,036 34.29

JUDY PREDDY DRAPER ASSOCIATE CIRCUIT JD-DIV. 41

(Vote for) 1
(WITH 655 OF 655 COUNTED)

YES 171,984 48.26
NO. 184,364 51.74

MONDONNA K. GHASEDI ASSOCIATE CIRCUIT JD-DIV. 43

(Vote for) 1
(WITH 655 OF 655 COUNTED)





YES 218,695 62.82
NO. 129,434 37.18

RICHARD M. STEWART ASSOCIATE CIRCUIT JD-DIV. 44

(Vote for) 1

(WITH 655 OF 655 COUNTED)		
YES	214,929	61.95
NO.	132,000	38.05
BELLEFONTAINE NEIGHBORS - PROPOSITION 1		
LOCAL USE TAX		
(Vote for) 1		
(WITH 6 OF 6 COUNTED)		
YES	1,195	30.93
NO.	2,668	69.07
CLAYTON - PROPOSITION 1		
LOCAL USE TAX		
(Vote for) 1		
(WITH 10 OF 10 COUNTED)		
YES	3,981	58.23
NO.	2,856	41.77
CRESTWOOD - MAYOR		
UNEXPIRED TERM		
(Vote for) 1		
(WITH 9 OF 9 COUNTED)		
GRANT MABIE	4,672	72.69
CHRISTOPHER T. COURT.	1,167	18.16
NEIL E. BROWN	514	8.00
INVALID WRITE-IN	74	1.15
PINE LAWN - PROPOSITION U		
LOCAL USE TAX		
(Vote for) 1		
(WITH 2 OF 2 COUNTED)		
YES	404	48.67
NO.	426	51.33
VALLEY PARK - PROPOSITION U		
LOCAL USE TAX		
(Vote for) 1		
(WITH 8 OF 8 COUNTED)		
YES	881	33.94
NO.	1,715	66.06
VELDA VILLAGE HILLS - PROPOSITION U		
LOCAL USE TAX		
(Vote for) 1		
(WITH 1 OF 1 COUNTED)		
YES	162	41.65
NO.	227	58.35
PARKWAY SCHOOL DISTRICT - BOND ELECTION S		
BONDS - CAPITAL IMPROV (57.15% NEEDED)		
(Vote for) 1		
(WITH 117 OF 117 COUNTED)		
YES	51,832	73.57
NO.	18,623	26.43
FENTON FIRE DISTRICT - BOND ELECTION F		
BONDS - CAPITAL IMPROV (57.15% NEEDED)		
(Vote for) 1		
(WITH 21 OF 21 COUNTED)		
YES	9,375	67.70
NO.	4,472	32.30
VALLEY PARK FIRE DISTRICT - BOND ELECTION G		
BONDS - CAPITAL IMPROV (57.15% NEEDED)		
(Vote for) 1		
(WITH 13 OF 13 COUNTED)		
YES	3,943	71.13
NO.	1,600	28.87
VALLEY PARK FIRE DISTRICT - PROPOSITION N		
TAX LEVY - GENERAL REVENUE		
(Vote for) 1		
(WITH 13 OF 13 COUNTED)		
YES	3,073	55.58
NO.	2,456	44.42

WE, THE BOARD OF ELECTION COMMISSIONERS OF ST. LOUIS COUNTY, MISSOURI, ACTING AS THE VERIFICATION BOARD PURSUANT TO SECTION 115.507, RSMo, HEREBY CERTIFY THE FOREGOING TO BE A TRUE AND CORRECT ABSTRACT OF VOTES CAST FOR THE CANDIDATES AND ISSUES AT THE GENERAL ELECTION HELD IN ST. LOUIS COUNTY, MISSOURI, ON NOVEMBER 6, 2018. IN TESTIMONY WHEREOF, WE HAVE HEREUNTO SET OUR HAND AT OUR OFFICE IN ST. ANN, ST. LOUIS COUNTY, MISSOURI, ON NOVEMBER 20, 2018.

SHARON BUCHANAN-McCLURE, CHAIR TRUDI MCCOLLUM FOUSHEE, SECRETARY MATTHEW W. POTTER, COMMISSIONER PEGGY BARNHART, COMMISSIONER

